

Selection guide

# Amersham CyDye fluors

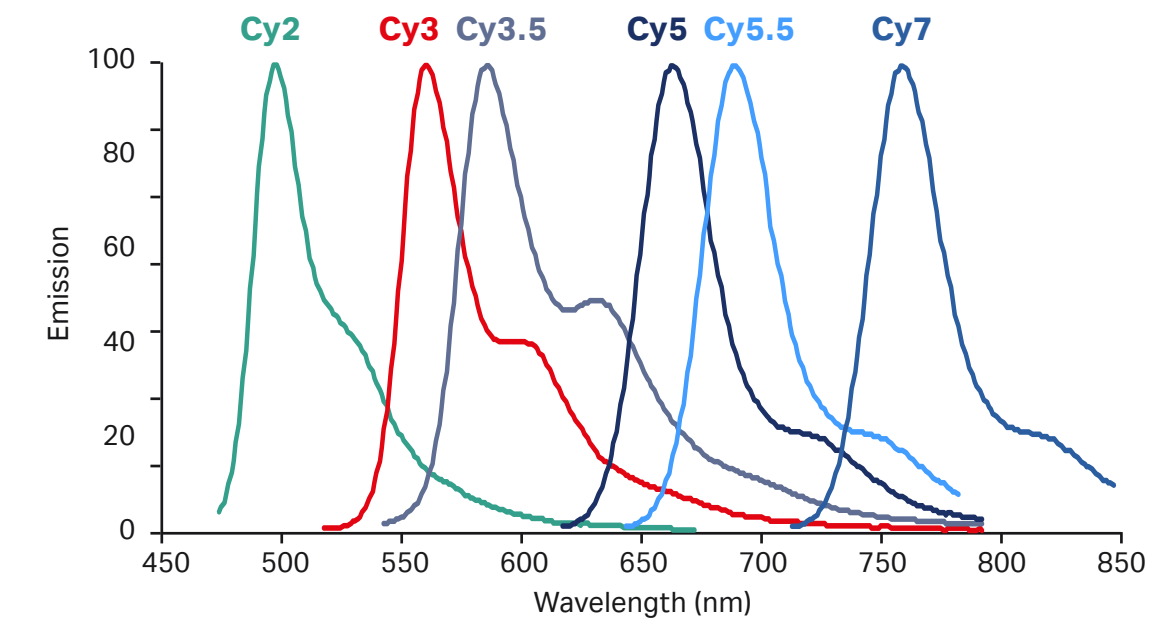


# Welcome to Amersham CyDye fluors

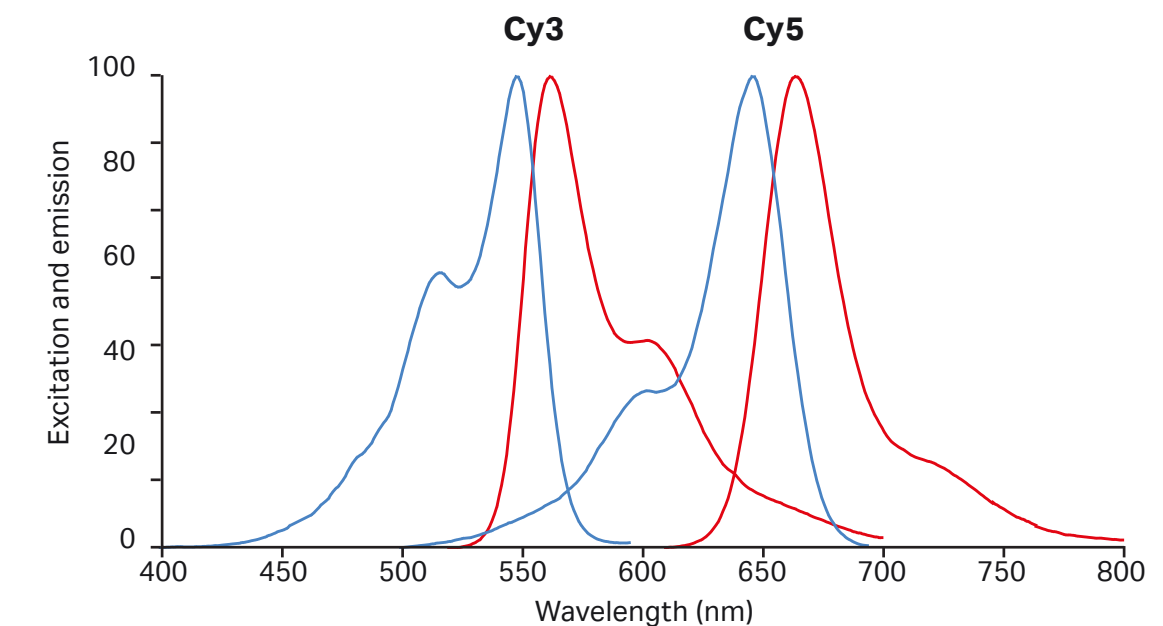
Amersham™ CyDye™ fluors are versatile fluorophores designed for a broad range of applications. CyDye fluors combine exceptional photostability with bright and intense signals, resulting in high sensitivity and a highly reproducible performance at a biologically suitable pH range of 3 to 10. The use of multicolor CyDye fluors enables multiplexing without crosstalk. In addition, the CyDye fluors readily dissolve in aqueous buffers, which eliminates the need of organic solvents. Finally, the high purity and thorough QC testing of Amersham CyDye fluors generate high levels of chromophore and reactive dye content.

Narrow excitation and emission bands result in discrete signals from each fluor, which together with minimal cross-talk contributes to high accuracy.

**CyDye emission profiles**

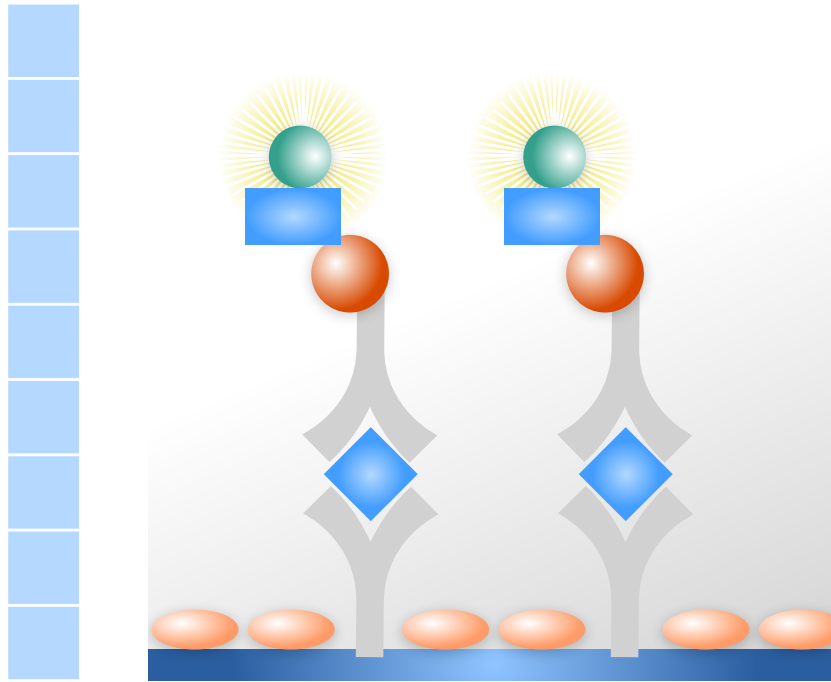


**Excitation and emission profiles of Cy3 and Cy5**



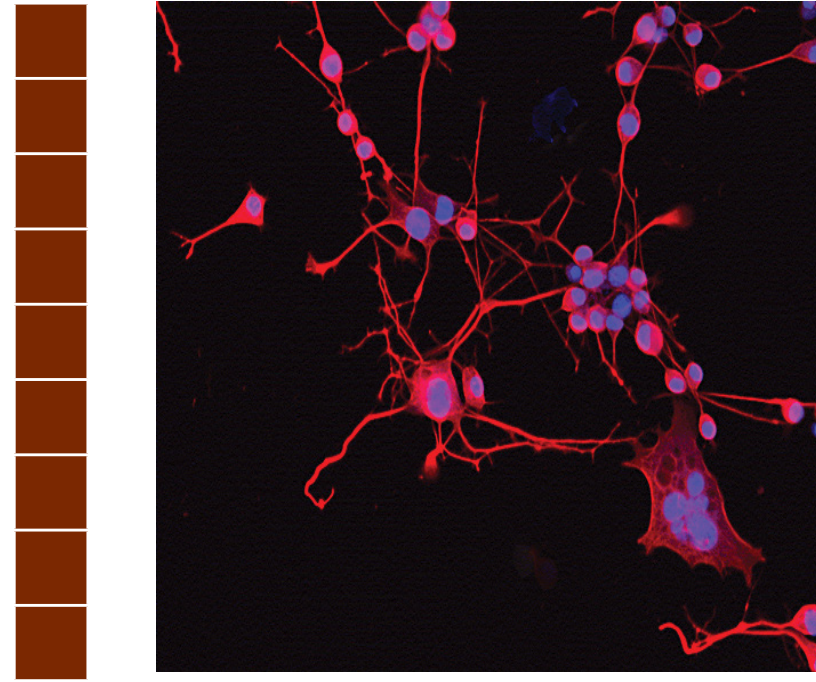
**Spectral properties of CyDye fluors**

|       | Color  | Excitation max | Emission max |
|-------|--------|----------------|--------------|
| Cy2   | Green  | 489            | 506          |
| Cy3   | Red    | 550            | 570          |
| Cy3.5 | Red    | 581            | 596          |
| Cy5   | Blue   | 649            | 670          |
| Cy5.5 | Blue   | 675            | 694          |
| Cy7   | Purple | 743            | 767          |



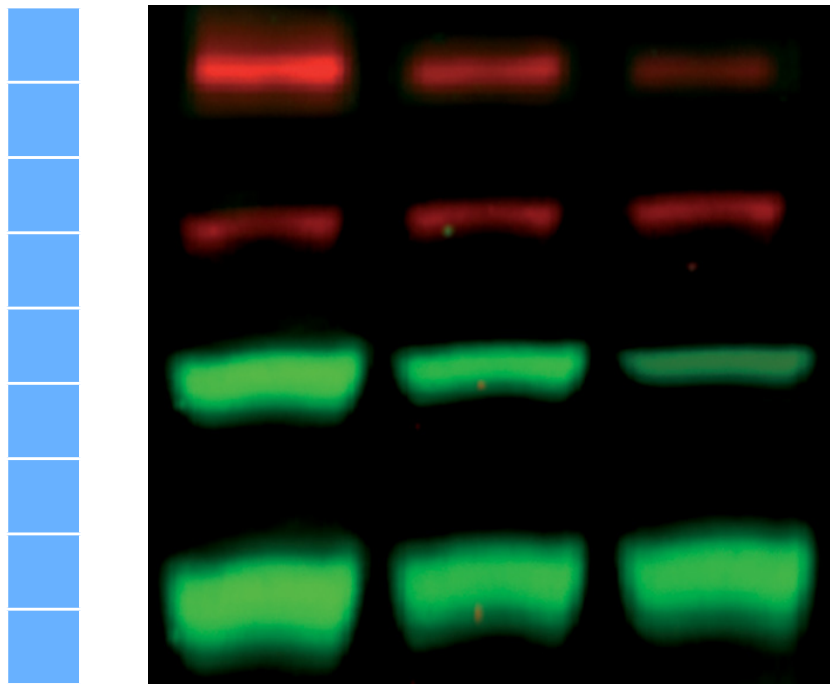
### Multi-purpose labeling

- Wide selection of CyDye fluors for protein labeling for use in e.g., ELISA & immunoprecipitation
- Labeling strategy based on protein characteristics
  - Antibodies
  - Glycoproteins and carbohydrates
  - Amine-rich proteins




### Cell imaging

- CyDye labeled secondary antibodies for use in the IN Cell Analyzer Systems
  - Development of fixed cell assays for novel targets
  - Medium to high-throughput fluorescence imaging
  - Ready-to-use labeled antibodies enable multiplexed assays
- Streptavidin-conjugated CyDye fluors for use in
  - Flow-cytometry
  - In situ* hybridization




### Fluorescent Western blotting

- Amersham ECL Plex™ for multiplexed, quantitative Western blotting
- Normalization to housekeeping protein in expression analysis
- Analysis of post-translational modifications and isoforms



### DNA, RNA, and oligo labeling

- For multicolor analysis in microarrays, aCGH, FISH, whole chromosome painting, karyotyping, and gene mapping
- A broad range of labeled nucleotides and reactive dyes available
- A range of CyDye labeled amidites are available for incorporation in oligosynthesis
- Provides options for direct labeling or post-labeling applications
- CyScribe™ labeling kits offer ease of use
- Custom pack sizes available upon request



### 2-D DIGE

- Size and charge matched CyDye DIGE fluors enabling multiplexed quantitative 2D electrophoresis
- Labeling strategy based on sample availability
- Saturation dyes
  - For scarce sample material
- Minimal dyes
  - When sample material is not limiting

# CyDye fluor for a wide range of applications

## Multi-purpose protein labeling

|  | Quantity | Code no. | Cy2 | Cy3 | Cy3.5 | Cy5 | Cy5.5 | Cy7 |
|--|----------|----------|-----|-----|-------|-----|-------|-----|
| <b>5-packs</b>   |          |          |     |     |       |     |       |     |
| <b>Mono-Reactive CyDye packs</b>   |          |          |     |     |       |     |       |     |
| <i>Targeted and specific labeling of amine residues on antibodies, peptides, or oligonucleotides</i>   |          |          |     |     |       |     |       |     |
| Cy3 mono   | 5 × 1 mg | PA23001  |     | •   |       |     |       |     |
| Cy3.5 mono   | 5 × 1 mg | PA23501  |     |     | •     |     |       |     |
| Cy5 mono   | 5 × 1 mg | PA25001  |     |     |       | •   |       |     |
| Cy5.5 mono   | 5 × 1 mg | PA25501  |     |     |       |     | •     |     |
| <b>Bis-Reactive CyDye packs</b>  |          |          |     |     |       |     |       |     |
| <i>Suitable for general labeling of amine residues</i>   |          |          |     |     |       |     |       |     |
| Cy2 bis  | 5 × 1 mg | PA22000  | •   |     |       |     |       |     |
| Cy3 bis  | 5 × 1 mg | PA23000  |     | •   |       |     |       |     |
| Cy3.5 bis  | 5 × 1 mg | PA23500  |     |     | •     |     |       |     |
| Cy5 bis  | 5 × 1 mg | PA25000  |     |     |       | •   |       |     |
| Cy5.5 bis  | 5 × 1 mg | PA25500  |     |     |       |     | •     |     |
| <b>Mono-Reactive Maleimide CyDye packs</b>   |          |          |     |     |       |     |       |     |
| <i>A more selective method of antibody labeling that reduces the possibility of the label interfering with subsequent antibody-antigen reactions</i> |          |          |     |     |       |     |       |     |
| Cy3 Maleimide mono-Reactive Dye Pack   | 5 × 1 mg | PA23031  |     | •   |       |     |       |     |
| Cy5 Maleimide mono-Reactive Dye Pack   | 5 × 1 mg | PA25031  |     |     |       | •   |       |     |



## Multi-purpose protein labeling (cont.)

|  | Quantity | Code no. | Cy2 | Cy3 | Cy3.5 | Cy5 | Cy5.5 | Cy7 |
|--|----------|----------|-----|-----|-------|-----|-------|-----|
| <b>Value packs</b>   |          |          |     |     |       |     |       |     |
| <b>Mono-Reactive NHS ester</b>   |          |          |     |     |       |     |       |     |
| <i>Targeted and specific labeling of amine residues on antibodies, peptides, or oligonucleotides</i> |          |          |     |     |       |     |       |     |
| Cy3 mono NHS ester   | 1 mg     | PA13101  |     | •   |       |     |       |     |
|  | 5 mg     | PA13105  |     | •   |       |     |       |     |
|  | 10 mg    | PA13104  |     | •   |       |     |       |     |
|  | 25 mg    | PA13106  |     | •   |       |     |       |     |
|  | 50 mg    | PA13102  |     | •   |       |     |       |     |
| Cy3.5 mono NHS ester   | 1 mg     | PA13601  |     |     | •     |     |       |     |
|  | 5 mg     | PA13605  |     |     | •     |     |       |     |
|  | 25 mg    | PA13606  |     |     | •     |     |       |     |
|  | 50 mg    | PA13602  |     |     | •     |     |       |     |
| Cy5 mono NHS ester   | 1 mg     | PA15101  |     |     |       | •   |       |     |
|  | 5 mg     | PA15100  |     |     |       | •   |       |     |
|  | 10 mg    | PA15104  |     |     |       | •   |       |     |
|  | 25 mg    | PA15106  |     |     |       | •   |       |     |
|  | 50 mg    | PA15102  |     |     |       | •   |       |     |
| Cy5.5 mono NHS ester   | 1 mg     | PA15601  |     |     |       |     | •     |     |
|  | 5 mg     | PA15605  |     |     |       |     | •     |     |
|  | 10 mg    | PA15604  |     |     |       |     | •     |     |
|  | 25 mg    | PA15606  |     |     |       |     | •     |     |
|  | 50 mg    | PA15602  |     |     |       |     | •     |     |
| Cy7 mono NHS ester   | 1 mg     | PA17101  |     |     |       |     |       | •   |
|  | 5 mg     | PA17105  |     |     |       |     |       | •   |
|  | 10 mg    | PA17104  |     |     |       |     |       | •   |
|  | 50 mg    | PA17102  |     |     |       |     |       | •   |
| <b>Bis-Reactive NHS ester</b>  |          |          |     |     |       |     |       |     |
| <i>Suitable for general labeling of amine residues</i>   |          |          |     |     |       |     |       |     |
| Cy2 Bis NHS ester  | 5 mg     | PA12000  | •   |     |       |     |       |     |
|  | 10 mg    | PA12004  | •   |     |       |     |       |     |
|  | 50 mg    | PA12002  | •   |     |       |     |       |     |
| Cy3 Bis NHS ester  | 5 mg     | PA13000  |     | •   |       |     |       |     |
|  | 10 mg    | PA13004  |     | •   |       |     |       |     |
|  | 50 mg    | PA13002  |     | •   |       |     |       |     |
| Cy5 Bis NHS ester  | 5 mg     | PA15000  |     |     |       | •   |       |     |
|  | 10 mg    | PA15004  |     |     |       | •   |       |     |
|  | 50 mg    | PA15002  |     |     |       | •   |       |     |
| Cy5.5 Bis NHS ester  | 5 mg     | PA15500  |     |     |       |     | •     |     |
|  | 10 mg    | PA15504  |     |     |       |     | •     |     |
|  | 50 mg    | PA15502  |     |     |       |     | •     |     |
| Cy7 Bis NHS ester  | 5 mg     | PA17000  |     |     |       |     |       | •   |
|  | 10 mg    | PA17004  |     |     |       |     |       | •   |
|  | 50 mg    | PA17002  |     |     |       |     |       | •   |

## Multi-purpose protein labeling (cont.)

|  | Quantity   | Code no. | Cy2 | Cy3 | Cy3.5 | Cy5 | Cy5.5 | Cy7 |
|--|------------|----------|-----|-----|-------|-----|-------|-----|
| <b>Mono-Reactive Maleimide</b>   |            |          |     |     |       |     |       |     |
| <i>A more selective method of antibody labeling that reduces the possibility of the label interfering with subsequent antibody-antigen reactions</i> |            |          |     |     |       |     |       |     |
| Cy3 mono maleimide   | 1 mg       | PA13131  |     | •   |       |     |       |     |
|  | 5 mg       | PA13130  |     | •   |       |     |       |     |
|  | 25 mg      | PA13136  |     | •   |       |     |       |     |
| Cy3.5 mono maleimide   | 1 mg       | PA13631  |     |     | •     |     |       |     |
|  | 5 mg       | PA13630  |     |     | •     |     |       |     |
| Cy5 mono maleimide   | 1 mg       | PA15131  |     |     |       | •   |       |     |
|  | 5 mg       | PA15130  |     |     |       | •   |       |     |
|  | 25 mg      | PA15136  |     |     |       | •   |       |     |
| Cy5.5 mono maleimide   | 1 mg       | PA15631  |     |     |       |     | •     |     |
|  | 5 mg       | PA15630  |     |     |       |     | •     |     |
|  | 25 mg      | PA15636  |     |     |       |     | •     |     |
| <b>Mono-Reactive Hydrazide</b>   |            |          |     |     |       |     |       |     |
| <i>For the labeling of free carbonyl groups of glycoproteins and carbohydrates</i>   |            |          |     |     |       |     |       |     |
| Cy3 mono hydrazide   | 1 mg       | PA13121  |     | •   |       |     |       |     |
|  | 5 mg       | PA13120  |     | •   |       |     |       |     |
| Cy3.5 mono hydrazide   | 1 mg       | PA13621  |     |     | •     |     |       |     |
|  | 5 mg       | PA13620  |     |     | •     |     |       |     |
|  | 25 mg      | PA13626  |     |     | •     |     |       |     |
| Cy5 mono hydrazide   | 1 mg       | PA15121  |     |     |       | •   |       |     |
|  | 5 mg       | PA15120  |     |     |       | •   |       |     |
|  | 25 mg      | PA15126  |     |     |       | •   |       |     |
| Cy5.5 mono hydrazide   | 1 mg       | PA15621  |     |     |       |     | •     |     |
|  | 5 mg       | PA15620  |     |     |       |     | •     |     |
| <b>Select-a-dye</b>  |            |          |     |     |       |     |       |     |
| <i>Enables a variety of labeling strategies using NHS ester, maleimide, or hydrazide to be investigated</i>  |            |          |     |     |       |     |       |     |
| Cy3 Select-a-dye pack  | 3 × 0.5 mg | PA13123  |     | •   |       |     |       |     |
| Cy5 Select-a-dye pack  | 3 × 0.5 mg | PA15123  |     |     |       | •   |       |     |
| <b>Antibody labeling kits</b>  |            |          |     |     |       |     |       |     |
| <i>A convenient way to tag antibodies with CyDye fluorescent dyes. Antibody kits contain all reagents required for 2 × 1 mg reactions</i>            |            |          |     |     |       |     |       |     |
| Cy2 Ab labeling kit  |            | PA32000  | •   |     |       |     |       |     |
| Cy3 Ab labeling kit  |            | PA33000  |     | •   |       |     |       |     |
| Cy5 Ab labeling kit  |            | PA35000  |     |     |       | •   |       |     |
| <b>Monoclonal antibody labeling kits</b>   |            |          |     |     |       |     |       |     |
| <i>Monoclonal antibody kits contain all reagents required for 2 × 0.1 mg reactions</i>   |            |          |     |     |       |     |       |     |
| Cy2 mAb labeling kit   |            | PA32001  | •   |     |       |     |       |     |
| Cy3 mAb labeling kit   |            | PA33001  |     | •   |       |     |       |     |
| Cy5 mAb labeling kit   |            | PA35001  |     |     |       | •   |       |     |



## Fluorescent Western Blotting

| Product  | Code no.   | Quantity | Cy2 | Cy3 | Cy5 |
|--|------------|----------|-----|-----|-----|
| ECL Plex goat-@-mouse IgG-Cy5,<br>sufficient for 1000 cm <sup>2</sup> membrane area  | PA45009    | 150 µg   |     |     | •   |
| ECL Plex goat-@-mouse IgG-Cy5,<br>sufficient for 4000 cm <sup>2</sup> membrane area  | PA45010    | 600 µg   |     |     | •   |
| ECL Plex goat-@-rabbit IgG-Cy5,<br>sufficient for 1000 cm <sup>2</sup> membrane area | PA45011    | 150 µg   |     |     | •   |
| ECL Plex goat-@-rabbit IgG-Cy5,<br>sufficient for 4000 cm <sup>2</sup> membrane area | PA45012    | 600 µg   |     |     | •   |
| ECL Plex goat-@-mouse IgG-Cy3,<br>sufficient for 1000 cm <sup>2</sup> membrane area  | PA43009    | 150 µg   |     | •   |     |
| ECL Plex goat-@-mouse IgG-Cy3,<br>sufficient for 4000 cm <sup>2</sup> membrane area  | PA43010    | 600 µg   |     | •   |     |
| ECL Plex goat-@-rabbit IgG-Cy3,<br>sufficient for 1000 cm <sup>2</sup> membrane area | 28-9011-06 | 150 µg   |     | •   |     |
| ECL Plex goat-@-rabbit IgG-Cy3,<br>sufficient for 4000 cm <sup>2</sup> membrane area | 28-9011-07 | 600 µg   |     | •   |     |
| ECL Plex goat-@-mouse IgG-Cy2,<br>sufficient for 1000 cm <sup>2</sup> membrane area  | 28-9011-08 | 150 µg   | •   |     |     |
| ECL Plex goat-@-mouse IgG-Cy2,<br>sufficient for 4000 cm <sup>2</sup> membrane area  | 28-9011-09 | 600 µg   | •   |     |     |
| ECL Plex goat-@-rabbit IgG-Cy2,<br>sufficient for 1000 cm <sup>2</sup> membrane area | 28-9011-10 | 150 µg   | •   |     |     |
| ECL Plex goat-@-rabbit IgG-Cy2,<br>sufficient for 4000 cm <sup>2</sup> membrane area | 28-9011-11 | 600 µg   | •   |     |     |



## 2-D DIGE

| Product   | Code no.   | Quantity | Minimal dye | Scarce sample |
|---|------------|----------|-------------|---------------|
| CyDye DIGE Fluor, Cy2 minimal dye                               | 25-8010-82 | 5 nmol   | •           |               |
| CyDye DIGE Fluor, Cy3 minimal dye                               | 25-8010-83 | 5 nmol   | •           |               |
| CyDye DIGE Fluor, Cy5 minimal dye                               | 25-8010-85 | 5 nmol   | •           |               |
| CyDye DIGE Fluor, Cy2 minimal dye                               | 25-8008-60 | 10 nmol  | •           |               |
| CyDye DIGE Fluor, Cy3 minimal dye                               | 25-8008-61 | 10 nmol  | •           |               |
| CyDye DIGE Fluor, Cy5 minimal dye                               | 25-8008-62 | 10 nmol  | •           |               |
| CyDye DIGE Fluor, Cy2 minimal dye                               | RPK0272    | 25 nmol  | •           |               |
| CyDye DIGE Fluor, Cy3 minimal dye                               | RPK0273    | 25 nmol  | •           |               |
| CyDye DIGE Fluor, Cy5 minimal dye                               | RPK0275    | 25 nmol  | •           |               |
| Minimal dye labeling kit  | 28-9345-30 | 2 nmol   | •           |               |
| CyDye DIGE Fluor, minimal labeling kit                          | 25-8010-65 | 5 nmol   | •           |               |
| DIGE labeling kit for scarce samples                            | 25-8009-83 | 1 kit    |             | •             |
| Scarce samples and preparative gel labeling                     | 25-8009-84 | 1 kit    |             | •             |
| Preparative gel labeling for scarce samples, Cy3 saturation dye | 28-9366-83 | 400 nmol |             | •             |

## Cell imaging

|  | Code no. | Cy2 | Cy3 | Cy3.5 | Cy5 | Cy5.5 | Cy7 |
|--|----------|-----|-----|-------|-----|-------|-----|
| <b>CyDye labeled secondary antibodies</b>  |          |     |     |       |     |       |     |
| <i>High content cell-based assays are powerful tools in drug discovery and cellular screening.</i>                         |          |     |     |       |     |       |     |
| <i>Fluorescently labeled second antibodies allow researchers to develop their own fixed-cell assays for novel targets.</i> |          |     |     |       |     |       |     |
| Cy2 labeled goat anti-mouse IgG, 1 mg  | PA42002  | •   |     |       |     |       |     |
| Cy2 labeled goat anti-rabbit IgG, 1 mg   | PA42004  | •   |     |       |     |       |     |
| Cy3 labeled goat anti-mouse IgG, 1 mg  | PA43002  |     | •   |       |     |       |     |
| Cy3 labeled goat anti-rabbit IgG, 1 mg   | PA43004  |     | •   |       |     |       |     |
| Cy5 labeled goat anti-mouse IgG, 1 mg  | PA45002  |     |     |       | •   |       |     |
| Cy5 labeled goat anti-rabbit IgG, 1 mg   | PA45004  |     |     |       | •   |       |     |





## Cell imaging (cont.)

|   | Code no. | Cy2 | Cy3 | Cy3.5 | Cy5 | Cy5.5 | Cy7 |
|---|----------|-----|-----|-------|-----|-------|-----|
| <b>Streptavidin-Fluor conjugate</b>   |          |     |     |       |     |       |     |
| <i>Streptavidin conjugated to a range of fluorescent dyes for use in in situ hybridization and flow cytometry</i> |          |     |     |       |     |       |     |
| Cy2-Streptavidin  | PA42001  | •   |     |       |     |       |     |
| Cy3-Streptavidin  | PA43001  |     | •   |       |     |       |     |
| Cy5-Streptavidin  | PA45001  |     |     |       | •   |       |     |

## DNA and RNA labeling

| Feature   | CyScribe First-Strand cDNA Labeling Kit | CyScribe Post-Labeling Kit | CyScribe aCGH Labeling kit      |
|---|---|----------------------------|---------------------------------|
| Signal brightness                                       | ++                                      | +++                        | +++                             |
| Even incorporation of Cy3 and Cy5                       | ++                                      | +++                        | +++                             |
| Starting material                                       | mRNA or total RNA                       | mRNA or total RNA          | DNA from cells or amplified DNA |
| Quantity of starting material                           | 5 to 25 µg of total RNA                 | 5 to 25 µg of total RNA    | 1 ug of DNA                     |
| Quantity of starting material using mRNA                | 50 ng to 1 µg                           | 100 to 500 ng              | N/A                             |
| Possible to prepare a batch of unlabeled cDNA and store | No                                      | Yes                        | No                              |
| Simplicity of protocol                                  | +++                                     | +                          | ++++                            |
| Time from DNA / RNA to labeled target                   | 3 h                                     | 5.5 h                      | 3 h                             |
| Suitable for less experienced users                     | Yes                                     | Less so                    | Yes                             |

+ Suitable

++ Good

+++ Very Good

++++ Excellent

|  | Quantity     | Code no. | Product information   |
|--|--------------|----------|---|
| <b>CyScribe labeling kits</b>  |              |          |   |
| <i>For the generation of Cy3- and Cy5-labeled cDNA for microarray hybridization analysis</i> |              |          |   |
| CyScribe First-Strand cDNA Labeling Kit  | 25 reactions | RPN6200  | Provides reagents for preparation of Cy3 and Cy5 cDNA probes in first-strand cDNA synthesis reactions. Can be used with either Cy3 or Cy5 labeled dCTP and dUTP |
| CyScribe First-Strand cDNA Labeling System — dUTP  | 50 reactions | RPN6201  | Contains ×2 RPN6200, 25 nmol Cy3-dUTP and 25nmol Cy5-dUTP   |
| CyScribe First-Strand cDNA Labeling System — dCTP  | 50 reactions | RPN6202  | Contains ×2 RPN6200, 25 nmol Cy3-dCTP and 25nmol Cy5-dCTP   |
| CyScribe First-Strand cDNA Labeling System — dUTP with CyScribe GFX™ Purification Kit        | 50 reactions | RPN6201X | Contains ×2 RPN6200, 25 nmol Cy3-dUTP, 25nmol Cy5-dUTP and 50 Cyscribe GFX purification reagents  |
| CyScribe First-Strand cDNA Labeling System — dCTP with CyScribe GFX Purification Kit         | 50 reactions | RPN6202X | Contains ×2 RPN6200, 25 nmol Cy3-dCTP, 25nmol Cy5-dCTP and 50 Cyscribe GFX purification reagents  |
| CyScribe Post-Labeling Kit   | 24 reactions | RPN5660  | Provides reagents for preparation of post-labeled Cy3 and Cy5 cDNA probes   |
| CyScribe Array CGH Genomic DNA Labeling Kit  | 30 reactions | 28909726 | For <i>in vitro</i> labeling of genomic DNA using Cy3 and Cy5 dCTP  |
| CyScribe Array CGH Genomic DNA Labeling System   | 30 reactions | 28919956 | Contains ×1 28909726, plus ×1 illustra GFX PCR DNA and Gel Band Purification Kit (28-9034-70)   |

## DNA and RNA labeling (cont.)

|  | Quantity  | Code no.   | Product information  |
|--|---|------------|--|
| <b>CyDye Fluorescent Nucleotides</b>   |   |            |  |
| <i>CyDye labeled nucleotides are available in a range of bright, intense colors with narrow emission bands</i> |   |            |  |
| Cy3-dCTP   | 25 nmol   | PA53021    | Supplied as a 1 mM solution, in 10 mM phosphate buffer, pH7.0  |
| Cy3-dCTP   | 25 nmol   | PA53031    | Supplied as a 1 mM solution, in 10 mM phosphate buffer, pH 7.0 |
| Cy5-dCTP   | 25 nmol   | PA55021    | Supplied as a 1 mM solution, in 10 mM phosphate buffer, pH 7.0 |
| Cy5-dCTP   | 250 nmol  | PA55031    | Supplied as a 1 mM solution, in 10 mM phosphate buffer, pH 7.0 |
| Cy3-dUTP   | 25 nmol   | PA53022    | Supplied as a 1 mM solution, in 10 mM phosphate buffer, pH 7.0 |
| Cy3-dUTP   | 250 nmol  | PA53032    | Supplied as a 1 mM solution, in 10 mM phosphate buffer, pH 7.0 |
| Cy5-dUTP   | 25 nmol   | PA55022    | Supplied as a 1 mM solution, in 10 mM phosphate buffer, pH 7.0 |
| Cy5-dUTP   | 250 nmol  | PA55032    | Supplied as a 1 mM solution, in 10 mM phosphate buffer, pH 7.0 |
| Cy3.5-dCTP   | 25 nmol   | PA53521    | Supplied as a 1 mM solution, in 10 mM phosphate buffer, pH 7.0 |
| Cy5.5-dCTP   | 250 nmol  | PA55521    | Supplied as a 1 mM solution, in 10 mM phosphate buffer, pH 7.0 |
| Cy3-CTP  | 100 nmol  | 25-8010-86 | Supplied as a 5 mM solution                                    |
| Cy5-CTP  | 100 nmol  | 25-8010-87 | Supplied as a 5 mM solution                                    |
| Cy3-UTP  | 100 nmol  | PA53026    | Supplied as a 5 mM solution                                    |
| Cy5-UTP  | 100 nmol  | PA55026    | Supplied as a 5 mM solution                                    |
| Value Pack dCTP  | 5 × 25 nmol Cy3 dCTP +<br>5 × 25 nmol Cy5 dCTP    | PA55321    | Bulk pack of labeled Cy3 and Cy5 labeled dCTP                  |
| Value Pack dUTP  | 5 × 25 nmol Cy3 dUTP +<br>5 × 25 nmol Cy5 dUTP    | PA55322    | Bulk pack of labeled Cy3 and Cy5 labeled dUTP                  |
| CyDye Post-Labeling Reactive Dye Pack  | 12 × 40 000 pmol Cy3 +<br>12 × 40 000 pmol Cy5    | RPN5661    | Cy3 and Cy5 reactive NHS esters                                |
| Cy3 Post-Labeling Reactive Dye Pack  | 12 × 40 000 pmol Cy3                              | 25-8010-79 | Cy3 NHS esters   |
| Cy5 Post-Labeling Reactive Dye Pack  | 12 × 40 000 pmol Cy5                              | 25-8010-80 | Cy5 NHS esters   |
| <b>HyPer5™ Microarray Dye</b>  |   |            |  |
| HyPer5 dCTP  | 25 nmol   | 28-9231-83 | Supplied as a 1 mM solution, in 10 mM phosphate buffer, pH7.0  |
| HyPer5 dCTP  | 250 nmol  | 28-9231-84 | Supplied as a 1 mM solution, in 10 mM phosphate buffer, pH7.0  |
| Multipack containing 5 × 25 nmol Cy3 dCTP + 5 × 25 nmol HyPer5 dCTP  | 5 × 25 nmol Cy3 dCTP +<br>5 × 25 nmol HyPer5 dCTP | 28-9231-85 | Cy3 and HyPer5 labeling dCTP                                   |
| Cy3 and HyPer5 Post-Labeling Reactive Dye Pack   | 12 × 40 000 pmol Cy3 +                            | 28-9224-19 | Cy3 and HyPer5 reactive NHS Esters                             |
| <b>Cy™ Amidites</b>  |   |            |  |
| <i>For CyDye incorporation at any position in an oligonucleotide during synthesis</i>                          |   |            |  |
| Cy3 Amidite  | 100 mg  | 28-9172-98 |  |
| Cy3 Amidite  | 1 g   | 28-9172-99 |  |
| Cy5 Amidite  | 100 mg  | 28-9042-49 |  |
| Cy5 Amidite  | 1 g   | 28-9021-58 |  |
| Cy5.5 Amidite  | 100 mg  | 28-9042-50 |  |
| Cy5.5 Amidite  | 1 g   | 28-9021-60 |  |

Custom pack sizes are available for all CyDye products. Please enquire with your local Cytiva Sales representative for additional information.

## Systems for fluorescence imaging

|                               | Cy2 | Cy3 | Cy5 | Comments  |
|-------------------------------|-----|-----|-----|---|
| <b>Single Fluorescence</b>    |     |     |     |   |
| ImageQuant™ LAS 4000 mini     | •   |     |     |   |
| ImageQuant LAS 4000           | •   | •   | •   |   |
| ImageQuant LAS 4010           | •   | •   | •   |   |
| ImageQuant LAS 7000           | •   | •   | •   |   |
| Typhoon™ FLA 9500             | •   | •   | •   |   |
| <b>Multiplex Fluorescence</b> |     |     |     |   |
| ImageQuant LAS 4010           | (*) | •   | •   | Multiplex can be run as duplex either with Cy2/Cy5 or Cy3/Cy5 |
| Typhoon FLA 9500              | •   | •   | •   |   |
| <b>DIGE</b>                   |     |     |     |   |
| Typhoon FLA 9500              | •   | •   | •   |   |

For more information or to place your order, please visit [www.cytiva.com](http://www.cytiva.com) or contact your local Cytiva distributor.



## [cytiva.com/protein-purification](https://www.cytiva.com/protein-purification)

Cytiva and the Drop logo are trademarks of Global Life Sciences IP Holdco LLC or an affiliate. Amersham, Cy, CyDye, CyScribe, ECL Plex, GFX, HyPer5, ImageQuant, and Typhoon are trademarks of Global Life Sciences Solutions USA LLC or an affiliate doing business as Cytiva.

For 2-D Fluorescence Difference Gel Electrophoresis (2-D DIGE) technology is covered by US patent number 7,566,544 and equivalent patents in other countries and exclusively licensed from Carnegie Mellon University. The purchase of CyDye™ DIGE Fluors includes a limited license to use the CyDye DIGE Fluors for internal research and development, but not for any commercial purposes. A license to use the CyDye DIGE Fluors for commercial purposes is subject to a separate license agreement with Cytiva.

© 2020 Cytiva

All goods and services are sold subject to the terms and conditions of sale of the supplying company operating within the Cytiva business. A copy of those terms and conditions is available on request. Contact your local Cytiva representative for the most current information.

For local office contact information, visit [cytiva.com/contact](https://www.cytiva.com/contact)

CY14094-25Aug20-SG

