

Datasheet

Panserin H4000

Protein-free Complete Medium for Hybridoma / Myeloma Cells

Product	Description	Catalogue-No.	Size
Panserin H4000	Protein-free complete medium without animal or human components for Hybridoma / Myeloma cells	P04-714000M	100 ml
		P04-714000	500 ml
		P04-714001	1000 ml

Product description

Panserin H4000 is a protein-free ready-to-use medium for an optimized growth of myeloma and hybridoma cell lines in suspension culture for the production of monoclonal antibodies. Panserin H4000 is suitable for spinner cultures, roller bottles and tissue culture bioreactors.

Storage conditions

Storage: 2-8°C
 Stability: 1 year from date production
 Size: 100 ml, 500 ml, 1000 ml, other sizes on request

Composition

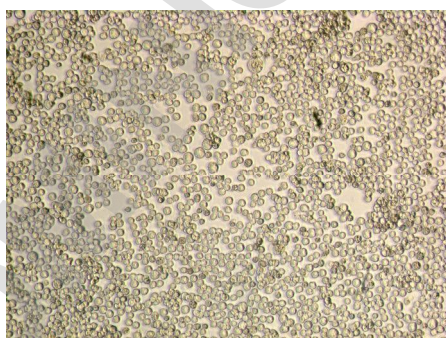
Panserin H4000 consists of a balanced mixture of salts, amino acids, vitamins, trace elements, hormones and is enriched with selected plant hydrolysates for an optimized growth of myeloma and hybridoma cell lines. As Panserin H4000 is free of animal or human components it is predestined for the use in sensitive production areas (e.g. production of diagnostic or therapeutic tools) where safety requirements prohibit the use of human or animal components.

Suitability

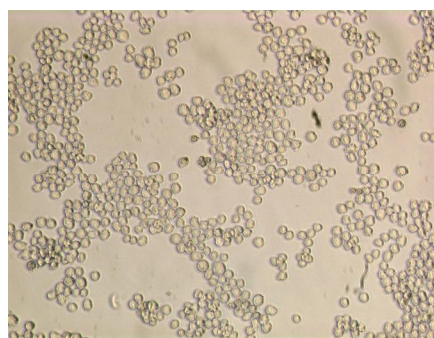
Cultivation of myeloma and hybridoma cell lines for the production of monoclonal antibodies.
FOR RESEARCH USE ONLY!
 Not approved for human or animal diagnostic or therapeutic procedures.

Special advantages

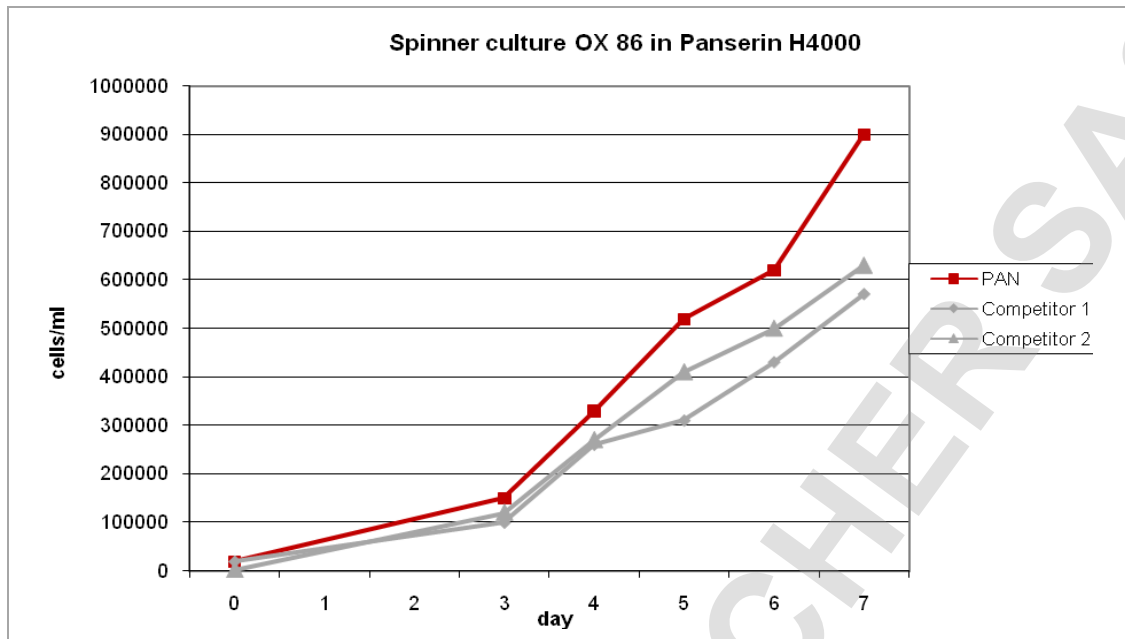
The formulation of the protein-free Panserin H4000 with a low concentration of plant hydrolysates enables a high cell yield in combination with excellent production rates of monoclonal antibodies. The ready to use protein-free medium allows easy handling and therefore reduces contamination risks and ensures a simple and economic purification of the final products in downstream processes.



SP2/0-Ag-14 in Panserin H4000



OX-86 in Panserin H4000



Instructions for use

Adaption to a protein-free culture

Most hybridoma cell lines can be directly transferred from a serum containing culture into the protein-free suspension culture. The seeding density should be at least $1-3 \times 10^5$ cells. For cholesterol-dependent cells (e.g. X63AG8.653) use Panserin H8000 (Cat. No. P04-718000).

Direct adaptation to Panserin H4000

- Use cells from a serum-containing culture (e.g. RPMI 1640 with 10% FBS) in the log-phase (80% of maximum cell density).
- Determine cell count and viability by trypan blue staining.
- Seed approx. $1-3 \times 10^5$ cells/ml in prewarmed Panserin H4000.
- Incubate the cells in an incubator at 37°C and 5% CO₂.
- Once the cells have reached approx. 80% of the maximum density transfer the cells into fresh Panserin H4000. Initially maintain high seeding densities until the cells have adapted to the protein-free culture.
- When the growth rate is comparable to the serum containing culture the cells should be transferred into fresh Panserin H4000 every 3-4 days.
- If the growth rate is not sufficient or the maximum cell densities are not reached perform the described indirect adaption as described below.

Indirect adaptation to Panserin H4000

- Use cells from a serum-containing culture (e.g. RPMI 1640 with 10% FCS) in the log-phase (80% of maximum cell density).
- Determine cell count and viability by trypan blue staining.
- Seed approx. $1-3 \times 10^5$ cells/ml in prewarmed Panserin H4000 with 5% FBS.
- Incubate the cells in an incubator at 37°C and 5% CO₂.
- Once the cells have reached approx. 80% of the maximum density transfer the cells into fresh Panserin H4000 with 2% FBS.
- During the next splitting step use Panserin H4000 with 1% FBS and finally use Panserin H4000 with 0.1% FBS (same steps as mentioned above).

When the growth rate is comparable to the serum-containing culture the cells should be transferred into fresh Panserin H4000 without any additional FBS every 3-4 days.

Technical Support

For technical support, questions or remarks please contact your local PAN-Biotech partner or the technical department of PAN-Biotech via email (info@pan-biotech.com) or phone +49-8543-601630.