

General Lab Products



It's Your Turn

Eppendorf Centrifuge 5702, 5702 R, and 5702 RH



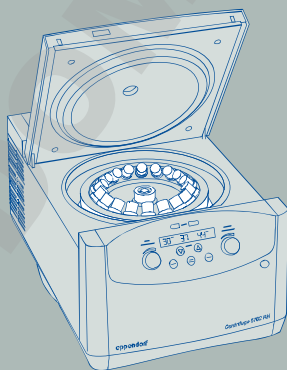
The Eppendorf approach to product development is – and has always been – about giving you more. More quality, more innovation. All of our centrifuges personalize this philosophy. They all go beyond speed and capacity to offer you unparalleled ergonomic operation, superior temperature control, and outstanding product quality.

»Eppendorf Centrifuges – The Benchmark in Ergonomic Operation.«

The Centrifuge 5702 family was specifically developed for low to medium throughput applications with low speed requirements.

Ergonomics

- > Very compact footprint to fit on every lab bench
- > Very quiet operation to benefit your environment
- > Low access height for simple loading and unloading of samples



Temperature management

- > Optimized air flow minimizes sample warming during run (5702)
- > FastTemp function for fast precooling (5702 R/RH)
- > ECO shut-off engages after 8 hours of nonuse to reduce energy consumption and extend compressor life (5702 R/RH)



Quality and safety

- > Stainless steel rotor chamber is rust-free and easy to clean
- > Imbalance detection for maximum safety
- > Key lock to prevent accidental parameter changes
- > Aerosol-tight caps for safe centrifugation of hazardous samples optionally available



Product Benefits



Ergonomic lid operation

- > Soft-touch lid closure and low opening height for stress-free lid locking

Optimized cooling performance

- > Dynamic compressor control with ECO shut-off function (refrigerated models only)

Quiet operation

- > All models are designed to operate at low noise levels for a relaxing work environment

Low access height

- > Easy loading/unloading of samples

The right model for your application:

- > Centrifuge 5702 for standard applications
- > Refrigerated Centrifuge 5702 R for heat sensitive samples
- > Heated and refrigerated Centrifuge 5702 RH allows centrifugation under biological conditions to improve cell viability for more accurate results in downstream applications (e.g. cell cultivation)

Product features




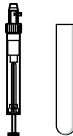
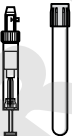
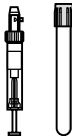

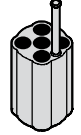



- > Max. speed: 3,000 × *g* (4,400 rpm)
- > Very compact footprint to fit on every lab bench
- > Very quiet operation to benefit your environment
- > Low access height for simple loading and unloading of samples
- > SOFT brake function for slow acceleration and braking. Optimized for cell separation by gradient centrifugation
- > »At set RPM« function starts the timer when the selected rotational speed is reached for reproducible centrifugation runs
- > Key lock to prevent unintentional adjustments
- > Electronic imbalance detection for maximum safety

Special features for Centrifuge 5702 R and Centrifuge 5702 RH

- > Temperature settings from –9 °C to 40 °C (5702 R) / 42 °C (5702 RH)
- > FastTemp function for fast precooling
- > Continuous cooling maintains a constant temperature after the run has been completed – your samples stay cool
- > ECO shut-off engages after 8 hours of nonuse to reduce energy consumption and extend compressor life
- > Two program keys to store routine procedures
- > Active heating guarantees high temperature accuracy during the entire centrifugation cycle (only 5702 RH)

Swing-Bucket Rotor A-4-38











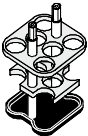

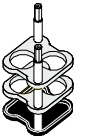
Rotor A-4-38 with round buckets


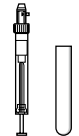


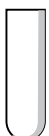

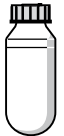

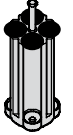
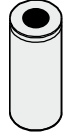
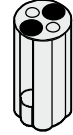

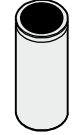
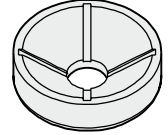
					
Volume (mL)	1.5–2.0	1.1–1.4	2–7	2.6–7	4–10
Max. tube diameter	11 mm	8.5 mm	12.5 mm	13.5 mm	16 mm
Max. vessel height	43 mm	100 mm	100 mm	100 mm	100 mm
Max. vessel height for use with cap¹⁾	43 mm	100 mm	100 mm	100 mm	100 mm
Adapter					
Number of vessels per adapter/rotor	4/16	5/20	5/20	4/16	4/16
Bottom shape	round	flat	flat	flat	flat
Centrifugation radius	134 mm	132 mm	132 mm	132 mm	132 mm
Max. RCF	2,900 × g	2,850 × g	2,850 × g	2,850 × g	2,850 × g
Order no. (set of 2)	5702 745.006	5702 736.007	5702 737.003	5702 719.005	5702 735.000

¹⁾ Exceeding the maximum tube length may reduce the loading capacity of the rotor. Please perform a manual swing-out test before starting the centrifuge run to make sure the tubes do not hit the rotor yoke.

²⁾ Nominal tube volume as published by tube manufacturers

Rotor A-4-38 with rectangular buckets

						
Volume (mL)	2–7	5–7	9	15	20	25
Max. tube diameter	12 mm	13 mm	14.5 mm	17.5 mm	22 mm	25 mm
Adapter						
Number of vessels per adapter/rotor	9/36	10/40	8/32	6/24	4/16	2/8
Bottom shape	round	flat	flat	flat	flat	flat
Centrifugation radius	119 mm	127 mm	127 mm	127 mm	127 mm	127 mm
Max. RCF	2,577 × g	2,750 × g	2,750 × g	2,750 × g	2,750 × g	2,750 × g
Order no. (set of 2)	5702 763.004	5702 710.008	5702 711.004	5702 712.000	5702 713.007	5702 716.006

						
Eppendorf Tubes® 5.0 mL	9–15	15 mL conical	15 mL conical	25	50 mL conical	85–100 ²⁾
–	17.5 mm	17.2 mm	17.2 mm	25 mm	30 mm	38 mm
60 mm	100 mm	121 mm	121 mm	100 mm	115 mm	106 mm
60 mm	100 mm	120 mm	–	100 mm	115 mm	106 mm
						
1/4	4/16	1/4	2/8	1/4	1/4	1/4
flat	round	conical	conical	round	conical	round
136 mm	130 mm	137 mm	137 mm	135 mm	135 mm	135 mm
2,943 × <i>g</i>	2,800 × <i>g</i>	3,000 × <i>g</i>	3,000 × <i>g</i>	2,900 × <i>g</i>	2,900 × <i>g</i>	2,900 × <i>g</i>
5702 733.008	5702 724.009	5702 732.001	5702 723.002	5702 717.002	5702 734.004	5702 718.009

Rotor A-4-38 with round buckets

- > Maximum speed: 3,000 × *g* (4,400 rpm)
- > Standard rotor for centrifugation of blood collection tubes or 15/50 mL conical tubes
- > Round buckets for vessels with 1.5–100 mL
- > Aerosol-tight caps for safe centrifugation of hazardous samples optionally available

Ordering information

Description	Order no.
Rotor A-4-38	
incl. 4 round buckets 100 mL	5702 720.003
Round bucket 100 mL , for Rotor A-4-38, set of 4	5702 722.006
Aerosol-tight caps for 100 mL round buckets , set of 2	5702 721.000

Rotor A-4-38 with rectangular buckets

- > Maximum speed: 2,750 × *g* (4,400 rpm)
- > Rectangular buckets for vessels with 5–25 mL

Ordering information

Description	Order no.
Rotor A-4-38 , without buckets	5702 740.004
Rectangular bucket 90 mL , for Rotor A-4-38, set of 4	5702 709.000

**Rotor A-8-17** (5702 700.002)

- > Maximum speed: 2,800 × *g* (4,400 rpm)
- > Low capacity rotor for centrifugation of 15 mL conical tubes or 15 mL glass tubes
- > Adapters for 15 mL conical tubes (5702 702.005, set of 8) and rubber mat inserts (5702 701.009, set of 8) for glass tubes optionally available

**Rotor F-45-24-11** (5702 746.002)

- > Maximum speed: 1,770 × *g* (4,400 rpm)
- > Fixed-angle rotor for 24 × 1.5/2.0 mL tubes
- > Quiet centrifugation even without rotor lid
- > Adapters optionally available for:
 - 0.2 mL PCR tubes (5425 715.005)
 - 0.4 mL centrifuge tubes (5425 717.008)
 - 0.5 mL micro test tubes and Microtainer® tubes (5425 716.001)
- > Rotor and adapters are autoclavable (121 °C, 20 min)

**Rotor F-35-30-17**

- > Maximum speed: 2,750 × *g* (4,400 rpm)
- > High capacity rotor for 20 × 15 mL conical tubes or 30 × 15 mL glass tubes
- > Inserts for 15 mL conical tubes and rubber mats for use with glass tubes are included
- > Available with 30 sleeves for 15 mL tubes, with 20 conical adapters and 30 rubber mats (5702 704.008) or with 10 steel sleeves for 15 mL conical tubes, incl. 10 conical adapters and 10 rubber mats (5702 705.004)

**Rotor F-45-18-17-Cryo** (5702 747.009)

- > Maximum speed: 1,840 × *g* (4,400 rpm)
- > Quiet centrifugation even without rotor lid
- > Centrifugation of 1–2 mL Cryotube® (max. 13 mm Ø, use with adapter) and tubes with screw cap (max. 17 mm Ø, no adapter required)
- > Rotor and adapters are autoclavable (121 °C, 20 min)

Technical specifications

Model	Centrifuge 5702	Centrifuge 5702 R	Centrifuge 5702 RH
Max. RCF	3,000 × <i>g</i>	3,000 × <i>g</i>	3,000 × <i>g</i>
Speed	100–4,400 rpm (100 rpm increments)	100–4,400 rpm (100 rpm increments)	100–4,400 rpm (100 rpm increments)
Max. capacity	4 × 100 mL	4 × 100 mL	4 × 100 mL
Rotors available	6	6	6
Acceleration time	25 s	25 s	25 s
Deceleration time	25 s	25 s	25 s
SOFT brake function	yes	yes	yes
Timer	0–99 min, with continuous run function	0–99 min, with continuous run function	0–99 min, with continuous run function
Temperature settings	–	–9 °C to 40 °C	–9 °C to 42 °C
Noise level	<51 dB(A) with Rotor A-4-38	<45 dB(A) with Rotor A-4-38	<45 dB(A) with Rotor A-4-38
Max. power consumption	200 W	380 W	380 W
Dimensions (W × D × H)	32 × 40 × 24 cm	38 × 58 × 26 cm	38 × 58 × 26 cm
Height (with open lid)	53 cm	60 cm	60 cm
Weight without rotor	20 kg	36 kg	36 kg

Ordering information

Description	Order no.
Centrifuge 5702, without rotor, 230 V/50–60 Hz	5702 000.010
Centrifuge 5702, with Rotor A-4-38 incl. adapters for 15/50 mL conical tubes, 230 V/50–60 Hz	5702 000.320
Centrifuge 5702 R, refrigerated, without rotor, 230 V/50–60 Hz	5703 000.010
Centrifuge 5702 R, refrigerated, with Rotor A-4-38 incl. adapters for 15/50 mL conical tubes, 230 V/50–60 Hz	5703 000.425
Centrifuge 5702 R, refrigerated, with Rotor A-4-38 incl. adapters for 13/16 mm blood collection tubes, 230 V/50–60 Hz	5703 000.320
Centrifuge 5702 RH, refrigerated/heated, without rotor, 230 V/50–60 Hz	5704 000.010

Centrifuge Family Overview

Eppendorf Microcentrifuges



	MiniSpin®	MiniSpin® plus	5418 R	5424 R	5427 R	5430	5430 R
Model	Entry-level		Medium capacity	The laboratory standard	High throughput	Microcentrifuge with multipurpose capabilities	
Max. Capacity	12 × 1.5/2 mL		18 × 1.5/2 mL	24 × 1.5/2 mL	48 × 1.5/2 mL	48 × 1.5/2 mL (6 × 15/50 mL, 2 × MTP)	
Max. speed (RCF)	12,100 × g	14,100 × g	16,873 × g	21,130 × g	25,000 × g	30,130 × g	
Max. rpm	13,400	14,500	14,000	15,000	16,220	17,500	
Rotor options	2		1	4	9	12	
Refrigerated	–	–	0 °C to 40 °C	–10 °C to 40 °C	–10 °C to 40 °C	–	–11 °C to 40 °C
Ordering no.	5452 000.010	5453 000.015	5401 000.010	5404 000.610	5409 000.010	5427 000.610	5428 000.610

Eppendorf Multipurpose Centrifuges



	5702	5702 R	5702 RH	5804	5804 R	5810	5810 R	5910 R	5920 R
Model	Low speed centrifuge for medium capacity needs		Active heating and cooling for high temperature accuracy	Compact high speed centrifuge for medium capacity needs. With swing-bucket rotor and deepwell plate capacity		The workhorse for medium to high-throughput laboratories: Highly versatile, high speed and high plate capacity		High throughput, high performance	Bench-top centrifuge with floor-standing capabilities
Capacity	4 × 100 mL			4 × 250 mL		4 × 750 mL		4 × 750 mL	4 × 1,000 mL
> Conical tubes	20 × 15 mL/4 × 50 mL			40 × 15 mL/16 × 50 mL		56 × 15 mL/28 × 50 mL		64 × 15 mL/ 36 × 50 mL	108 × 15 mL/ 52 × 50 mL
> Blood collection tubes	36 × 13 mm/30 × 16 mm			56 × 13 mm/52 × 16 mm		100 × 13 mm/80 × 16 mm		120 × 13 mm/ 104 × 16 mm	196 × 13 mm/ 148 × 16 mm
> Plates	–			10 × MTP/2 × DWP		16 × MTP/4 × DWP		20 × MTP/ 4 × DWP	28 × MTP/ 8 × DWP
Max. speed (RCF)	3,000 × g			20,913 × g		20,913 × g		22,132 × g	25,062 × g
Max. rpm	4,400			14,000		14,000		14,000	13,700
Rotor options	6			12		18			–
Refrigerated	–	–9 °C to 40 °C	–9 °C to 42 °C	–	–9 °C to 40 °C	–	–9 °C to 40 °C	–11 °C to 40 °C	–11 °C to 40 °C
Ordering no.	5702 000.010	5703 000.010	5704 000.010	5804 000.010	5805 000.010	5810 000.010	5811 000.015	5942 000.010	5948 000.010

Technical specifications subject to change. Errors and omissions excepted.

Your local distributor: www.eppendorf.com/contact
 Eppendorf AG · Barkhausenweg 1 · 22339 Hamburg · Germany
eppendorf@eppendorf.com · www.eppendorf.com

www.eppendorf.com/centrifugation