


Simport[®]

Canadian and Family Owned Since 1975

The **CytoSep**[™]
Collection



Cytology Funnels



www.simport.com

CytoSep™ Family



The Simport® CytoSep™ Family is a series of Cytology Funnel sample chambers specially designed to concentrate cells into thin-layer preparations. Simport® is one of the most trusted names in the disposable plasticware marketplace, providing quality products since 1975 and is proud to offer the largest choice of Cytology Funnels on the market by manufacturing numerous models for use with the Shandon Cytospin® 4 Cyto centrifuge, the Sakura Cyto-Tek® Cyto centrifuge, the Hettich Cyto-System, the Unitech (Wescor) Cytopro® Cyto centrifuge and finally the StatSpin Cytofuge® 2 Cyto centrifuge. They are safer than reusable sample chambers and lower your risk of contamination to pathogenic samples. After use, they are simply discarded. The CytoSep™ Cytology Funnels are a time saver compared to cleaning and sterilizing reusable sample chambers. The Simport® CytoSep™ Cytology Funnels are recommended for the following applications:

- Bronchial alveolar lavage washes
- Cerebrospinal fluids
- Exudates and transudates
- Fine needle aspirates, and other aspirates
- Gastric washes
- Oral cavity washes
- Pericardial fluids
- Peritoneal fluids
- Pleural fluids
- Sputum
- Synovial fluids
- Urine

For IVD use 

Consumables for the Shandon Cytospin® Cytocentrifuges

Single CytoSep™ Cytology Funnel



M964-10FW



M964-10FT



Fully compatible with the Shandon CytoSpin® Centrifuge, Simport® CytoSep™ Cytology Funnels can be used to deposit a thin layer of cells in a clearly defined area of a microscope slide. The filter card absorbs any excess fluid. These Cytology Funnels have the filter cards pre-attached for consistent, reliable results. No alignment necessary! All disposable Funnels are packaged with closure caps to seal in specimen for added protection. All components also available separately.

For sample volumes of up to 0.5 ml, use the Simport® Single CytoSep™ Cytology Funnel with a White Filter Card and Cap. It provides a cell deposition area of 6 mm (28 mm²). Can be use with all stainless steel slide clips.

For samples volumes of up to 0.4 ml, such as Spinal Fluids for example, use the Single CytoSep™ Cytology Funnel with Brown Filter Card and Cap. It allows for a slower absorption of fluids. All the individual components are also available separately.



A more convenient packaging design has been developed for individually wrapped and bulk packaged Cytology Funnels, thereby facilitating their handling.

For IVD use

Cat. #	Description	Qty/Pk	Qty/Cs
M964-10FW	Single Funnel with White Filter & Cap	50	500
M964-10FW1	Individually wrapped Single Funnel with White Filter & Cap	100	500
M964-10FT	Single Funnel with Tan Filter & Cap	50	500
M964-1	Single Funnel only	–	500
M965C	Cap only	50	500
M965FW	White Filter Paper for Single Funnel	200	–
M965FT	Tan Filter Paper for Single Funnel	200	–

Double CytoSep™ Cytology Funnel



M964-20FW

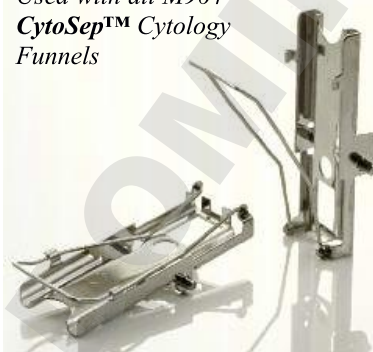


The Simport® Double CytoSep™ Cytology Funnel with disposable sample chamber allows for two samples to be run simultaneously on a single slide and is ideal for immunohistochemistry work. The Double CytoSep™ Cytology Funnel provides a cell deposition area of 6 mm (28 mm²) for sample volumes of up to 0.5 ml. The filter card comes pre-attached. Cap is included. Can be use with all stainless steel slide clips. Each component is also available separately.

Cat. #	Description	Qty/Pk	Qty/Cs
M964-20FW	Double Funnel with White Filter & Cap	50	500
M964-20FW1	Individually wrapped Double Funnel with White Filter & Cap	100	500
M964-1D	Double Funnel only	–	500
M965C	Cap only	50	500
M965FWD	White Filter Paper for Double Funnel	200	–

For IVD use

Used with all M964
CytoSep™ Cytology
Funnels



M964B CytoSep™ Metal Cytology Funnel Clip

Made of Stainless Steel

The Simport® CytoSep™ Metal Cytology Funnel Clip is similar in design to the model previously provided by Shandon. It will hold the Cytology Funnel disposable sample chamber against the microscope slide in the Thermo Scientific Cytospin™ Cytocentrifuge. This Simport® reusable metal clip is autoclavable and will not rust or corrode during decontamination.



To open, push clip sideways to the right



Insert microscope slide



Insert any M964 CytoSep™ Cytology Funnel and place over the microscope slide



Secure clip by pushing it sideways to the left into the hooks

Cat. #	Description	Qty/Pk	Qty/Cs
M964B	Metal Cytology Funnel Clip	–	6

For IVD use

Consumables for the Shandon Cytospin® Cyto centrifuges

ALL PLASTIC Single and Double CytoSep™ Cytology Funnels



These are so easy to use, and improve turn-around time while giving more diagnostic information. Being totally disposable, they eliminate time-consuming decontamination and cleaning. They are safe to use and reduce the risk of exposure to pathogenic samples. They also decrease the possibility of cross-contamination.

This series of Simport® Single CytoSep™ Cytology Funnels is single-use. The disposable sample chambers do not need metal clips and are designed to meet any processing requirement. They are capable of producing high quality thin-layer slide preparations while improving laboratory efficiency.

The disposable Sample Chambers with White Filter Cards are used for sample volumes up to 0.5 ml; the ones with the Brown Filter Cards are for sample volumes up to 0.4 ml. The cell deposition area is 6 mm in diameter (28 mm²). Filter cards are pre-attached. Excellent for scanty specimens such as CSF. All components also available separately.

The double CytoSep™ Cytology Funnel allows two sample deposition areas on a single slide. The disposable sample chambers do not need metal clips, inserted filter card. This Sample Chamber is also disposable.

Cat. #	Description	Qty/Pk	Qty/Cs
M965-10FW	Single Funnel with White Filter & Cap	40	480
M965-10FT	Single Funnel with Tan Filter & Cap	40	480
M965-20FW	Double Funnel with White Filter & Cap	40	480

For IVD use

**MORE
ECO-FRIENDLY**

**YOU CAN ALSO REUSE OR ACQUIRE ANY
INDIVIDUAL COMPONENTS WHEN NEEDED**



Each component is strong enough to be reused.

INDIVIDUAL COMPONENTS

Cat. #	Description	Qty/Pk	Qty/Cs
M965-1	Single Funnel only	50	500
M965-1D	Double Funnel only	50	500
M965B	Base only	50	500
M965C	Cap only	50	500
M965FW	White Filter Paper for Single Funnel	200	–
M965FT	Tan Filter Paper for Single Funnel	200	–
M965FWD	White Filter Paper for Double Funnel	200	–

For IVD use



Insert funnel into base.



Insert microscope slide.



Place new filter onto microscope slide.



Clip top of funnel and base together.



Your CytoSep ALL PLASTIC Cytofunnel is now ready to use.

Consumables for the Shandon Cytospin® Cytocentrifuges

MEGA CytoSep™ Cytology Funnel



The Simport® ALL PLASTIC CytoSep™ MEGA Funnel provides an easy, efficient and cost effective method of producing high quality thin-layer slide preparations. It eliminates the need for stainless steel slide clips, offering laboratory workflow improvements. It is dedicated for convenient preparation of larger volume samples.

This larger funnel is quick and easy to remove. The large rectangular cell deposition area of 22 x 14.75 mm (325 mm²) provides for up to 12 times the sample volume (6 ml) of the single CytoSep™ Cytology Funnel. It produces more cost-effective thin layer preparations when compared to other thin layer methods. Strategically placed baffles inhibit cell settling which results in uniform cell deposition and excellent quality slide preparations. Simport® ALL PLASTIC CytoSep™ Cytology MEGA Funnel and Cap minimize user exposure to pathogens while reducing the risk of specimen cross-contamination. Can prepare both air-dried and fixed preparations. **Not available in USA.**

For IVD use	Cat. #	Description	Qty/Pk	Qty/Cs
	M965-40	MEGA Funnel & Cap	40	480



Filter Card for Shandon Reusable TPX Single Sample Chamber

Cat. #	Description	Qty/Pk	Qty/Cs
M965FWDV	White Filter Paper for TPX Cytology Funnel	200	–

Consumables for the Sakura Cyto-Tek® Cytocentrifuge

CytoSep™ Cytology Funnel for Sakura Cyto-Tek® Cytocentrifuge



All components are available separately. The Simport® CytoSep™ Cytology Funnel offers the 1 ml fluid chamber, the base holder, the chamber cap, and the filter paper.

For IVD use	Cat. #	Description	Qty/Pk	Qty/Cs
	M963-1	Fluid Chamber only, 1 ml	50	200
	M963B	Base Holder only	50	200
	M963C	Cap only	50	200
	M963FW	White Filter Card only	–	200

Consumables for the Unitech (Wescor) Cyto-System

Single CytoSep™ Cytology Funnels for the Unitech (Wescor) Cytopro® Cyto-centrifuge



These funnels will snap quickly in place, allowing the pad to align correctly with the sample tunnel. Made with a compression ring around the sample hole in order to better control the rate of absorption and to ensure more consistent results.

Two ports, one in the sample well and one in the tunnel, provide great versatility. Samples are loaded directly through the chamber caps to prevent spilling of hazardous ones. Caps provide added safety to the operator. A large, centered cell deposit area makes screening easier and more sensitive.

	Cat. #	Description	Qty/Tray	Qty/Cs
For IVD use	M967-10FW	Single Sample Chamber With White Filter Paper & Cap	24	48
	M967FW	White Filter Paper for Single Funnel	–	100

Dual CytoSep™ Cytology Funnels for the Unitech (Wescor) Cytopro® Cyto-centrifuge




With two chambers, cell deposit areas are close together and easy to find, helping to speed sample analysis. Two deposit areas on one slide enhance all of the advantages of the popular single chambers. Reduced time spent loading and unloading slides.

- Two cell deposit areas on the same slide means true cost reduction.
- Two deposit areas on one slide enhance productivity for those under regulatory workload limitations.
- Reduced time spent loading and unloading slides between the rotor, stainer and microscope.
- Cell deposit areas are close together and easy to find, helping to speed sample analysis.
- Cytopro's 7 mm diameter spot provides a 37% larger area to collect cells.

	Cat. #	Description	Qty/Tray	Qty/Cs
For IVD use	M967-20FW	Double Sample Chamber With White Filter Paper & Cap	24	48
	M967FWD	White Filter Paper for Double Funnel	–	100

Consumables for the StatSpin Cytofuge® 2 Cytocentrifuge



Simport® CytoSep™ Cytology Funnels for the StatSpin Cytofuge® 2 Cytocentrifuge allow cells to gently concentrate in a 7 mm diameter area on the slide while supernatant is simultaneously absorbed by a filter card. Will accept 50-400 µl of sample. Produces cell monolayer presentations of excellent quality. Disposable filter sold separately.

Not available in USA.

	Cat. #	Description	Qty/Pk
For IVD use	M968-1	Cell Concentrator	48
	M968FW	Disposable Filter Concentrator	200

Consumables for the Hettich Cyto-System



The Simport® CytoSep™ Funnel Chambers for the Hettich Cyto-System optimize lab throughput with multiple funnel options. These funnels are perfect for every application such as CSF, Viral infections, bronchial secretions and come in four sizes from 1 ml to 8 ml. The 1 ml chamber is for small-volume samples of low cell contents. Both 2 and 4 ml chambers are suggested for cell-rich samples, e.g. pleura, ascites and bronchial washings while the 8 ml chamber is perfect for large-volume samples such as urine.

	Cat. #	Description	Qty/Pk	Qty/Cs
For IVD use	M966-1	One-Funnel Chamber, 1 ml	10	50
	M966-2	One-Funnel Chamber, 2 ml	10	50
	M966-4	One-Funnel Chamber, 4 ml	10	50
	M966-8	One-Funnel Chamber, 8 ml	10	50
	M966FW	Filter for 1, 2 and 4 ml Chambers	200	–
	M966FW8	Filter for the 8 ml Chamber	200	–

CoreDish™

MULTIPLE BIOPSY CONTAINERS
HALF PREFILLED WITH 10% FORMALIN



For IVD use

Made of polystyrene

Few recommendations concerning how the biopsies should be handled have been published. Performing a large number of biopsies means an increase in the number of containers handled and consequently a technical overload of the transmission network, which occurs without any financial counterpart. A new approach had to be developed in order to increase productivity.

Simport® is proud to offer a multi-compartment container in the shape of a dish and half prefilled with 10% Neutral Buffered Formalin, for holding and transporting biopsies. It is supplied with a leakproof closure with O-ring ensuring total protection of contents. It conforms to OSHA directives. The Simport® CoreDish™ measures only 15 x 95 mm in diameter. Each compartment is clearly identified to allow proper placement and visualization of the biopsy being inserted. Thanks to the CoreDish™ it is no longer necessary to use a multitude of individual containers, thereby reducing risks of confusion.

The Simport® CoreDish™ offers many configurations in order to hold different biopsies of the breast, prostate, upper and lower GI tract. A label allows essential information to be written such as patient I.D., doctor, date and time.

Call our Customer Service Department at (450) 464-1723 for further details,
or visit our website at: www.simport.com

Another Innovation by
Simport®

Simport®
Scientific

2588 Bernard-Pilon
Beloeil, Qc J3G 4S5 Canada

Phone: (450) 464-1723
Fax: (450) 464-3394

Email: info@simport.com
Website: www.simport.com

Distributed by:

