

CELLdisc™ - Accessories

CELLstage - NEW CELLdisc™ filling accessory

CELLstage is an accessory for the optimum positioning of CELLdisc™ during the filling process (30° and 20° to the horizontal plane for CD4-CD24 and CD40, respectively). Furthermore, the ideal location of the filling channel in the 105° position for right-handed users and the 255° position for left-handed individuals is indicated by a slit on the respective side of the device. Common sterilization methods like autoclaving, 70% ethanol, and UV radiation can be used to sterilize the CELLstage. It may remain under the laminar airflow cabinet as long as required. If other sterilization procedures are required, the material resistance of stainless steel must be assessed.

Key Facts

- Available for CELLdisc™ 4-24 layers and CELLdisc™ 40 layers
- Creates the optimum angle and position for CELLdisc™ filling
- Stainless steel allows multiple sterilization methods
- Suitable for left- and right handed users

*For more information please see Instruction for use
No. F073254 n www.gbo.com



NEW


CELLlevator - Easy and secured CELLdisc™ stacking

The CELLlevator is a CELLdisc™ accessory facilitating easy and secured stacking of two CELLdisc™ devices to enable best possible utilization of a given space (e.g. in an incubator). The CELLlevator consists of three identical blue polypropylene segments which assembled form a uniform triangle. Centering ribs at the side of the segments recession guide the insertion assuring a simple and faultless assembly process. Thereafter the stacking device is positioned within the circumferential ring of the top plate of the CELLdisc™. Another CELLdisc™ can now be positioned on top of the CELLlevator.

Key Facts

- Maximum loading capacity 8 kg
- Space saving storage
- Autoclavable (120 °C, 2 bar)*

*For more information please see Instruction for use
No. F073253 on www.gbo.com



For further information on CELLdisc™ accessories or the handling of CELLdisc™ please visit our website www.gbo.com or see our CELLdisc™ animation.



CELLdisc™ - Accessories

CELLring - Levelling ring



CELLring assures an exact horizontal position of CELLdisc™ compensating surface irregularities, e.g. of a working bench or an incubator. Thus, cells and medium distribute evenly in every single layer of your CELLdisc™.

Key Facts



-  Ensures exact planar positioning of CELLdisc™
-  Guarantees consistent distribution of cells and media in every single layer

CELLhandle - Transportation gripper



CELLhandle facilitates secure and easy transportation of particularly large-sized CELLdisc™ formats as well as convenient emptying of these.

Key Facts

-  Gripping device for easy lifting and emptying of large-sized CELLdisc™
-  Enables single-hand usage

Ordering information

Item No.	Description	Quantity per bag	Quantity per case
878072	CELLstage (for CELLdisc™ with 4-24 layers)	1	1
878073	CELLstage (for CELLdisc™ with 40 layers)	1	1
878071	CELLlevator - Stacking device for CELLdisc™	1	9
878075	CELLring - Levelling ring compensating surface irregularities	1	3
878074	CELLhandle - Gripper for secure and easy transportation	1	1

For further information please visit our website www.gbo.com or contact us.

Greiner Bio-One:

Austria office@at.gbo.com	Belgium info@be.gbo.com	Brazil office@br.gbo.com	China office@cn.gbo.com	France accueil@gbo.com	Germany info@de.gbo.com	Hungary office@hu.gbo.com
Italy office@it.gbo.com	Japan info@jp.gbo.com	Netherlands info@nl.gbo.com	Portugal info@vacuette.pt	Spain info@es.gbo.com	UK info@uk.gbo.com	USA office@us.gbo.com