

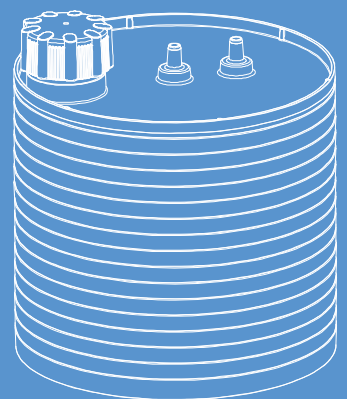
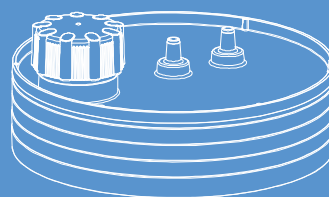
Your **Power** for Health


greiner bio-one



CELLdisc™

Designed to simplify
your mass cell culture



CELLdisc™

Simplify your scale-up and mass cell culture

CELLdisc™ is an innovative multilayer device covering a range of cell culture surfaces from 250 cm² up to 10,000 cm². It is provided with two different surfaces (TC and Advanced TC™) for optimal propagation of adherent mammalian cells.

The compact, cylindrical CELLdisc™ is a versatile system from research scale to industrial batches. It is ideally suited for the upscaling of mass cell

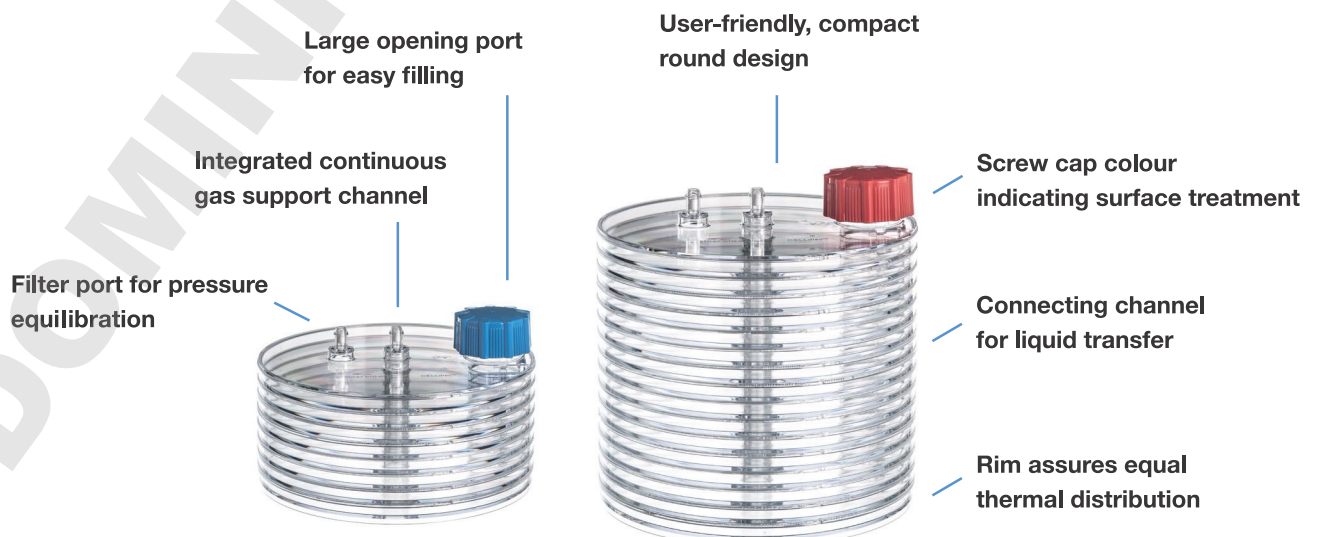
culture using automated systems but can also be manually handled due to its ergonomic design.

A central gas support channel ensures a uniform distribution throughout the device and the basal rim guarantees that the bottom layer of the CELLdisc™ does not touch the surface of the incubator to facilitate equal thermal distribution.

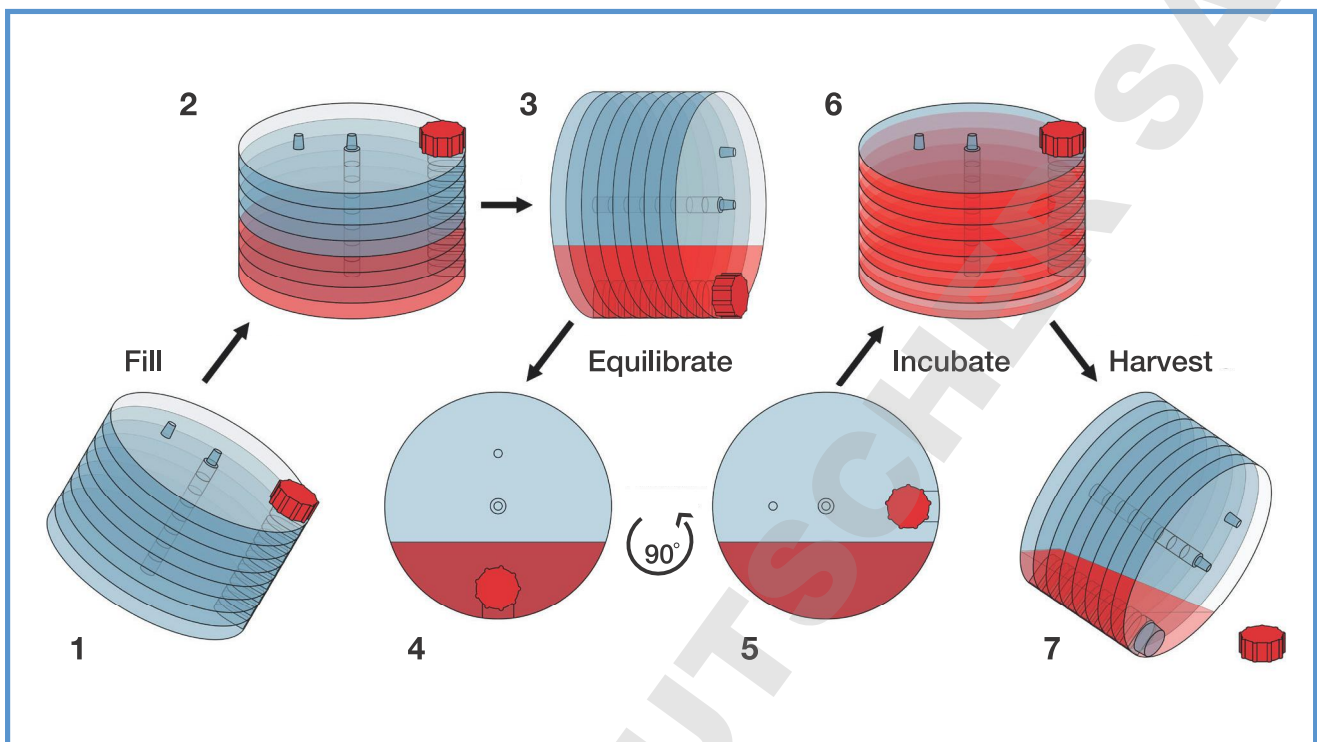
Key Facts

- ✓ Compact single-use cell culture device
- ✓ USP Class VI certified
- ✓ Predictable scale-up from 250 cm² - 10,000 cm²
- ✓ Innovative design simplifies your workflow, eliminates multiple working steps and reduces the risk of contamination
- ✓ Tissue Culture (TC) and Advanced TC™ surfaces for ideal cell culture conditions
- ✓ Optimised ventilation system with the option of active gassing

Product Features



Product Handling



CELLdisc™ - simplify your scale-up and mass cell culture. Workflow for cell seeding, media change and harvest.

The CELLdisc™ comes ready-to-start and is as easy-to-use as a T-flask.

First unscrew screw cap (1) and pour cell suspension directly into CELLdisc™ (2) using the large opening port. Close CELLdisc™ with screw cap firmly.

Tilt CELLdisc™ with the screw cap at the lowest possible position (3). Wait until liquid is equally distributed (4).

Rotate CELLdisc™ by 90° (5). In this way liquid transfer through connecting channel is impeded

to ensure that an equal amount of media stays in each individual layer. Do not turn CELLdisc™ further to prevent contamination and wetting of the filter.

From this position raise CELLdisc™ upright and place the device on a horizontal surface into an incubator (6).

For media removal, unscrew screw cap and tilt CELLdisc™ 90° with the large opening port at lowest possible position and simply pour out the media (7).

CELLswing™

The automated solution for easy handling of CELLdisc™

CELLswing™ automates each CELLdisc™ working step and simplifies as well as standardises distribution of cells and media. CELLswing™ is a compact device, that brings CELLdisc™ into any required position by fluid motion.

When processing multiple CELLdisc™ units, CELLswing™ allows the end user to focus their attention on the maintenance of sterility and process control, while the system manipulates the correct motion patterns for filling, cell seeding

and distribution, as well as media changes and cell harvest.

Designed to be sold with pre-programmed motion sequences but customer specified sequences can be programmed on demand.



Key Facts

- ✓ For automated basic handling steps and consistent results
- ✓ Easy operation and minimal space requirements
- ✓ Preprogrammed for filling, cell seeding and harvest
- ✓ Customer specific programming possible

CELLring™ / CELLhandle™

CELLdisc™ accessories simplify your daily laboratory routine

CELLring™

CELLring™ assures an exact horizontal position of CELLdisc™ compensating surface irregularities. Thus, cells and media distribute evenly in every single layer of your CELLdisc™.



CELLhandle™

CELLhandle™ for secure and easy transportation of particularly large-sized CELLdisc™ formats as well as convenient emptying of these.



DOMINIQUE DUTSCHER SAS

Ordering Information

Order now online: www.gbo.com

CELLdisc™

Order no.	Layers	Surface treatment	Surface [cm ²]	Max. working volume [ml]	Ø [mm]	Cap colour	Sterility SAL 10 ⁻⁶	Quantity per bag	Quantity per case
678101	1	TC	250	70	200	● red	x	1	8
678104	4	TC	1.000	280	200	● red	x	1	4
678904	4	Adv. TC	1.000	280	200	● blue	x	1	4
678108	8	TC	2.000	560	200	● red	x	1	3
678908	8	Adv. TC	2.000	560	200	● blue	x	1	3
678116	16	TC	4.000	1.120	200	● red	x	1	2
678916	16	Adv. TC	4.000	1.120	200	● blue	x	1	2
678140	40	TC	10.000	2.800	200	● red	x	1	1
678940	40	Adv. TC	10.000	2.800	200	● blue	x	1	1

Accessories

Order no.	Product description	Quantity per bag	Quantity per case
878070	CELLswing™ - for the automation of CELLdisc™ suitable for CELLdisc™ with 4, 8 and 16 layers Size: 335 x 216 mm, weight: 17 kg	1	1
878074	CELLhandle™ Gripper for secure, easy transportation of large-sized CELLdisc™ formats	1	1
878075	CELLring™ Levelling ring compensating surface irregularities	1	3


DOMINIQUE DUTSCHER SAS

Your **Power** for Health


greiner bio-one

CELLdisc™

Designed to simplify
your mass cell culture



For further information, please visit our website www.gbo.com or contact us:

Germany (Main office)

Greiner Bio-One GmbH
Maybachstraße 2
D-72636 Frickenhausen
Phone +49 70 22 948-0
Fax +49 70 22 948-514
E-Mail info@de.gbo.com

Austria

Greiner Bio-One GmbH
E-Mail office@at.gbo.com

Belgium

Greiner Bio-One BVBA/SPRL
E-Mail info@be.gbo.com

Brazil

Greiner Bio-One Brasil
E-Mail office@br.gbo.com

China

Greiner Bio-One Suns Co. Ltd.
E-Mail ts.bio@gbo-suns.com

France

Greiner Bio-One SAS
E-Mail accueil@gbo.com

Hungary

Greiner Bio-One Hungary Kft.
E-Mail office@hu.gbo.com

Italy

Greiner Bio-One Italia S.r.l.
E-Mail office@it.gbo.com

Japan

Greiner Bio-One Co. Ltd.
E-Mail info@jp.gbo.com

Netherlands

Greiner Bio-One B.V.
E-Mail info@nl.gbo.com

Portugal

Vacurette Portugal S.A.
E-Mail info@vacurette.pt

Spain

Greiner Bio-One España S.A.U.
E-Mail info@es.gbo.com

UK

Greiner Bio-One Ltd.
E-Mail info@uk.gbo.com

USA

Greiner Bio-One North America Inc.
E-Mail info@us.gbo.com