




# EASY-TO-USE MICROFILM COUNT PLATES



Microbiology Food Safety







MicroFast™ enables customers to enumerate microorganisms, yeasts and molds in a low cost, waste reducing format that fits the needs of the modern environmentally and efficiency conscious laboratory.

MicroFast count plates contain a thin film of dry rehydratable culture media, epoxy resin, and a color indicator. Intended for the testing for food, food material and environmental surfaces, the plates are designed to allow the visual count of bacterial, yeast, and mold colonies, aided with the color identification for differentiation of bacteria, yeast, and mold where required.

These microfilm plates are

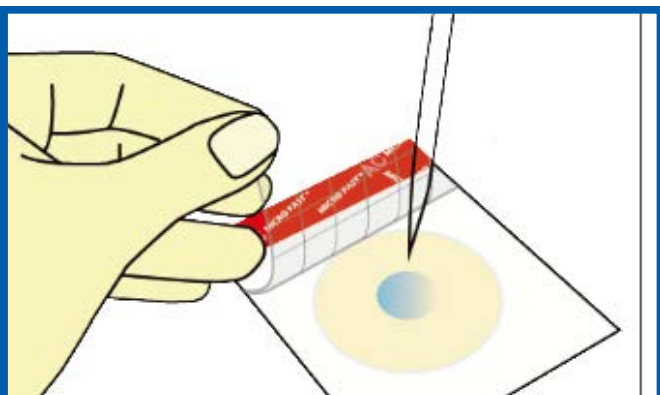
- Easy to use
- Reduce storage and disposal costs
- Require no agar preparation
- Is a cost effective alternative to agar based methods

Currently in order to perform enumeration tests, laboratory either needs to prepare culture media from dehydrated powder, sterilize and pour plates or purchase large volumes of petri dishes filled with prepared culture media/agar. This media in petri dishes needs to be stored in a refrigerator until needed, taking up a lot of valuable storage space. With MicroFast plates the storage space required is minimal as is the quantity of disposable waste generated per test leading to reduction in costs. MicroFast plates are simple and efficient to use requiring less consumables and minimal training. With an 18 month shelf life the ability to respond to fluctuating demand far exceeds that of traditional media based methods.



## Reliable Results in Three Steps

During incubation, the enzyme or microbial metabolite reacts with the chromogenic substrate to display a specific color. Through observing the change of color, microbial detection can be realized.




### Inoculation

Lift the top film and add sample.



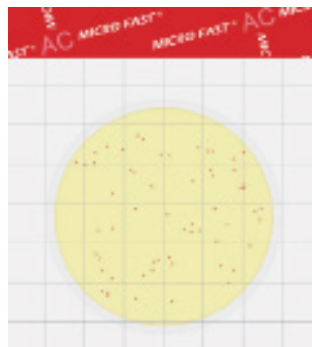
### Incubation

Incubate the plates following the Instruction for Use.




### Interpretation

Count the colonies.



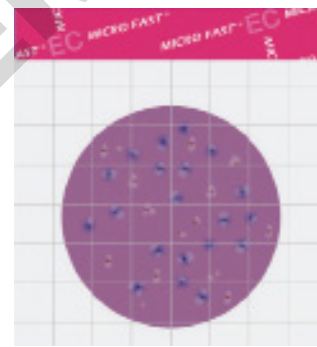
MicroFast™ Aerobic  
Count Plate




MicroFast™ Coliform  
Count Plate



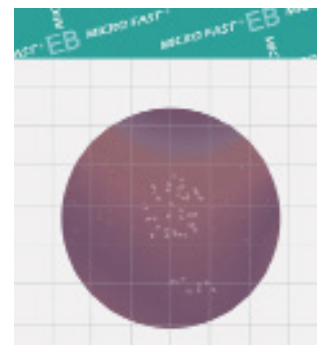
MicroFast™ Yeast & Mold  
Count Plate




MicroFast™ Coliform & E.coli  
Count Plate



MicroFast™ Staphylococcus  
aureus Count Plate



MicroFast™ Enterobacteriaceae  
Count Plate



MicroFast™ Staphylococcus  
aureus Confirmation Plate

## Culture Time Comparison

	Count Plate	Traditional Agar Culture
AC	48±2h	48±2h
CC/EC	18-24h	18-24h
EB	18-24h	42-48h
YM	Yeast 48±2h/Molds 72±2h	72-129h
SA	24±2h,1.5-4h	48-72h

PART #	PRODUCT	QTY
PKI-LR1001/ PKI-LR1001-01	MicroFast™ Aerobic Count Plate	25/1,000 tests
PKI-LR1002/ PKI-LR1002-01	MicroFast™ Coliform Count Plate	25/1,000 tests
PKI-LR1003/ PKI-LR1003-01	MicroFast™ Yeast & Mold Count Plate	25/100 tests
PKI-LR1005/ PKI-LR1005-01	MicroFast™ Staphylococcus aureus Count Plate	25/100 tests
PKI-LR1005Q/ PKI-LR1005Q-01	MicroFast™ Staphylococcus aureus Confirmation Plate	25/100 tests
PKI-LR1007/ PKI-LR1007-01	MicroFast™ Coliform & E.coli Count Plate	25/1,000 tests
PKI-LR1011/ PKI-LR1011-01	MicroFast™ Enterobacteriaceae Count Plate	25/1,000 tests

### Small Footprint

Reduced storage requirements over media, petri dishes etc.

### Gridded Counting Area with Ring

No requirement for plastic spreaders, improving ease of use and speed.

Easier manual counting compared to culture media methods.

### Ready to Use

Flexible solution for labs with fluctuating sample numbers.

Contact your PerkinElmer sales representative or dealer for more information.

PerkinElmer, Inc.  
940 Winter Street  
Waltham, MA 02451 USA  
P: (800) 762-4000 or  
(+1) 203-925-4602  
[www.perkinelmer.com](http://www.perkinelmer.com)



For a complete listing of our global offices, visit [www.perkinelmer.com/ContactUs](http://www.perkinelmer.com/ContactUs)

Copyright ©2022, PerkinElmer, Inc. All rights reserved. PerkinElmer® is a registered trademark of PerkinElmer, Inc. All other trademarks are the property of their respective owners.