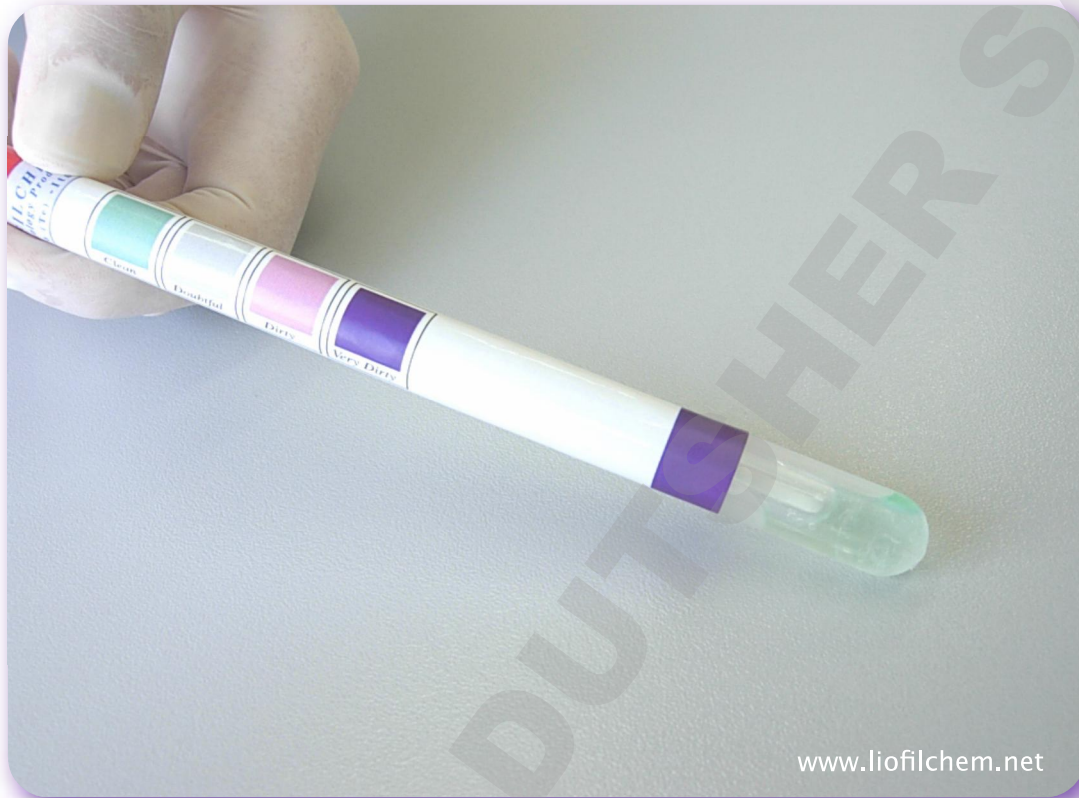


Clean Test

Rapid test for the hygiene control of work surfaces



Swab for detecting protein, fat and sugar residues
for the hygiene control of surfaces

Results within 10 minutes

Easy color change
interpretation

Minimal training
required



LIOFILCHEM® s.r.l.

Via Scozia zona ind.le, 64026 Roseto degli Abruzzi (Te) Italy

Tel. +39 0858930745 Fax +39 0858930330 www.liofilchem.net liofilchem@liofilchem.net

ref. 6552766
Rev. 3 - 16/04/2013

Test procedure


Liofilchem® and the Liofilchem company logo are registered trademarks of LIOFILCHEM s.r.l.



1
The product consists of a plastic tube containing a swab, a vial (reagent A) and a disc (reagent B).



2
Take the swab contained in the tube and wet the tip with 3-4 drops of physiological solution or sterile distilled water.



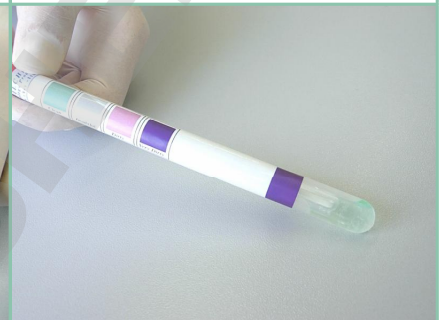
3
Streak the swab on a small plot of surface measuring 10 cm x 10 cm horizontally and vertically.



4
Insert the swab into the tube and push the tube in order to lower the swab tip close to the disc.



5
Break the glass vial contained in the tube by pushing the tube gently.



Clean surface,
or dirty surface after
2 minutes reaction.



Dirty surface after
4 minutes reaction.



Dirty surface after
7 minutes reaction.



Dirty surface after
10 minutes reaction.

Clean Test

Ref. 86001

Content of the package: 50 tests



LIOFILCHEM® s.r.l.

Via Scozia zona ind.le, 64026 Roseto degli Abruzzi (Te) Italy

Tel. +39 0858930745 Fax +39 0858930330 www.liofilchem.net

liofilchem@liofilchem.net

ref. 6552766

Rev. 3 - 16/04/2013