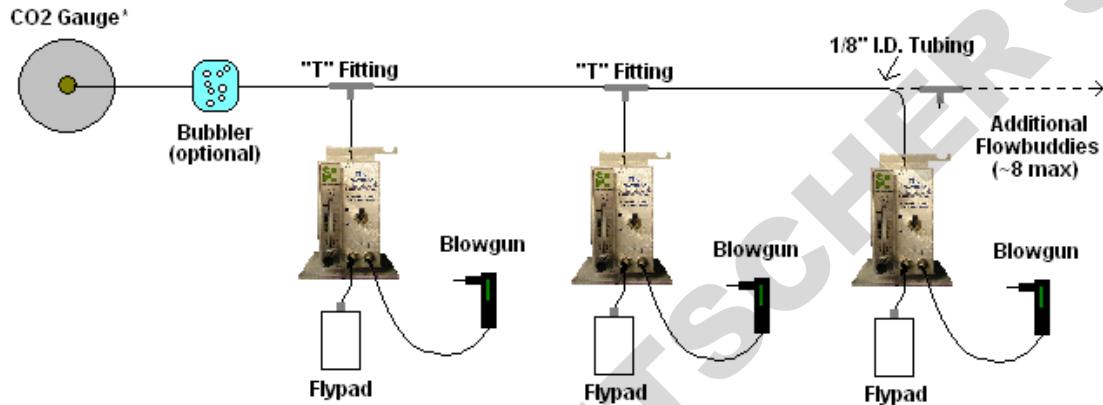


Benchtop Flowbuddy™ Fly Station Network

Benchtop Flowbuddy™ Complete System (Cat #: 59-122BC) includes: Benchtop Flowbuddy™ Flow Regulator (Cat #: 59-122B); Blowgun (Cat #: 54-104); Flypad (Cat #: 59-114); 4 feet 1/8" I.D. tubing (Cat #: 59-124C). All components are also available separately. For details, visit www.flystuff.com.



Notes:

- 1.) The benefits of the Flowbuddy™ are most notable when there is one CO₂ source (as opposed to in-house CO₂) **and** this one source feeds multiple fly stations.
- 2.) Proper usage of a Flowbuddy™ network requires that the pressure** (psi) in the line from the CO₂ tank which feeds the network is greater than that which is necessary to run all the Flowbuddies simultaneously. This way, each individual Flowbuddy™ on the network is fed sufficient CO₂.
- 3.) A tube reducer (Cat #: 59-152 and 59-153) may be necessary to connect 1/8" I.D. tubing to the CO₂ tank gauge, as most gauge outputs are not configured for 1/8" I.D. tubing (Cat #: 59-124).

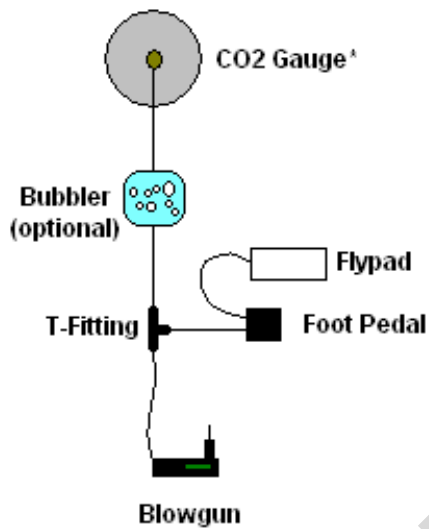
***flow:** The amount of gas released per unit time (i.e. liters/minute)

****pressure:** The amount of force per unit area, measured in pounds per square inch (psi).

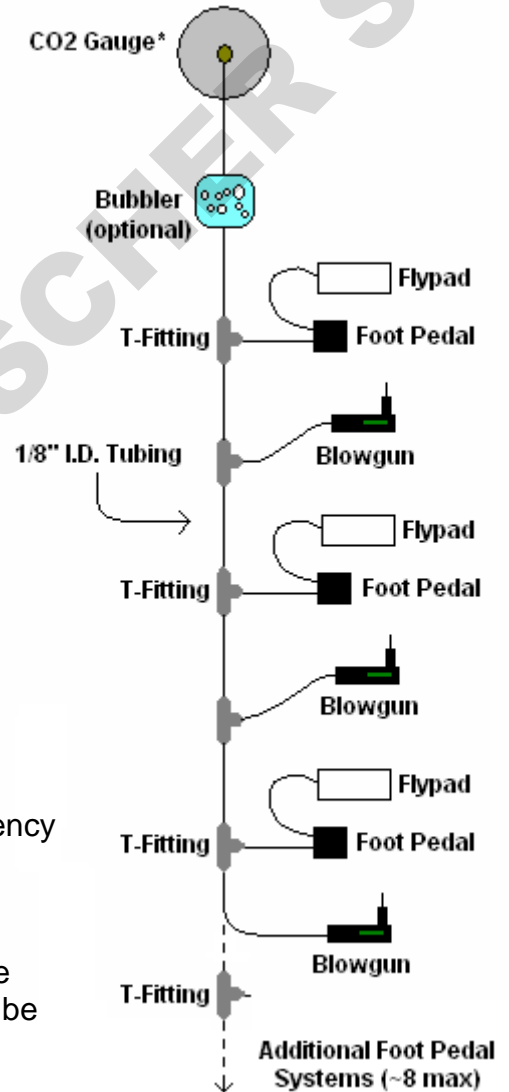
Foot Valve Complete System & System Network

Foot Valve Complete System

Cat # 59-121C Includes: Flypad; Flypad Frame; Blowgun; Foot Pedal; "T" Fitting; 5 feet 1/8" I.D. tubing. All components also available separately. For details, visit www.flystuff.com.



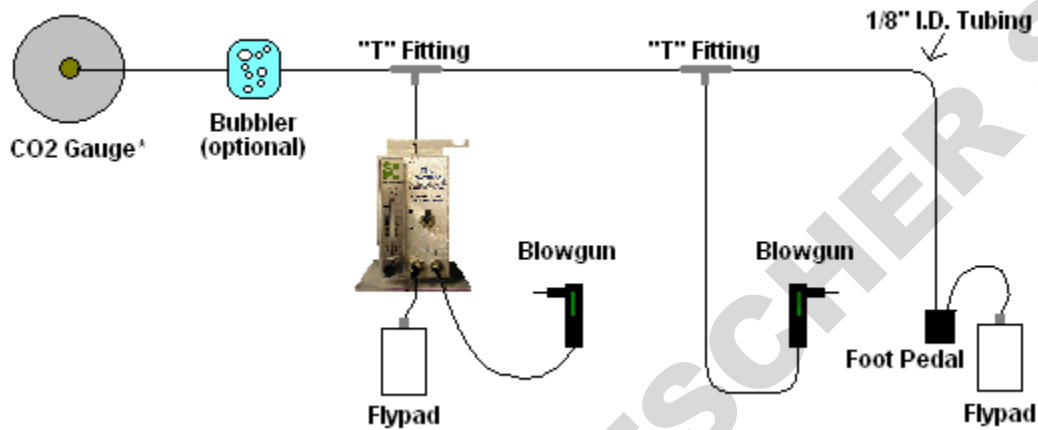
Foot Valve System Network



Notes:

- 1.) Foot valve systems (Cat #: 59-121C) offer the best efficiency of CO₂ usage since introduction of CO₂ into the Flypad (Cat #: 59-114) is user regulated.
- 2.) The Flypad frame (Cat #: 59-118) will further increase the efficiency of CO₂ usage, since CO₂ (heavier than air) will be better retained in the Flypad's staging area.
- 3.) A tube reducer (Cat #s: 59-152 and 59-153) may be necessary connect 1/8" I.D. tubing to the CO₂ tank gauge, as most gauge outputs are not configured for 1/8" I.D. tubing (Cat #: 59-124).

Benchtop Flowbuddy™ / Foot Valve Combination



Notes:

- 1.) See notes of Benchtop Flowbuddy™ (Cat #: 59-122BC) Network and Foot Valve System (Cat #: 59-121C) Network.
- 2.) Though combining a continual flow and a foot pedal setup is possible, some inefficiency of pressure will be experienced as a result of variable pressure requirements of the respective apparatus. To minimize this inefficiency, it is recommended that such combinations are made on smaller networks (i.e. 2-3 apparatus).
- 3.) A tube reducer (Cat #s: 59-152 and 59-153) may be necessary to connect 1/8" I.D. tubing to the CO₂ tank gauge, as most gauge outputs are not configured for 1/8" I.D. tubing (Cat #: 59-124).