

Axygen® AxyPrep Magnetic Bead Purification Kits

AXYGEN

A Corning Brand



Sample Prep Solutions for Genomics

Obtaining Pure Nucleic Acids from Your Sample is Precious

The purification of high quality DNA/RNA is the first essential step for any genomics-based downstream application. Poor quality may contribute significantly to the failure of downstream applications and thus delay research and increase overall research costs.

Although certain biological samples are not the limiting factor, there are samples that are very difficult to obtain, which makes them precious. There is little room for error when processing these precious samples, so utilizing a high quality nucleic acid purification technology becomes essential.

Corning has developed a comprehensive range of magnetic beads-based isolation reagents. The Axygen® AxyPrep Magnetic (MAG) Bead Purification Kits utilize a unique paramagnetic bead-based chemistry for the purification and clean-up of nucleic acids for many genomics downstream applications such as DNA sequencing, genotyping, and gene expression. Free of major hazardous chemicals, our products do not compromise on performance featuring high quality, high yields, excellent sample concentration, and long sequencing reads. Additionally, this makes our MAG kits easy to transport and store.

Axygen IMAG Magnetic Separation Devices (MSD) and AxyPrep Magnetic Bead Purification Kits cut the total separation process and labor by up to 50%. IMAG MSDs are available in tube (IMAG-12T) or 96 well microplate format (IMAG-96P). They enable manual users to process any magnetic beads-based purification or clean-up process as easily and conveniently as automation users for use in biological research, including nucleic acid purification and clean-up, cell-based assays, and antibody and protein purification.

Our kits have been adopted by life science research institutes worldwide and continue to generate satisfaction and compliments from our customers for their excellent quality and performance.

For a demonstration, contact your local Corning Life Sciences Account Manager.



Axygen® AxyPrep MAG Plant Genomic DNA Extraction Kit

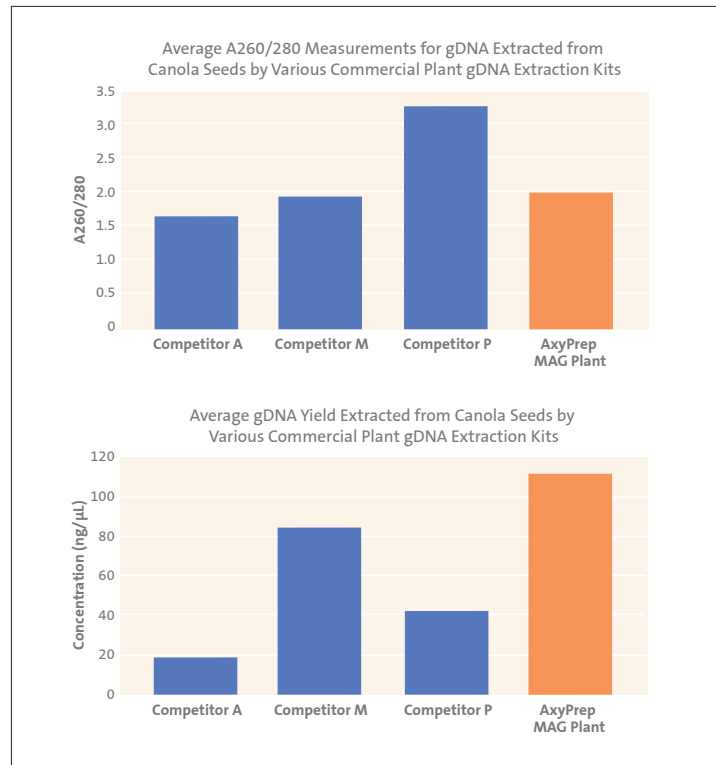


The AxyPrep MAG Plant gDNA Extraction Kit is a magnetic beads-based purification system that allows rapid and reliable isolation of high-quality gDNA from a wide variety of plant samples. Up to 96 samples (50 mg fresh tissue per sample or 15 mg of dried tissue per sample) can be processed in less than one hour. The AxyPrep MAG Plant gDNA Extraction Kit efficiently eliminates polysaccharides, phenolic compounds and enzyme inhibitors with no organic extractions. This kit is adaptable for use on major liquid handling workstations for high throughput processing.

- ▶ Simplified extraction process
- ▶ Non-alcohol-based purification
- ▶ Compatible with genomics downstream applications
- ▶ High-quality, high-yield DNA
- ▶ Manual and automation friendly

Applications

- ▶ PCR
- ▶ Sanger and Next Generation sequencing
- ▶ Fragment analysis
- ▶ Genotyping and SNP detection
- ▶ Restriction enzyme clean-up



Comparison of DNA extracted using Axygen AxyPrep MAG Plant gDNA Kit versus Company P's equivalent kit. Using liquid N₂, canola seeds were ground to fine powder. Twenty milligrams were weighed into a 1.5 mL tube for extraction. Quality was measured with A260/280 (top). Yields was measured with Picogreen (bottom).

Magnetic Beads Kits	Kit Size	Cat. No.
AxyPrep MAG Plant gDNA Extraction Kit, 10 mL	10 preps	MAG-PLANT-GDNA-10
AxyPrep MAG Plant gDNA Extraction Kit, Small	96 preps	MAG-PLANT-GDNA-S
AxyPrep MAG Plant gDNA Extraction Kit, Medium	384 preps	MAG-PLANT-GDNA-M

Axygen® AxyPrep MAG Viral Nucleic Acid Purification Kit



The AxyPrep MAG Viral Nucleic Acid Purification Kit utilizes a unique paramagnetic beads-based purification system for the purification of viral nucleic acid from 200 μ L of body fluid, including plasma, serum, ascites, cell culture supernatant, cerebrospinal fluid, urine and other body fluids.

- ▶ Simplified extraction process
- ▶ Compatible with genomics downstream applications
- ▶ High-quality, high-yield nucleic acid purification
- ▶ Manual and automation friendly

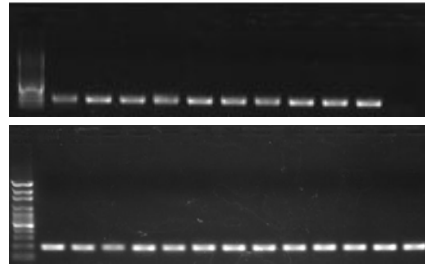
Applications

- ▶ PCR
- ▶ Sanger and Next Generation sequencing
- ▶ Genotyping and SNP detection
- ▶ Gene expression

Purified viral RNA can be successfully amplified in Real-time(RT)-PCR

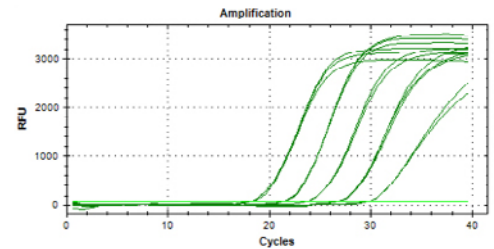


HAV vaccine RNA was purified from 200 μ L serum-diluted HAV vaccine with AxyPrep MAG Viral Nucleic Acid Purification Kit. Viral RNA was eluted in 50 μ L nuclease free water. 5 μ L template was added into a 20 μ L RT-PCR reaction mix. Each lane was loaded with 5 μ L RT-PCR product.



Mumps vaccine RNA was purified from 200 μ L serum-diluted MMR vaccine with AxyPrep MAG Viral Nucleic Acid Purification Kit. Purified nucleic acids was eluted in 50 μ L nuclease-free water. 5 μ L template was added into a 20 μ L RT-PCR reaction mix. Each lane was loaded with 5 μ L RT-PCR product.

Purified viral RNA can be successfully amplified in RT-qPCR



RT-qPCR detection of Hepatitis B virus was isolated using the AxyPrep MAG Viral Nucleic Acid Purification Kit. A 10-fold dilution series of the recovered RNA was used in a SYBR Green-based RT-qPCR reaction. Each reaction was performed in triplicate.

Magnetic Beads Kits

	Kit Size	Cat. No.
AxyPrep MAG Viral Nucleic Acid Purification Kit, Small	96 preps	MAG-VNA-S
AxyPrep MAG Viral Nucleic Acid Purification Kit, Medium	384 preps	MAG-VNA-M

Axygen® AxyPrep MAG DNA Concentrate Kit




Applications

- ▶ Sanger and Next Generation sequencing
- ▶ DNA extraction recovery
- ▶ Genotyping and SNP detection
- ▶ Forensics

The AxyPrep MAG DNA Concentrate Kit utilizes a paramagnetic beads-based procedure to purify and concentrate DNA from genomic DNA and plasmids. The kit efficiently removes all contaminants such as salts, proteins, enzymes, nucleotides, and primers while concentrating the DNA. The kit is suitable for concentrating DNA from samples, especially from those with low concentration of DNA such as microdissection and paraffin-embedded tissue or DNA reactions such as restriction enzyme digestion, PCR reactions and minipreps. The kit can also be used to reduce the volume required in library preparation for NGS platforms.

AxyPrep MAG DNA Concentrate Kit is designed for both manual and fully automated purification of sequencing products. It can be used with most automated liquid handling workstations.

- ▶ Simplified DNA concentration process
- ▶ High recovery of high quality DNA
- ▶ Compatible with genomics downstream applications
- ▶ Manual and automation friendly



Double the recovery in half the volume: Various DNA ladder (50 bp) volumes were processed with the AxyPrep MAG DNA Concentrate Kit, then eluted in 5 µL and loaded on 1.2% agarose gel. The gel image shows that input DNA ladder samples were concentrated without recovery loss.

Magnetic Beads Kits	Kit Size	Cat. No.
AxyPrep MAG DNA Concentrate Kit, 10 Preps	10 preps	MAG-CONDNA-10
AxyPrep MAG DNA Concentrate Kit, Small	96 preps	MAG-CONDNA-S
AxyPrep MAG DNA Concentrate Kit, Medium	384 preps	MAG-CONDNA-M

Axygen® AxyPrep MAG Soil, Stool, and Water DNA Kit



Applications

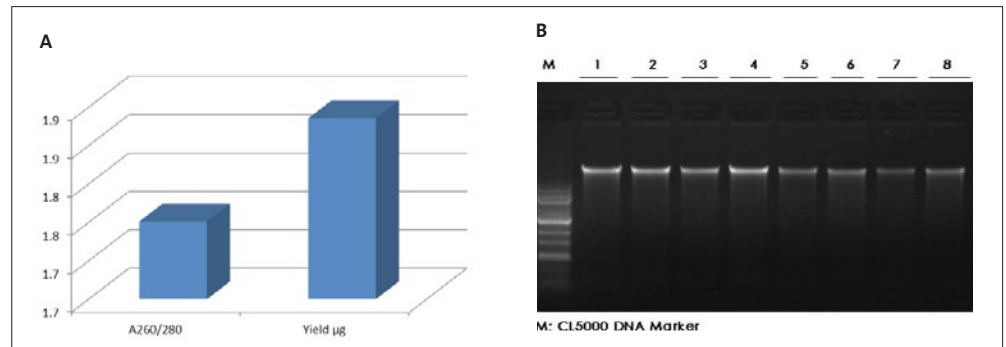
- ▶ PCR and QPCR
- ▶ Sanger and Next Generation sequencing
- ▶ Genotyping and SNP detection
- ▶ Restriction digestion

The AxyPrep MAG Soil, Stool, and Water DNA Kit utilizes a paramagnetic beads-based procedure. Soil, stool and water samples typically contain many compounds that can degrade DNA and inhibit downstream enzymatic reactions. The kit uses a unique buffer system that can remove inhibitory substances from these samples.

The kit allows rapid and reliable isolation of high quality total DNA from fresh and frozen stool samples. Up to 500 mg stool samples can be processed in less than 60 minutes. The system combines the reversible nucleic acid binding properties of our proprietary chemistry with high efficiency, eliminating the carryover of humic acid, polysaccharides, phenolic compounds, and enzyme inhibitors from soil, stool, and contaminated water samples. Purified DNA is suitable for PCR, restriction digestion, and hybridization techniques. There are no organic extractions, thus reducing plastic waste and hands-on time allowing multiple samples to be processed in parallel.

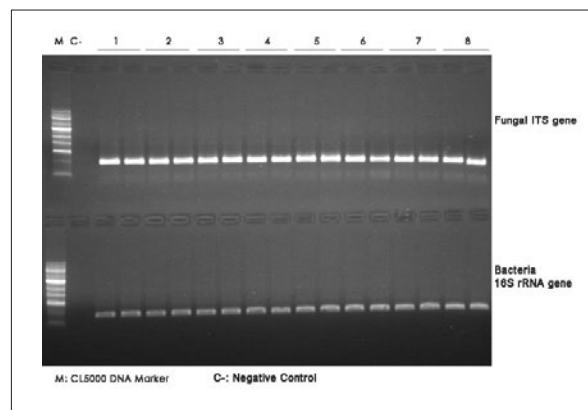
- ▶ Simplified DNA extraction process: 96 well microplate samples in less than an hour
- ▶ Inhibitor-free DNA purification process
- ▶ Compatible with genomics downstream applications
- ▶ Manual and automation friendly

High Yields and High Quality DNA



(A) Graph illustrating the average yield and A260/280 obtained from purifying 8 stool samples of 500 mg input each. (B) Gel image of the 8 samples.

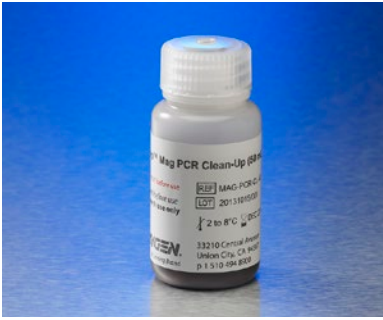
No Inhibitors Carry Over in PCR



No inhibition observed post PCR. The fungal ITS and bacterial 16S rRNA genes were utilized, 10 µL loaded on a 1% Agarose gel.

Magnetic Beads Kits	Kit Size	Cat. No.
AxyPrep MAG Soil, Stool and Water DNA Kit, Small	96 preps	MAG-STL-S
AxyPrep MAG Soil, Stool and Water DNA Kit, Medium	384 preps	MAG-STL-M

Axygen® AxyPrep MAG PCR Clean-Up Kit

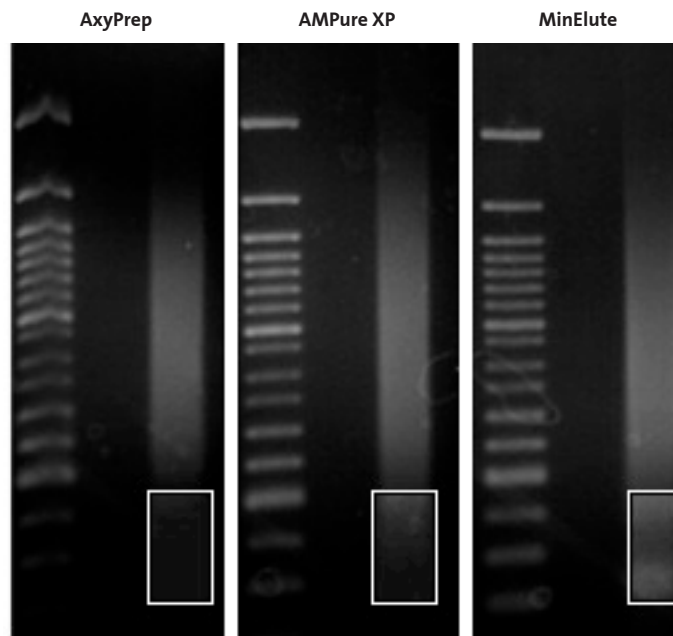


Applications

- ▶ Sanger sequencing
- ▶ Next Generation sequencing

The AxyPrep MAG PCR Clean-Up Kit is designed for efficient removal of unincorporated dNTPs, salts, and enzymes after any post PCR. These contaminants are detrimental to the success of downstream applications such as genotyping Sanger and next generation sequencing. The AxyPrep MAG PCR Clean-Up Kit utilizes a unique paramagnetic bead technology for quick high-throughput purification of PCR amplicons. AxyPrep MAG PCR Clean-Up utilizes an optimized buffer to selectively bind PCR amplicons of 60-100 bp or >100 bp to paramagnetic beads, providing end users flexibility and high recovery options with efficient primer-dimer removal based on their downstream application needs. The protocol mainly consists of binding, washing, and elution steps. Primers, nucleotides, salts and enzymes in PCR mixture are removed during the binding and washing steps. The purified PCR product is essentially free of contaminants.

- ▶ Flexible Clean-Up: High recovery of amplicons with the option to choose recovery of >60 bp or >100 bp
- ▶ Efficient removal of unincorporated dNTPs, primers, primer dimers, salts, and other contaminants
- ▶ Manual and automation-compatible protocol
- ▶ Processing time: 15 minutes/96 samples
- ▶ No centrifugation or filtration required



Efficient Removal of Primer Dimers

Eliminates extra clean-up steps and reduces the potential of sequencing bias. Gel images of post clean-up of an Illumina library post adaptor ligation. The white box demonstrates that AxyPrep MAG Clean-Up results in no primer dimer carry over which can be observed with Agencourt® AMPure® and Qiagen® MinElute®.

Magnetic Beads Kits	Kit Size	Cat. No.
AxyPrep MAG PCR Clean-Up Kit, 5 mL	227 preps	MAG-PCR-CL-5
AxyPrep MAG PCR Clean-Up Kit, 50 mL	2,777 preps	MAG-PCR-CL-50
AxyPrep MAG PCR Clean-Up Kit, 250 mL	13,888 preps	MAG-PCR-CL-250

Axygen® AxyPrep MAG PCR Normalizer Kit

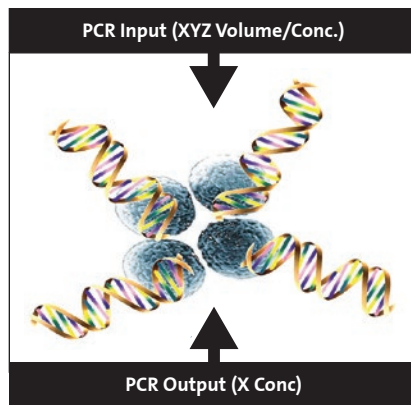


Applications

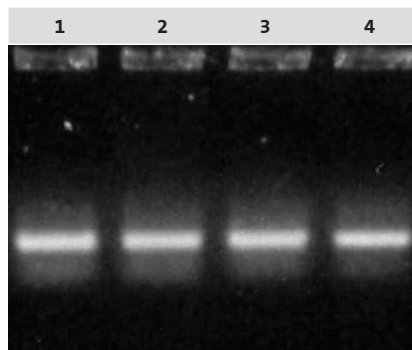
- ▶ Sanger sequencing
- ▶ Next Generation sequencing

The AxyPrep MAG PCR Normalizer Kit utilizes a paramagnetic beads-based purification system for post PCR clean-up. AxyPrep MAG PCR Normalizer beads have limited binding surface, therefore by limiting the amount of beads added in a given purification reaction, pre-defined amount of DNA can be isolated based on customers need. PCR normalization is accomplished during this purification process so that additional DNA quantification and dilution are not necessary. Time, labor, and reagent cost are greatly saved with the AxyPrep MAG unique normalization purification chemistry, therefore efficiently streamlining genomics downstream applications. The protocol mainly consists of binding, washing, and elution steps, and it can be performed directly in the thermal cycling plate and requires no centrifugation or filtration. The process can be automated with walk away solution for high throughput applications.

- ▶ Dual action: Normalization and post PCR clean-up enables significant reduction in processing and faster turnaround times
- ▶ Scalable: Tube, 96 and 384 well plate formats
- ▶ Manual and automation-compatible protocol
- ▶ Compatible with several downstream applications
- ▶ No centrifugation or filtration required



Dual action: Post PCR product normalization and clean-up. Regardless of the post PCR product volume or concentration added to the AxyPrep MAG PCR Normalizer, the output would be a normalized PCR product to the desired concentration without primer dimer, free dNTPs, or salts carry over.



Gel image of various PCR product volumes from a 50 µL PCR reaction treated with AxyPrep MAG PCR Normalizer. Regardless of PCR input, a similar amount of PCR Fragment is recovered.

Lane 1	5 µL PCR product
Lane 2	10 µL PCR product
Lane 3	15 µL PCR product
Lane 4	20 µL PCR product

Magnetic Beads Kits	Kit Size	Cat. No.
AxyPrep MAG PCR Normalizer Kit, 5 mL	96 preps	MAG-PCR-NM-5
AxyPrep MAG PCR Normalizer Kit, 50 mL	384 preps	MAG-PCR-NM-50
AxyPrep MAG PCR Normalizer Kit, 250 mL	1920 preps	MAG-PCR-NM-250

Axygen® AxyPrep MAG DyeClean Up Kit



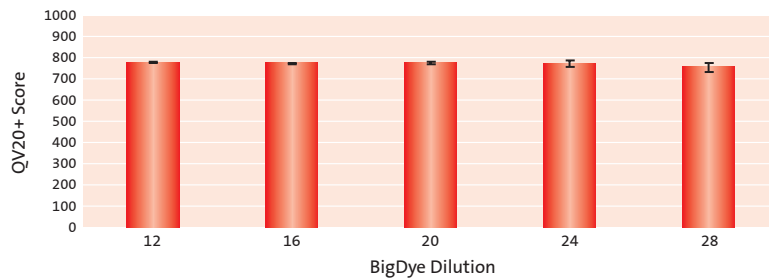
Applications

- ▶ Sanger sequencing

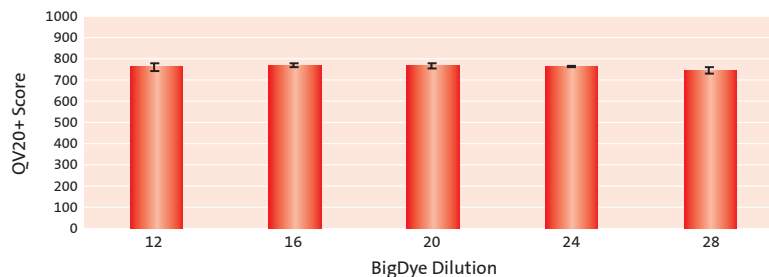
Excess dye terminator clean-up is an essential step prior to sequencing. The carry over of excess dye into sequencing results in dye blobs, which leads to overwhelming noise and failed calls of sequenced bases and potentially leading to the failure of the sequencing run. AxyPrep MAG DyeClean utilizes a unique paramagnetic bead-based sequencing purification system optimized for the clean-up of excess dye terminator post sequencing reaction in Sanger sequencing. The protocol mainly consists of binding, washing and elution steps, and can be performed directly in the thermal cycling plate and requires no centrifugation or filtration.

- ▶ Saving time and money: Significant BigDye savings without incurring extra cost and processing time with the unneeded BigDye signal enhancer buffer, while maintaining high QV20+ scores
- ▶ High signal to noise ratio resulting in long reads and high QV20+ scores
- ▶ Suitable for the clean-up of sequencing reaction of different Sanger sequencing based platforms – ABI® Prism 3730, 3730xl, 3700, 3130, 31030xl, and 3100 – GE Healthcare MegaBACE
- ▶ Simple and easy sequencing reaction clean-up process: 25 minutes/96 samples
- ▶ No centrifugation or filtration required

QV20+ Scores Achieved Post Sequencing Reaction Clean-Up with AxyPrep MAG DyeClean



QV20+ Scores Achieved Post Sequencing Reaction Clean-Up with AxyPrep MAG DyeClean and BigDye Signal Enhancer Buffer




Savings Achieved On BigDye Without The Need For A Signal Enhancer While Maintaining High QV20+ Scores.

The QV20+ scores achieved indicates that there is no need for the use of the BigDye Signal Enhancer buffer (MCLab) when AxyPrep MAG DyeClean is utilized for the post sequencing reaction clean-up. Sequencing reactions were performed with plasmid and primer provided in the BigDye v3.1 kit. The sequencing reactions contained 250 ng of pGEM 3Zf(+) control plasmid, 3.2 pmol of M13(-21) primer and the indicated amount of BigDye v3.1 in a final volume of 10 µL. The samples were processed on ABI 3730xl.

Magnetic Beads Kits	Kit Size	Cat. No.
AxyPrep MAG PCR DyeClean Kit, 5 mL	500 preps	MAG-DYECL-5
AxyPrep MAG PCR DyeClean Kit, 50 mL	5000 preps	MAG-DYECL-50
AxyPrep MAG PCR DyeClean Kit, 250 mL	25000 preps	MAG-DYECL-250

Axygen® AxyPrep MAG FragmentSelect-I Kit

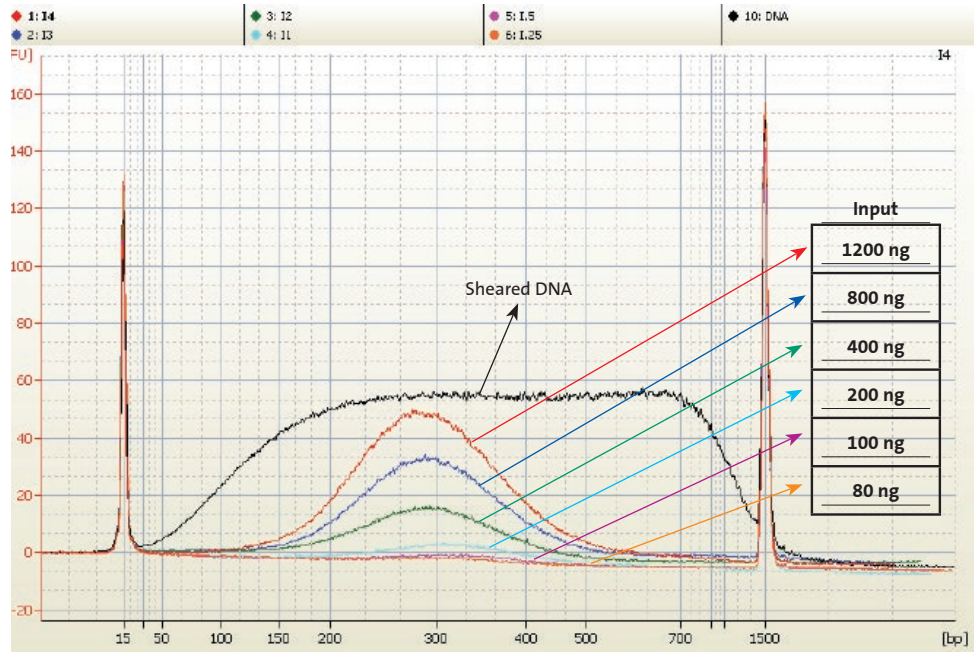


Applications

- ▶ Illumina® Next Generation sequencing
- ▶ Life Technologies (SOLiD) fragment size selection
- ▶ Library construction

Post DNA shearing, the library construction process for next generation sequencing mostly requires fragment selection regardless of the platform. Obtaining high recovery post fragment selection is becoming an important contributor for the reduction of sequencing bias. The AxyPrep MAG FragmentSelect-I Kit is optimized for Illumina next generation sequencing platforms and Life Technologies™ (SOLiD™) fragment size selection needs in the Roche/454's DNA Genome sequencer library construction workflow. The AxyPrep MAG FragmentSelect-I Kit utilizes a unique paramagnetic bead technology for quick high-throughput optimized DNA size selection suitable for various next generation sequencing platforms.

- ▶ AxyPrep MAG FragmentSelect-I Kit optimized fragment selection chemistries for Illumina and SOLiD
- ▶ Versatile and flexible sequential fragment size selection: No gels needed
- ▶ Efficient removal of primer-dimers: No need for further clean-up steps
- ▶ Manual and automation-compatible
- ▶ Scalable: Tube, 96 and 384 well plate formats
- ▶ No centrifugation or filtration required



Consistently High Amplicon Recovery. The effect of concentration of input DNA on fragment selection measured by Agilent® BioAnalyzer on a High Sensitivity DNA chip.

Magnetic Beads Kits	Kit Size	Cat. No.
AxyPrep MAG FragmentSelect-I Kit, 5 mL	4 preps	MAG-FRAG-I-5
AxyPrep MAG FragmentSelect-I Kit, 50 mL	380 preps	MAG-FRAG-I-50
AxyPrep MAG FragmentSelect-I Kit, 250 mL	1900 preps	MAG-FRAG-I-250

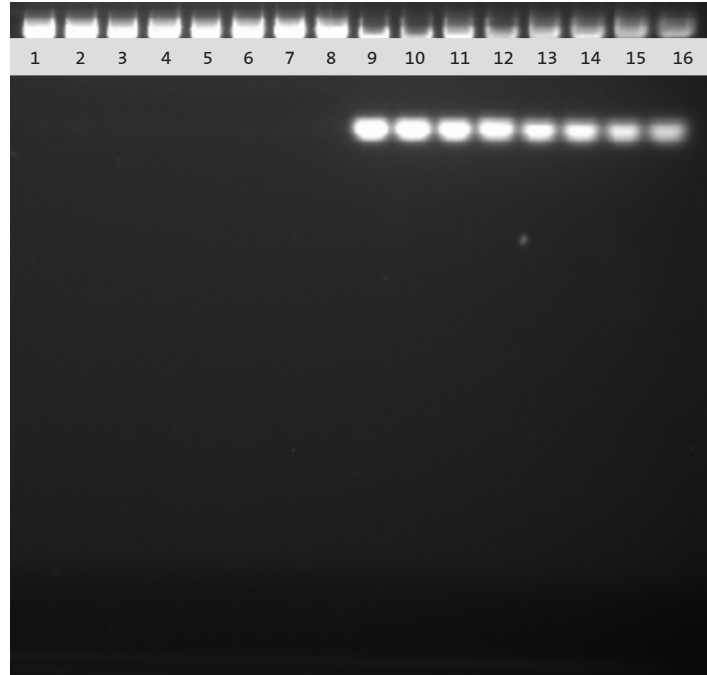
Axygen® AxyPrep MAG Plasmid Kit



The AxyPrep MAG Plasmid purification kit utilizes a magnetic beads-based technology for high-throughput purification of plasmid DNA from *Escherichia coli* cells. AxyPrep MAG Plasmid Kit can also be used with fosmid and BAC vector-based constructs ranging from 5 Kb to 150 Kb. The system consists of steps of pelleting cells, resuspension, lysis, neutralization, DNA binding, ethanol washing, and plasmid elution. The protocol is automation-compatible.

Applications

- ▶ Fluorescent DNA sequencing
- ▶ Transformation
- ▶ DNA sequencing (including capillary electrophoresis)
- ▶ PCR amplification
- ▶ Restriction enzyme digestion




RNA contamination causes inaccurate plasmid yields. No RNA contamination is visible with the AxyPrep MAG Plasmid Kit when compared to the competition.

Different size plasmid purified with the AxyPrep MAG Plasmid Kit. 1% TBE agarose Gel run at 120 V for 12 minutes. 5 µL loaded on agarose gels. Elution volume = 40 µL, Plasmid Size: 6K

Lane 1-8	Axygen	800 µL of 2xYT
Lane 9-16	Competitor	800 µL of 2xYT

Magnetic Beads Kits	Kit Size	Cat. No.
AxyPrep MAG Plasmid Kit, Small	96 preps	MAG-P-S
AxyPrep MAG Plasmid Kit, Medium	384 preps	MAG-P-M

Axygen® AxyPrep MAG Tissue-Blood gDNA Kit



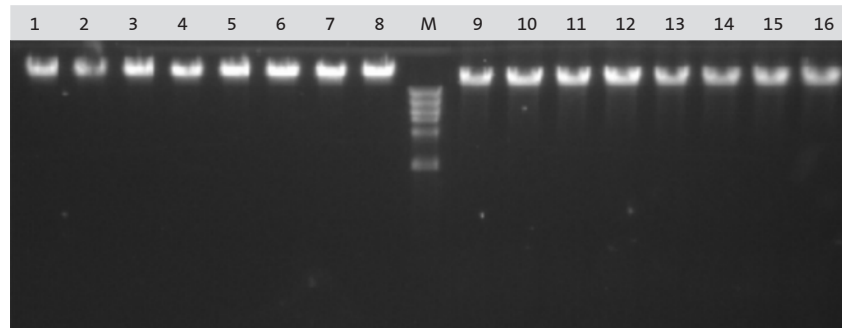
Applications

- ▶ Restriction enzyme digestion
- ▶ DNA sequencing
- ▶ Genotyping
- ▶ PCR amplification

One Kit for Multiple Sample Types


The AxyPrep MAG Tissue-Blood gDNA Kit utilizes a magnetic beads-based technology to isolate genomic DNA from rodent tail tissues. This protocol provides instruction to extract gDNA from fresh or frozen rodent tails. The protocol is performed in 96 well format and 1.5 mL tubes. Purification begins by the addition of lysis buffer, and Proteinase K to rupture cell membranes and digest protein. Genomic DNA is then immobilized on magnetic particles by the addition of a magnetic binding reagent. This differential binding allows the gDNA to be easily separated from contaminants using a magnetic field. Contaminants can then be rinsed away using a simple washing procedure.

- ▶ Expanded protocol for animal tissue, cultured cells, buccal swabs, and blood



DNA tissue from chicken liver purified with the AxyPrep MAG Tissue and Blood gDNA Kit. 1% Gel run at 130 V for 10 minutes. 5 μ L DNA Solution used in each gel well. Elution volume = 200 μ L

Lane 1-8	Axygen	10 mg of fresh chicken liver
M	Axygen 1 Kb DNA Ladder	
Lane 9-16	Competitor	10 mg of fresh chicken liver



Human Whole Blood stored in EDTA purified with the AxyPrep MAG Tissue and Blood gDNA Kit. 1% Gel run for 15 minutes. For the Competitor, 200 μ L Elution Buffer used and 10 μ L DNA solution used for each well. For Axygen, 100 μ L Elution Buffer used, and 5 μ L DNA solution used for each well.

Lane 1-8	Axygen	200 μ L Human whole blood stored in EDTA
M	Axygen 1 Kb DNA Ladder	
Lane 9-16	Competitor	200 μ L Human whole blood stored in EDTA

Magnetic Beads Kits	Kit Size	Cat. No.
AxyPrep MAG Tissue -Blood gDNA Kit, Small	96 preps	MAG-T-GDNA-S
AxyPrep MAG Tissue - Blood gDNA Kit, Medium	384 preps	MAG-T-GDNA-M
AxyPrep MAG Tissue - Blood gDNA Kit, Large	3840 preps	MAG-T-GDNA-L

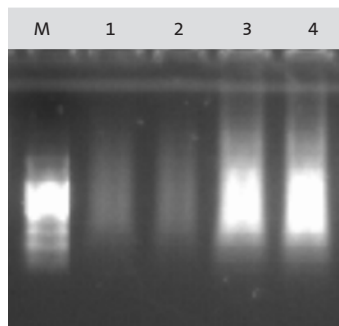
Axygen® AxyPrep MAG FFPE (DNA-RNA-miRNA) Kit



The AxyPrep MAG FFPE nucleic acid purification kit utilizes a magnetic beads-based technology to isolate nucleic acids (both DNA and RNA) from a maximum input of 10 mg of formalin-fixed, paraffin-embedded tissue. The protocol can be performed in both 96 well plate (manually and automated) and in 1.5 mL tubes. Nucleic acid extraction begins with the addition of a reagent that melts paraffin and de-crosslinks nucleic acids. Proteinase K is then added to complete tissue digestion and inactivate nucleases. Next, binding buffer is added to facilitate immobilization of the nucleic acids to the surface of paramagnetic beads. The contaminants are washed away using a simple washing step.

Applications

- ▶ DNA sequencing
- ▶ Gene expression
- ▶ Genotyping



5 μ L DNA Solution was loaded into each well, Elution Volume = 40 μ L

M	Axygen 1 Kb DNA Ladder
Lane 1,2	Competitor
Lane 3,4	Axygen

Magnetic Beads Kits	Kit Size	Cat. No.
AxyPrep MAG FFPE (DNA-RNA-miRNA), Medium	96 preps	MAG-FFPE-M
AxyPrep MAG FFPE (DNA-RNA-miRNA), Large	384 preps	MAG-FFPE-L

Axygen® IMAG™ Handheld Magnetic Beads Separation Devices



The use of magnetic separation devices (MSDs) are essential in any paramagnetic beads-based purification process. Traditionally, MSDs are not optimized for manual use and most require electrically powered liquid handling systems. IMAG MSDs are available in tube or microplate format and are designed to simplify the manual processing of magnetic bead separations, including nucleic acid purification and clean-up, cell based assays, and antibody and protein purifications.

- ▶ IMAG MSDs accommodate single tube or 96 well microplate formats
- ▶ Fast separation time
 - Strong magnets enable less than 30 second separation times
 - Holds tubes or microplate enabling fast wash steps
- ▶ Manual operation enables low or high throughput

Applications

- ▶ Nucleic acid purification and clean-up
- ▶ Cell based assays
- ▶ Antibody and protein purifications

IMAG-96P: Separation of magnetic beads in microplate format



10 seconds after separation process



20 seconds after separation process



30 seconds after separation process

IMAG-12T: Separation of magnetic beads in tube format



10 seconds after separation process



20 seconds after separation process

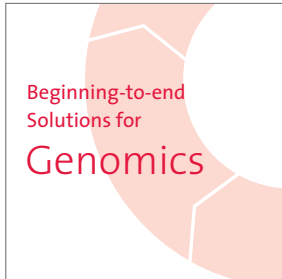


30 seconds after separation process

Hand-held Magnetic Beads Separation Devices	Packaging	Cat. No.
IMAG magnetic hand-held device for screw cap tubes	1 unit	IMAG-12T
IMAG universal magnetic hand-held device for PCR and 96 well plates	1 unit	IMAG-96P

Compatibility Chart

Axygen® AxyPrep MAG Kit	Use It To	Applications
AxyPrep MAG DNA Concentrate	Concentrate purified DNA from diluted eluate	Sanger and Next Generation (NGS) Sequencing
AxyPrep MAG DyeClean	Efficiently remove primer-dimers from PCR amplicons	Sanger and NGS, Post PCR clean-up
AxyPrep MAG FFPE (DNA-RNA-miRNA)	Extract nucleic acids from low amounts of sample	Diagnostics development, sequencing, qPCR
AxyPrep MAG FragmentSelect-I	Clean and select desired DNA fragments from 150 bp to 1 kb	NGS on Illumina® and Ion Torrent®, library construction
AxyPrep MAG PCR Clean-Up	Clean-up PCR amplicons	Sanger and NGS, genotyping, SNP, cloning
AxyPrep MAG PCR Normalizer	Avoid quantification by normalization	NGS
AxyPrep MAG Plant gDNA	Extract gDNA from plant tissues	Sanger and NGS, genotyping, SNP, qPCR
AxyPrep MAG Plasmid	Extract plasmid DNA from bacteria	Sanger and NGS, PCR amplification, restriction enzyme digestion
AxyPrep MAG Soil, Stool and Water DNA	Extract DNA from soil, stool, and water samples	Sanger and NGS, genotyping, SNP, qPCR
AxyPrep MAG Tissue-Blood gDNA	Extract gDNA from blood and mammalian tissues	Sanger and NGS, genotyping, SNP, qPCR
AxyPrep MAG Viral Nucleic Acid	Extract nucleic acid from RNA/DNA samples	Sanger and NGS, genotyping, SNP, qPCR



www.corning.com/lifesciences/solutions

In our continuous efforts to improve efficiencies and develop new tools and technologies for life science researchers, we have scientists working in Corning R&D labs doing what you do every day, across the globe. From collection to analysis, our technical experts understand your challenges and your need for simplified, efficient, low- to high-throughput genomics processes.

A combination of global manufacturing expertise, extensive use of in-house automation, an unsurpassed commitment to product innovation and a thorough understanding of your processes enables Corning to offer a beginning-to-end portfolio of high-quality, reliable consumables and reagents for genomics applications.

Warranty/Disclaimer: Unless otherwise specified, all products are for research use only. Not intended for use in diagnostic or therapeutic procedures. Not for use in humans. Corning Life Sciences makes no claims regarding the performance of these products for clinical or diagnostic applications.

For additional Axygen product or distributor information, please e-mail us at CLSCustServ@Corning.com, visit our website at www.corning.com/lifesciences/axygen or call 1.800.492.1110. Outside the United States, call 978.442.2200.

For Axygen technical information, please e-mail us at AxgSupport@Corning.com or call 1.800.429.9436. Outside the United States, call 510.494.8900.

Corning Incorporated
Life Sciences

836 North St.
Building 300, Suite 3401
Tewksbury, MA 01876
t 800.492.1110
t 978.442.2200
f 978.442.2476
www.corning.com/lifesciences

CORNING | **FALCON** | **AXYGEN** | **GOSELIN** | **PYREX**

For a listing of trademarks, visit us at www.corning.com/lifesciences/trademarks. All other trademarks are the property of their respective owners.