

LUNA™ Cell Counting Slides

L12001 (1 box of 50 slides)
L12002 (10 boxes of 50 slides)
L12003 (20 boxes of 50 slides)

Storage

Room temperature



HEADQUARTERS

FL 3
28 Simindaero 327beon-gil, Dongan-gu
Anyang-si, Gyeonggi-do 14055
South Korea

Tel: +82 (31) 478-4185

USA

7700 Little River Turnpike STE 207
Annandale, VA 22003
USA

Tel: +1 (703) 622-4660, +1 (703) 942-8867

EUROPE

1 allée Lavoisier 59650 Villeneuve d'Ascq
France

Tel: +33 (0)3 74 09 44 35

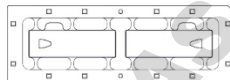
www.logosbio.com

LBSM-RD-PI-L2-001 Rev.1

Product Description

Materials	PS
Dimensions (W x D x H)	75 mm x 25 mm x 2.3 mm
Number of chamber	2 chambers
Chamber volume	10 μ L

LUNA™ Cell Counting Slides are individually packaged disposable slides used with the LUNA™ cell counter family specifically for bright field cell counting.

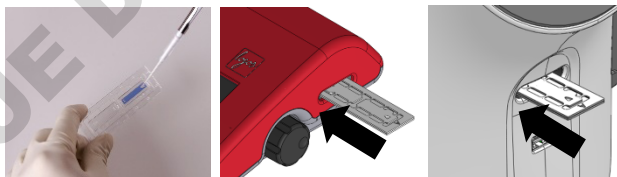


Compatible with:

- LUNA™ Automated Cell Counter
- LUNA-II™ Automated Cell Counter
- LUNA-II YFT™ Automated Yeast Cell Counter
- LUNA-FL™ Dual Fluorescence Cell Counter
- LUNA-STEM™ Automated Fluorescence Cell Counter
- LUNA-FX7™ Automated Cell Counter

Directions for Use

1. Prepare sample to count with or without staining dye.
2. Tear off the top of the wrapping and take out the slide.
3. Load 10 μ L of sample to one side chamber.
4. Apply the slide to a compatible LUNA™ counter.
5. There are two-chambers for two tests.



Product Care

- ! Do not press down a slide with or without wrapping.
- ! When handling, hold the edges of the wrapping, not the slide itself.
- ! Widen the opening and gently remove the slide to prevent possible scratches.
- ! Avoid fingerprints on the chamber area.
- ! Do not load any solvents buffer for counting.

Disclaimer

This product is for research use only.
Please consult the material safety data sheet for information regarding hazards and safe handling practices.

Additional information is available on our website www.logosbio.com.
© Aligned Genetics, Inc. 2021. All rights reserved.

LUNA™ Cell Counting Slides

L12001 (1 box of 50 slides)
L12002 (10 boxes of 50 slides)
L12003 (20 boxes of 50 slides)

Storage

Room temperature



HEADQUARTERS

FL 3
28 Simindaero 327beon-gil, Dongan-gu
Anyang-si, Gyeonggi-do 14055
South Korea

Tel: +82 (31) 478-4185

USA

7700 Little River Turnpike STE 207
Annandale, VA 22003
USA

Tel: +1 (703) 622-4660, +1 (703) 942-8867

EUROPE

1 allée Lavoisier 59650 Villeneuve d'Ascq
France

Tel: +33 (0)3 74 09 44 35

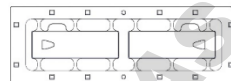
www.logosbio.com

LBSM-RD-PI-L2-001 Rev.1

Product Description

Materials	PS
Dimensions (W x D x H)	75 mm x 25 mm x 2.3 mm
Number of chamber	2 chambers
Chamber volume	10 μ L

LUNA™ Cell Counting Slides are individually packaged disposable slides used with the LUNA™ cell counter family specifically for bright field cell counting.

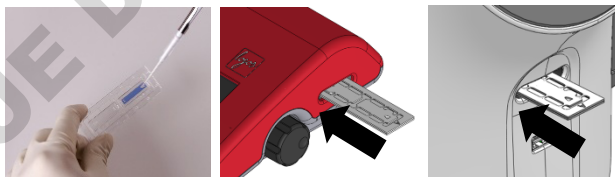


Compatible with:

- LUNA™ Automated Cell Counter
- LUNA-II™ Automated Cell Counter
- LUNA-II YFT™ Automated Yeast Cell Counter
- LUNA-FL™ Dual Fluorescence Cell Counter
- LUNA-STEM™ Automated Fluorescence Cell Counter
- LUNA-FX7™ Automated Cell Counter

Directions for Use

6. Prepare sample to count with or without staining dye.
7. Tear off the top of the wrapping and take out the slide.
8. Load 10 μ L of sample to one side chamber.
9. Apply the slide to a compatible LUNA™ counter.
10. There are two-chambers for two tests.



Product Care

- ! Do not press down a slide with or without wrapping.
- ! When handling, hold the edges of the wrapping, not the slide itself.
- ! Widen the opening and gently remove the slide to prevent possible scratches.
- ! Avoid fingerprints on the chamber area.
- ! Do not load any solvents buffer for counting.

Disclaimer

This product is for research use only.
Please consult the material safety data sheet for information regarding hazards and safe handling practices.

Additional information is available on our website www.logosbio.com.
© Aligned Genetics, Inc. 2021. All rights reserved.