



Isothermal Fluorescence PCR

Gene-8C/Gene-8C2

Allsheng



Hangzhou Allsheng Instruments Co., Ltd.

Building 1&2, Zheheng Science Park, Zhuantang Town, Hangzhou City, China

310024

(0086)-571-88948289 88802738 81958906 87205575

(0086)-571-88948289 87205673

info@allsheng.com sales@allsheng.com

www.allsheng.com www.allsheng.com.cn

First Print in August 2019



Hangzhou Allsheng Instruments Co., Ltd.

Isothermal Fluorescence PCR

Gene-8C/Gene-8C2

Allsheng Isothermal Fluorescence PCR is mainly used for sample isothermal amplification and Fluorescence real-time detection, it widely used in rapid detection of pathogenic microorganisms(including viruses, bacteria, mycoplasma fungi and parasites etc.), sanitary inspection of foodstuffs and environmental monitoring, meanwhile, it also can be used in sex identification of animal embryos, as well as genetically modified food(GMF) detection. User-friendly operation system can make results directly interpreted, APP mobile software makes real-time detection come true while the built-in battery design makes the outdoor use possible.

Features

Easy operation

1. The negative and positive results are directly interpreted without any other calculations.
2. With 7 inch touchscreen, stand-alone operations like settings, detection, interpretation and save are available, no need connecting computer.
3. User-friendly software with two-channel fluorescence detection to match with different requirements of kits.

Convenient for outdoors portability

1. Small size with rechargeable batteries makes detection real-time anywhere.
2. Portable test box which is easy equip with other instruments to improve the efficiency of the experiment.

More reliable results

1. Side light detection system which makes minimum detection of 20ul reaction volume possible.
2. Accurate temperature control, temperature difference between wells less than 0.15°C, the temperature control accuracy can reach to 0.1°C .
3. Real-time monitoring of fluorescence signal which avoiding subjective error caused by manual interpretation.

Smart system

1. Apart from embedded software, mobile APP and PC software are also available.
2. Real-time data transmission by mobile APP.
3. Data statistic function can record experimental parameters and original data, easy for retrospect.

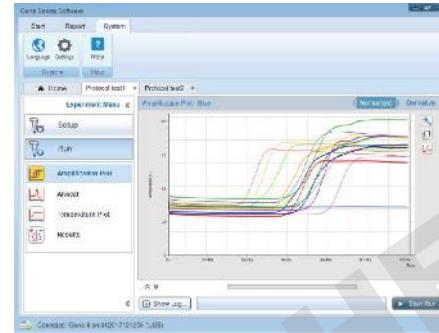
Isothermal Amplification Technology

Isothermal Amplification Technology is a new technology of Nucleic Acid Isothermal Amplification(NAIA) after PCR technology. Compared with traditional PCR technology, it simplifies instruments and greatly reduces reaction time, therefore, it has great application value and becomes a new favourite molecular diagnosis industry.

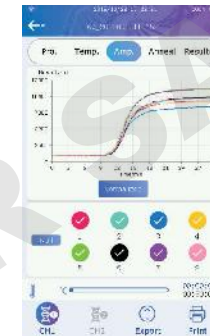


Gene-8C/Gene-8C2

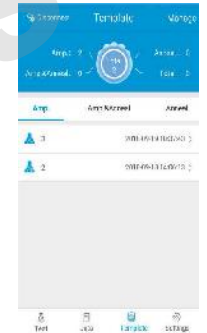
Operation Interface



PC software



Embedded software



Mobile APP

Specification

Model	Gene-8C	Gene-8C2	
Sample plate	Sample size	8-well	
	Arrangement mode	1×8	
	Type	0.2 flat/dome single tube & 8*0.2 strip tube	
	Sample volume	20-100ul (Recommendation: 25-30ul)	
Temperature control	Dye	FAM/SYBR Green I, HEX/VIC/JOE etc.	
	Temp. Range (°C)	Ambient -99°C	
	Max heating speed (°C)	2°C/s	
	Max cooling speed (°C)	2°C/s	
	Temp. Uniformity (°C)	±0.15°C	
	Temp. Deviation(°C)	±0.1°C	
	Temp. Control accuracy(°C)	0.1°C	
Light path	Heating lid function	Yes	
	Channel	Single-channel	Two-channel
	Excitation wavelength	F1: 470/30nm	F1: 470/30nm, F2: 590/20nm
	Detection wavelength	F1: 525/20nm	F1: 525/20nm, F2: 630/20nm
Software & Features	Excitation light source	LED	
	Detection mode	Real-time fluorescent signal detection	
	Data analysis	Positive or negative can be interpreted directly according to the sample tested.	
	Result display	1. Positive/Negative 2. Peak time 3. Anneal Tm value	
Power supply	Interpretation method	1. Interpreted by Amplification Plot 2. Interpreted by instrument automatically	
	Display	7 inch touch screen	
	Software	Embedded software, Mobile APP, PC software(Android System)	
	Input power	100-240V, 50-60Hz	
Power supply	Rated voltage	12V, 4A	
	Power	40W	
	Storage battery	Chargeable battery (optional)	