

---

**Biopsy**

› Biopsy punches

› Curettes

› Razors

---



---

Biopsy punches and curettes enable biopsies to be taken with greater precision and minimal tissue trauma.

[www.pfmmedical.com](http://www.pfmmedical.com)

---



## Precision instruments to carry out optimal skin biopsies.

### General Benefits

---

#### Outstanding quality

The stainless steel blade is ultra sharp as a result of precision micro polishing technology.

#### Ready to use

The ready-to-use, sterile, disposal punch makes sharpening and sterilising unnecessary.

#### Safety and control

The ribbed handle ensures a secure grip and optimal control during the biopsy. The size information on each punch ensures easy identification.

### Background

---

**Biopsies** have a very important role in medical diagnostics. Despite new diagnostic imaging technologies and serological verification procedures, histopathological tissue assessment remains the “Golden Standard”.

### Application

---

A biopsy using a **biopsy punch** is typically performed under local anaesthetics; the skin is stretched perpendicularly to the lines of least skin tension. Once the skin relaxes after the biopsy is performed, an elliptical-shaped wound remains which is oriented in the same direction as the lines of least skin tension.

Scissors are used to cut the specimen free at a level below the dermis. Small punch biopsy defects do not require suturing, while larger wounds (4 mm and up) should be closed to reduce healing time and scarring.

The biopsy punch is held vertically over the skin. The Punch is pressed down into the lesion then rotated in a downward direction, while applying moderate pressure, cutting into the subcutaneous fat. The user's technique determines the depth of the sample. After the removal of the biopsy punch the specimen is gently lifted with a needle to avoid any crushing.

When using smaller sized Biopsy punches (up to 4mm) the specimen could remain in the cylinder of the punch and has to be removed from there using scissors or a needle.

## Standard biopsy punches

The Standard biopsy punches make it possible to perform skin biopsies in various locations with great precision and minimal tissue trauma.

### View



### Benefits

#### Optimal results

The Biopsy Punch guarantees the highest quality due to the stainless steel blade with micro-grinding finish. It allows a representative cross-section with sufficient depth and width through the entire cutis.

#### User friendly

The size indication on each biopsy ensures an easy identification.

#### Ready to use

Each Punch is individually sterile packed and ready to use.

### Ordering information

#### Standard biopsy punches

REF	Size	PU
48101	1,0 mm	20 pcs
48115	1,5 mm	20 pcs
48201	2,0 mm	20 pcs
48251	2,5 mm	20 pcs
48301	3,0 mm	20 pcs
48351	3,5 mm	20 pcs
48401	4,0 mm	20 pcs
48501	5,0 mm	20 pcs
48601	6,0 mm	20 pcs
48801	8,0 mm	20 pcs

## Biopsy punches with plunger system

The biopsy punches with plunger system not only enable a precise and gentle skin biopsy but also a simple removal of the skin sample from the punch.

### View



### Benefits

#### Optimal results

The Biopsy Punch guarantees the highest quality due to the stainless steel blade with micro-grinding finish. It allows a representative cross-section with sufficient depth and width through the entire cutis.

#### User friendly

The size indication on each biopsy ensures an easy identification.

#### Ready to use

Each punch is individually sterile packed and ready to use.

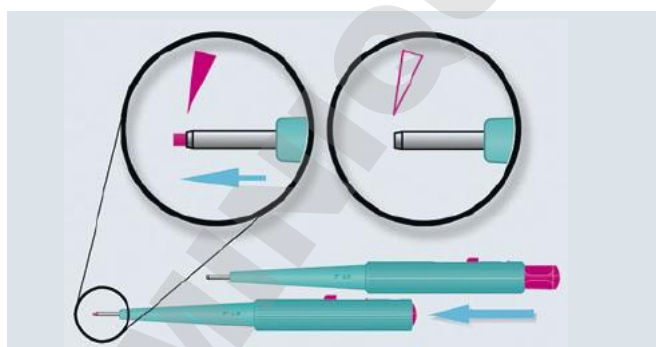
#### Easy handling

The integrated removal aid (plunger system) enables quick and easy removal of the skin sample from the biopsy punch.

#### Color coding

The Color Coding of the plunger system ensures easy identification of the punch size.

### Application



#### Removal mechanism

By activating (pressing) the coloured button on the end of the biopsy punch, the tissue sample that has been collected can be very easily and effortlessly removed from the punch. This button also enables the tissue sample to be easily transferred to a suitable container.

### Ordering information

#### Biopsy punches with plunger system

REF	Colour	Size	PU
49101	pink	1,0 mm	20 pcs
49115	yellow	1,5 mm	20 pcs
49201	red	2,0 mm	20 pcs
49301	rose	3,0 mm	20 pcs
49401	green	4,0 mm	20 pcs

## Dermal curettes

The Kai dermal curettes are suitable for curettage of basal cell carcinomas as well as warts and other benign skin neoplasms.

### View



### Benefits

#### Outstanding quality

The single-sided and extremely sharp cutting edge made from stainless steel enables optimal curettage with soft and weak tissue.

#### User friendly

The size information printed on each curette ensures safe identification.

#### Ready to use

Each curette is individually sterile packed and ready to use.

### Knowledge

The curette has a fixed place in instrumentation for dermatology, diagnostics and treatment and is also one of the most versatile instruments. For this reason it is increasingly being used in other specialties such as plastic surgery or gynaecology.

The dermal curette is to aid the removal of a superficial skin abnormality with minimal damage to the surrounding tissue. The curette is extremely sharp which ensures precise and gentle tissue removal. Their use in the treatment of superficial malignant tumours is also possible. The cutting power greatly simplifies the task compared to conventional products.

### Ordering information

#### Dermal curettes

REF	Size	PU
50102	2,0 mm	20 pcs
50103	3,0 mm	20 pcs
50104	4,0 mm	20 pcs
50105	5,0 mm	20 pcs
50107	7,0 mm	20 pcs

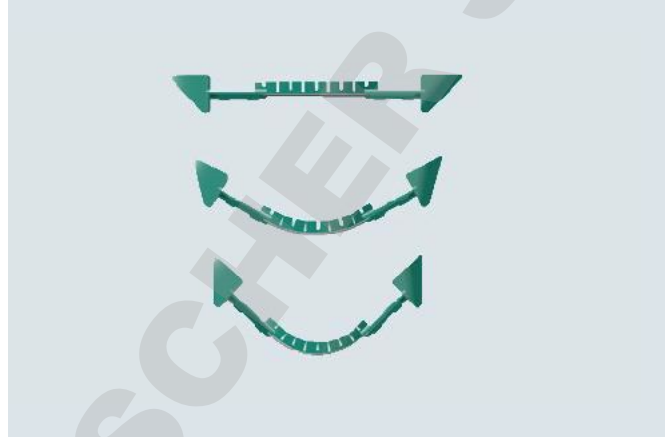
## Biopsyblade BB-01

The disposable biopsyblade is perfect for skin/tissue removal and shave biopsy.

### View



Biopsyblade BB-01



Unique slit system for optimal arch

### Benefits

#### Flexible design

The individual angular adjustment of the blade allows cutting at the optimum angle. The ultra-sharp stainless steel blade with finger protection and ergonomic design is suitable for the skin/tissue saucerization and shave biopsy.

#### Ready to use

Each Blade is individually sterile packed and ready to use.

### Ordering information


#### Biopsyblade BB-01

REF	PU
51100	100 pcs

## Double- and single-edge disposable razors

Double- and single-edge disposable razors are used for gentle and thorough preparation prior to surgical procedures.

### View



Double-edge razor



Single-edge razor

### Benefits

#### User friendly

Both razors are available either individually sterile packed or unsterile bulk. Both shavers offer a gentle and clean shave to prepare the operation field.

### Ordering information

#### Double-edge razor

REF	Model	Handle length	PU
4804000100	double-edge, non-sterile	90 mm	100 pcs
4804080101	double-edge, sterile	90 mm	50 pcs

#### Single-edge razors


REF	Model	Handle length	PU
4850000000	single-edge, non-sterile	100 mm	100 pcs
4829500101	single-edge, sterile	100 mm	100 pcs


TECHNIQUE DUTSCHER SAS

**Contact**

Should you have any questions our Customer Solutions Team is happy to advise you.

 [service@pfmmmedical.com](mailto:service@pfmmmedical.com)

 +49 (0)2236 9641-0

 +49 (0)2236 9641-51

pfm medical ag  
Wankelstraße 60  
50996 Köln  
Germany

Certified according to  
DIN EN ISO 13485

Manufacturer  
Kai Industries & Co., Ltd., 1110 Oyana, Seki-shi, Gifu, 501-3992 Japan, C€ 0197

