

## Technical Data Sheet

### FastGene® RNA Basic / Premium Kit DNase I Protocol Treatment

- Goal: Evaluation of the DNase I treatment after elution recommended in the FastGene® RNA Premium, and comparison to an on-column DNase I treatment.
- Materials:
 

FastGene® RNA Basic kit	6 Preps	Cat.No.FG-80006
	50 Preps	Cat.No.FG-80050
	250 Preps	Cat.No.FG-80250
FastGene® RNA Premium kit	6 Preps	Cat.No.FG-81006
	50 Preps	Cat.No.FG-81050
	250 Preps	Cat.No.FG-81250

#### Background

A DNase I treatment is not obligatory when using RNA purified with a silica membrane. However, for very DNA-sensitive downstream application, one of the following methods can be performed:

1. DNase I Treatment after elution: this is the standard protocol of the FastGene® RNA Premium kit
2. DNase I Treatment on column: optional protocol available

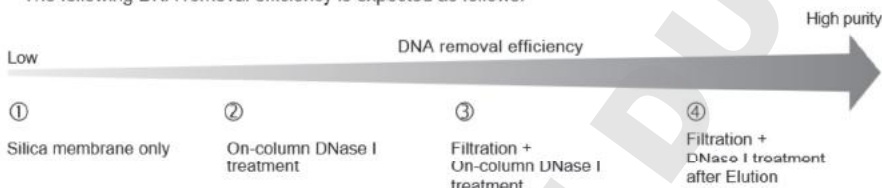
#### <DNase I treatment after elution>

In this method, impurities, such as salts, are removed during the RNA purification. This enables an enzymatic reaction in ideal conditions with high DNA removal efficiency.

#### <DNase I treatment on-column>

This method is widely used, due to its convenience. Here, the DNase I treatment is performed on column after binding the RNA to the column. This is, however, in a high-salt concentration environment, which affects the DNase I treatment efficiency. In order to avoid this, the column must be washed with adequate washing buffer. Failed removal of salts will result in a lower enzymatic activity and too low concentration of salts will cause the release of the RNA, resulting in reduced yields.

The following DNA removal efficiency is expected as follows:



Here, we present results of four different approaches to remove DNA and describe the observed efficiencies.

#### Experimental Conditions

Sample: Jurkat cell line  
 5 × 10<sup>5</sup> cells /prep  
 n=3

Evaluated points:  
 1 Yield  
 2 RIN Score  
 3 Residual genomic DNA rate

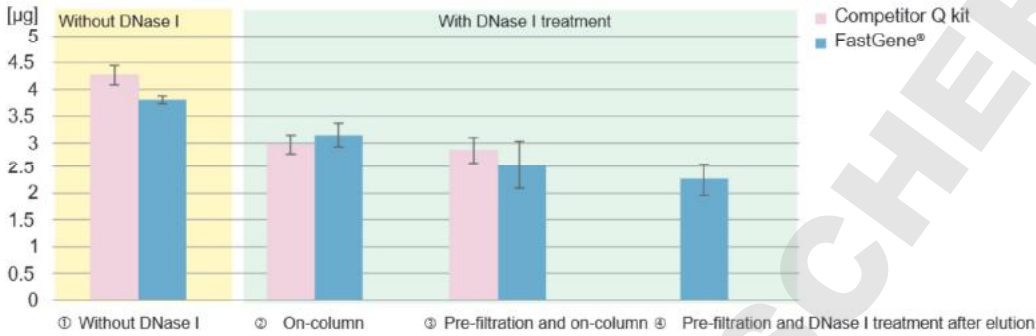
Test conditions

Kit name	DNase Treatment
FastGene® RNA Basic kit	① None
	② On -column
FastGene® RNA Premium kit	③ Filtration and on-column
	④ Filtration and after elution
Competitor Q	① None
	② On column
	③ Filtration and on-column

## Results

### Yield

Product	DNase I Treatment	Results	
		Average Yield	Stand. Dev.
FastGene® RNA Basic kit	① None	3.81	0.07
	② On -column	3.15	0.22
FastGene® RNA Premium kit	③ Filtration and on-column	2.56	0.47
	④ Filtration and after elution	2.27	0.32
Competitor Q	① None	4.26	0.18
	② On column	2.97	0.18
	③ Filtration and on-column	2.85	0.24



All kits showed similar results under similar conditions.

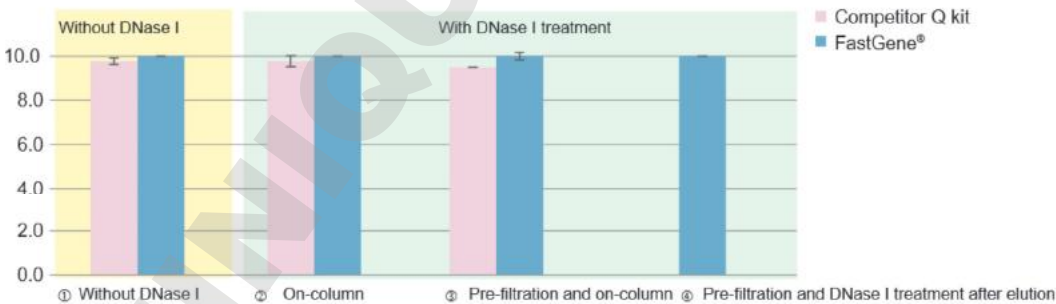
Yields were in the following order:

No DNase I treatment > On-column treatment > Filtration of sample before on-column treatment > Filtration before DNase I treatment after elution

Reason for this difference in the yield measurement could be the presence of residual genomic DNA.

### RIN Score

Product	DNase I Treatment	Results	
		Average Yield	Stand. Dev.
FastGene® RNA Basic kit	① None	10	0
	② On -column	10	0
FastGene® RNA Premium kit	③ Filtration and on-column	10	0.2
	④ Filtration and after elution	10	0
Competitor Q	① None	9.8	0.2
	② On column	9.8	0.3
	③ Filtration and on-column	9.5	0



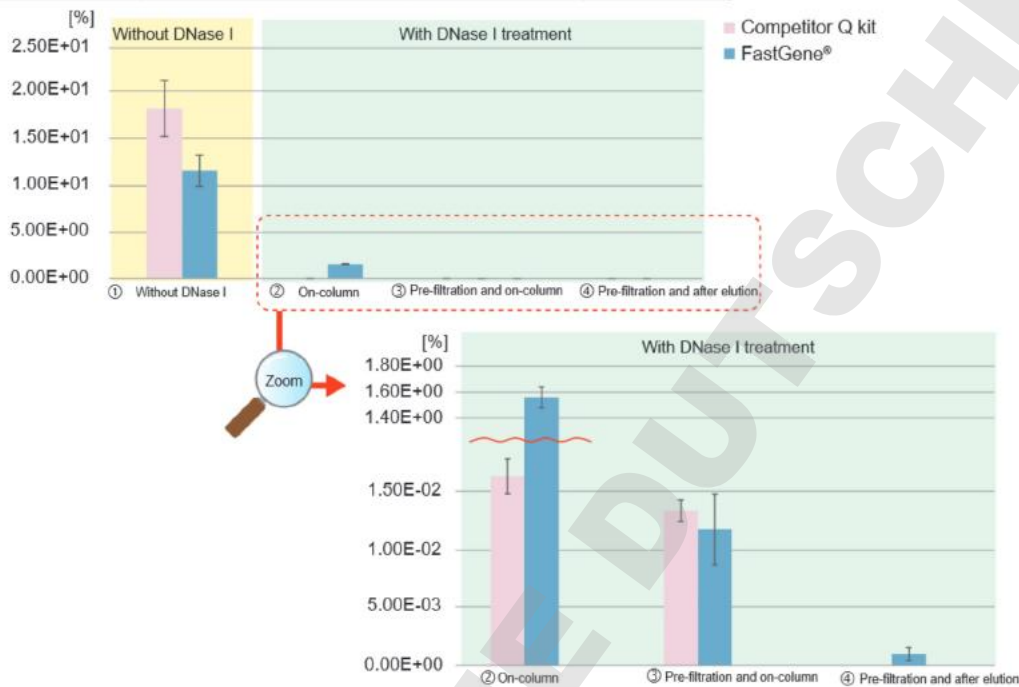
RIN score showed no difference under any condition.

## Residual genomic DNA rate

Calculation of residual genomic DNA using absorbance and real-time PCR results:

$$\text{Residual genomic DNA\%} = \frac{\text{Amount of residual genomic DNA measured by qPCR [ng]}}{\text{Amount of DNA measured by absorbance [ng]}} \times 100$$

Product	DNase I Treatment	Results	
		Average Yield	Stand. Dev.
FastGene® RNA Basic kit	① None	1.16 × 10	1.65
	② On-column	1.56	8.07 × 10 <sup>-2</sup>
FastGene® RNA Premium kit	① Filtration and on-column	1.18 × 10 <sup>-2</sup>	3.00 × 10 <sup>-3</sup>
	④ Filtration and after elution	9.74 × 10 <sup>-4</sup>	5.41 × 10 <sup>-4</sup>
Competitor Q	① None	1.82 × 10	2.98
	② On column	1.63 × 10 <sup>-2</sup>	1.47 × 10 <sup>-3</sup>
	③ Filtration and on-column	1.33 × 10 <sup>-2</sup>	9.13 × 10 <sup>-4</sup>



We can confirm the assumption stated by our company in the beginning: A DNase I treatment after elution showed the lowest amount of residual genomic DNA with a higher reproducibility, when compared to the other tested conditions

### • Summary

Based on this experiment, the following results were obtained

#### • Yield:

① Without DNase I treatment > ② On-column DNase I treatment > ③ pre-filtration + on-column DNase I treatment > ④ pre-filtration + DNase I treatment after elution

#### • RIN Score:

The same tendency under any condition

#### • Genomic DNA removal efficiency:

① Without DNase I treatment < ② On-column DNase I treatment < ③ pre-filtration + on-column DNase I treatment < ④ pre-filtration + DNase I treatment after elution

Based on these results, the "DNase I treatment after elution" is recommended for the FastGene® RNA Premium Kit, for being the most effective for genomic DNA removal.



NIPPON Genetics EUROPE

Binsfelder Straße 77, D-52351 Dueren Germany

<http://www.nippongenetics.eu>

+49 2421554960 +49 24215549611 info@nippongenetics.eu