



## Multichannel pump head

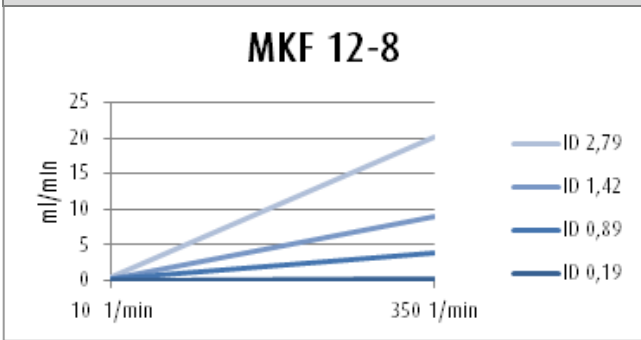
For versatile applications in the lab,  
industry and research

### Usable\* for:

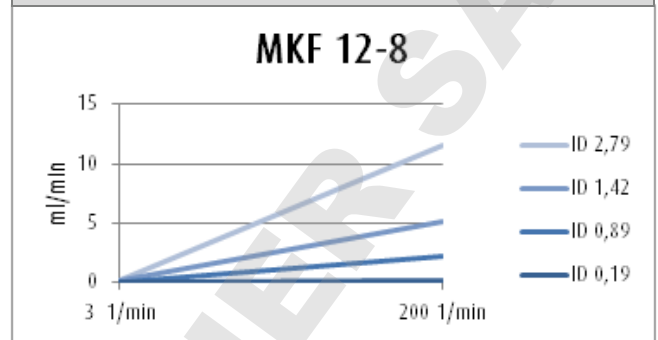
rotarus® smart	series 30 and 40
rotarus® standard	series 50 and 100
rotarus® flow	series 50 and 100
rotarus® volume	series 50 and 100
rotarus® fast	series 80

rotarus® MKF 12-8	Order No. 951 10 80 22
Characteristics	Simple tube insertion Automatic tube fixing Adjustable contact pressure
Functions	12 (configured with cassettes no. 953 12 20) With tube cassettes for stopper tubes for ID 0.19 mm – ID 2.79 mm
Rollers	8 Rulon® rollers
Gear mechanism	5:1
Housing	Polysulfon (PSU) white
Dimensions (L / W / H in mm)	250 / 110 / 110
Weight	2.51 kg
Operations temperature	0 - 40°C
Range of speeds	0.2 - 500 1/min
Head and tube detection through RFID	Yes
Flow rate** each channel	
Series 30	0.007 - 20.2 ml/min
Series 40	0.002 - 11.6 ml/min
Series 50	0.0001 - 6.5 ml/min
Series 80	0.039 - 27.2 ml/min
Series 100	0.0036 - 2.2 ml/min

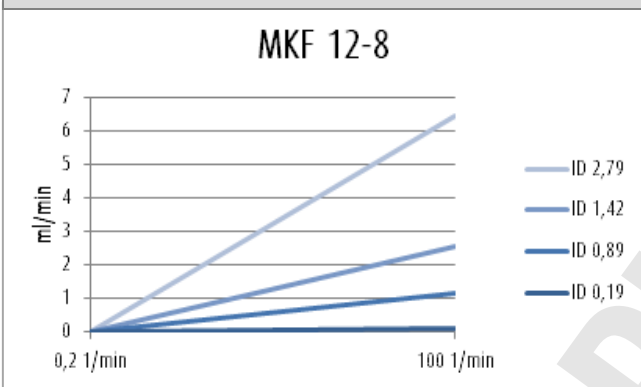
Flow rates in combination with series30



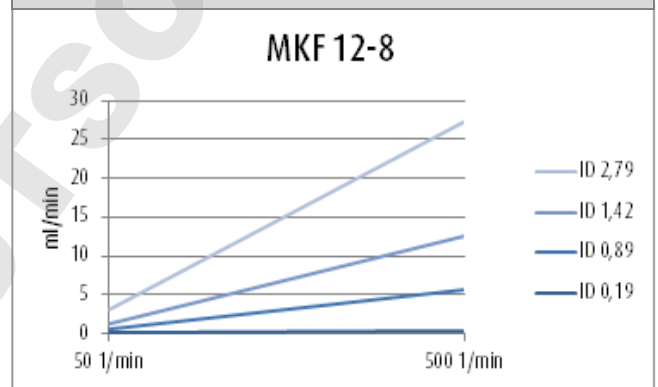
Flow rates in combination with series 40



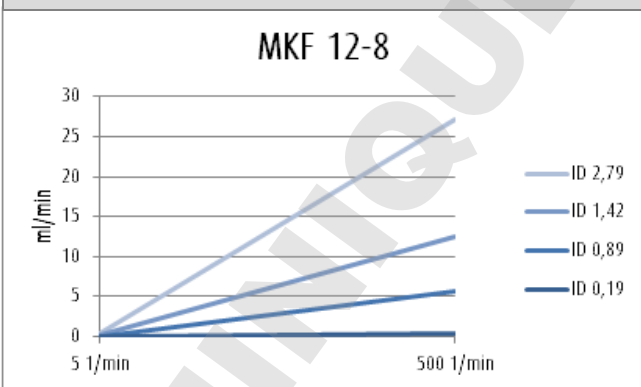
Flow rates in combination with series 50



Flow rates in combination with series 80



Flow rates in combination with series 100



\*Great suction height, great discharge head / delivery pressure, great viscosity, great particle load necessitate qualified advice.

\*\*Indicated flow rates are approximate values measured with water, at 0 meters suction lift and free outlet.