

ALLSHENG



AMR-Mini / AMR-Mini T

Microplate Reader ▶▶▶

AMR-Mini / AMR-Mini T

Microplate Reader

AMR-Mini series microplate reader is designed with compact shape and modern operating software, aiming to save space, facilitate operation and bring a new user experience.



Application

ELISAs

PNPP / ABTS /
OPD / TMB

Protein concentration detection

Bradford / BCA /
Lowry

Cell viability and proliferation

MTT / CCK8

Reporter gene

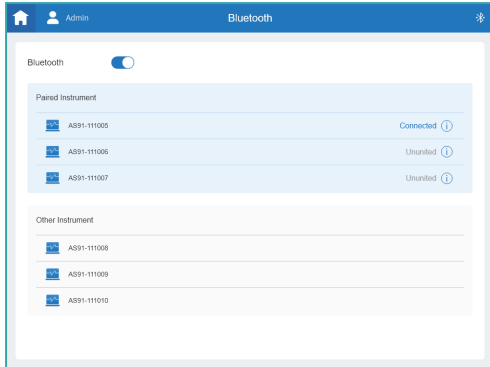
β Galactosidase

Cytotoxicity and apoptosis, etc.

Product Features

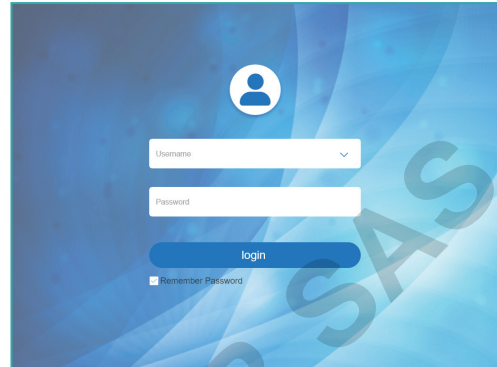
- **Small space:** About the size of two microplates, which can be measured in the modular workbench, anaerobic chamber or incubator.
- **Long life LED light source:** Energy-saving, maintenance free and low power consumption.
- **Independent removable light source and filter module:** 450/630 nm and 405/492 nm, or any wavelength can be customized.
- **Reliable data guarantee:** It has a reference optical path system to ensure stable and reliable detection data.
- **Multiple detection modes:** Can detect single wavelength, dual wavelength, kinetics, etc.
- **AMR-Mini T additional shaking and incubation function.**

Software Features



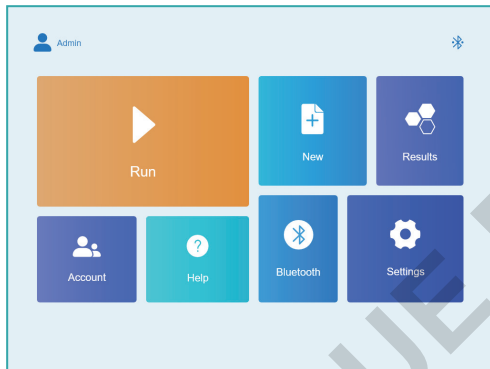
APP control

Support Bluetooth wireless and USB wired connection, can be installed in multiple Android pad computers, simple and easy to use, flexible operation.



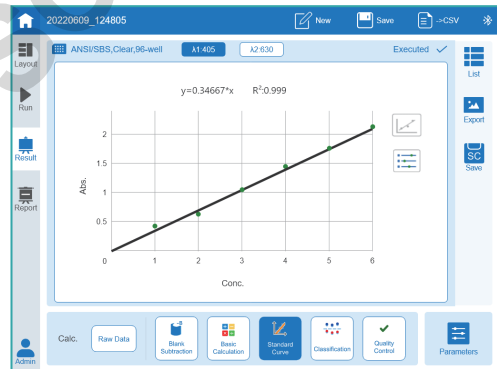
Multi-level user management

Independent accounts and passwords to keep the results confidential.



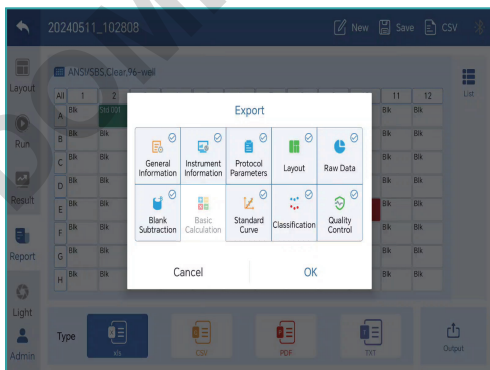
Intuitive interface display

Intuitive selection of function modes, easy to complete parameter settings.



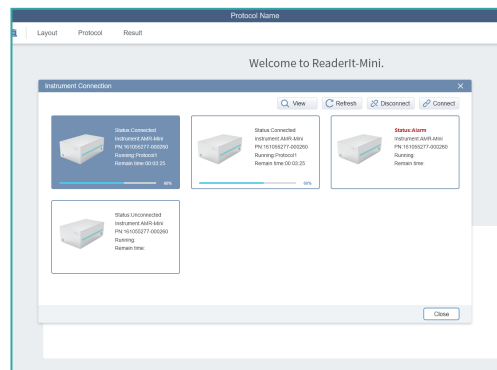
Multiple data analysis algorithms

Including blank subtraction, standard curve, qualitative and quantitative analysis, quality control, kinetics analysis, etc.



High freedom of data storage

The data can be exported via USB flash disk or stored directly in local folder.



ReaderIt-Mini computer analysis software

Can control multiple instruments at the same time to achieve central control management.

Specification

Detection type	Endpoint, kinetic
Plate type	96-well
Light source	LED×2
Detector	PD×9
Wavelength accuracy	≤±2 nm
Wavelength range	340~750 nm
Filter	450/630 nm, 405/492 nm
Measure range	0-4 Abs
Resolution	0.001 Abs
Linear	$R^2 \geq 0.995$ @ [0.0 - 3.0 Abs]
Accuracy	≤±(0.5%+0.01 Abs) @[0.0-2.0 Abs] ≤±(1.0%+0.01 Abs) @[2.0-3.0 Abs]
Repeatability	[0,3 Abs] CV ≤ 0.5%
Stability	≤0.005 Abs [0.0,2.0 Abs] ; ≤0.3% [2.0,3.0 Abs]

Measure speed	Single wavelength <15 s/96-well, Dual wavelength <28 s/96-well
Software	APP
Software interface	Chinese / English
Compatibility	Support PC software, Win7/Win10 64 bit
Transmission	Bluetooth, USB cable
Instrument port	1 type-C interface, 1 USB A-port
Power input	USB 12V 3A
Dimension (W×D×H)	135×225×89 mm (AMR-Mini) 135×245×91 mm (AMR-Mini T)
Weight	2 kg (AMR-Mini) 2.5 kg (AMR-Mini T)

AMR-Mini T

Incubation temperature	RT. +4 °C~45 °C
------------------------	-----------------

Optional Optical Filter

Optical Filter 340nm	Optical Filter 470nm	Optical Filter 532nm	Optical Filter 570nm	Optical Filter 620nm	Optical Filter 690nm
Optical Filter 380nm	Optical Filter 490nm	Optical Filter 540nm	Optical Filter 578nm	Optical Filter 630nm	Optical Filter 700nm
Optical Filter 405nm	Optical Filter 492nm	Optical Filter 546nm	Optical Filter 590nm	Optical Filter 650nm	Optical Filter 750nm
Optical Filter 415nm	Optical Filter 510nm	Optical Filter 560nm	Optical Filter 595nm	Optical Filter 646nm	
Optical Filter 450nm	Optical Filter 520nm	Optical Filter 562nm	Optical Filter 600nm	Optical Filter 663nm	

HANGZHOU ALLSHENG INSTRUMENTS CO., LTD.

Building 9 No.7 of Zhuantang Science and Technology Economic Zone,
Xihu District, Hangzhou City, 310024 Zhejiang, P.R. China

Tel: +86-571-88859758

Fax: +86-571-87205673

✉ info@allsheng.com

🌐 www.allsheng.com

