

ALLSHENG

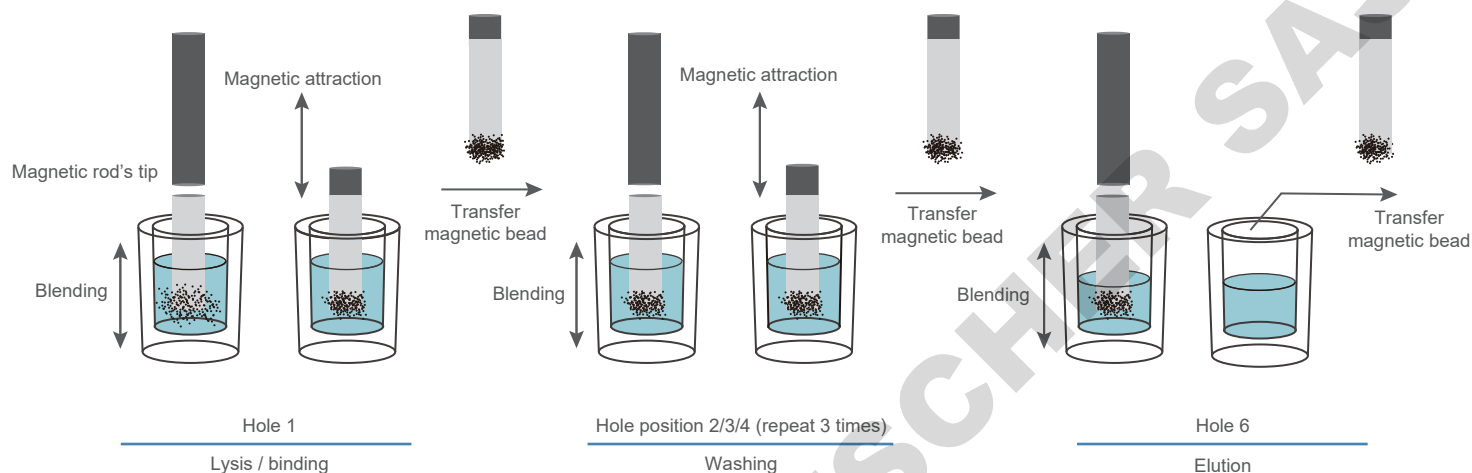
Nucleic Acid Purification System



HANGZHOU ALLSHENG INSTRUMENTS CO., LTD.

Working Principle of Auto-Pure Series

Auto-Pure series nucleic acid purification system is a device for extracting and purifying nucleic acid by magnetic bead method. It has the advantages of high automation, fast extraction, stable results, simple operation, less toxicity of reagents and more environmental protection. Nucleic acid purification system is combined with different types of magnetic bead nucleic acid extraction reagents, which can quickly extract nucleic acids from animal and plant tissues, blood, body fluids, criminal specimens and other samples. It is widely used in scientific research, disease control system, food safety, forensics medicine, clinical monitoring and other fields.



Common Applications of Nucleic Acid Extraction from Large Volume Samples

Sample type	Whole Blood	Plasma	Faeces	Sputum
Amount of sample	200 μ L~3 mL	1~3 mL	2~3 mL	1 mL Liquefied sample
Application	Used for construction of biological sample database and other applications that require a large amount of genomic DNA	Extraction of viral nucleic acid, blood screening, antenatal screening	Extraction of DNA from exfoliated cells in the stomach and intestine	Diagnosis of pulmonary tuberculosis

Note: Too many or too few samples will affect the extraction results.


Routine Volume Sample Applications

Sample type	Plant/Animal tissues	Whole Blood	Plasma	Test paper	Forensic examination materials
Amount of sample	10~20 mg/ 50~100 mg	200~300 μ L	200 μ L	400~600 μ L	400~600 μ L
DNA Extracting Volume	5~20 μ g	2~10 μ g	Very low concentration that needs to be detected by PCR directly.	Very low concentration that needs to be detected by PCR directly.	Very low concentration that needs to be detected by PCR directly.
Application	Used for the research of specific gene function, animal and plant disease etc.	Used for specific genes & function research etc.	Viral nucleic acid extraction, disease diagnosis	Viral nucleic acid extraction, disease monitor	Extract exfoliated cell genomic DNA, STR typing to identify suspects

Note: Too many or too few samples will affect the extraction results.

Auto-Pure Mini

Nucleic Acid Purification System



NEW

Specification

Throughput	1~16
Processing volume	20~1000 μ L
Consumable	8-Tip comb 96 deepwell plate/single test strip
Principle / working mode	Magnetic beads absorption and separation
Stability	CV \leq 3 %
Magnetic bead recovery rate	>95 %
Lysis temperature	RT.~120 $^{\circ}$ C
Elution temperature	RT.~120 $^{\circ}$ C
Mixing	Mixing ways can be editable
Operation interface	4.3 touch screen, 3 shortcut keys and external mouse
Program	Pre-set 6 programs, max store 100 programs
Program management	New, edit, save as, delete
Port	Standard USB, Ethernet port, WiFi
Lighting	LED
Sterilization	Fan exhaustion, UV sterilization
Dimension	20 cm \times 26 cm \times 30 cm
Weight	7 kg

Auto-Pure Mini nucleic acid purification system is featured with mini size and powerful function to meet the daily testing requirements of small labs. Supporting the use of cell phone APP to remote edit protocols, import and export data, check running log etc, make it much more convenient for users.

Features

Simple and Intelligent Operation

- Built-in lighting LED, real-time observation of the running status
- Graphical interface design makes the operation easier
- Create, edit and manage programs can be completed on one cell phone by APP

Field Experiment


- Special design of the instrument, small size, easy to carry
- Intelligent energy-saving mode for reducing the power consumption of battery supply
- External battery power supply, DC24 V/5 A can be available

High-quality Fast Extraction

- Up to 16 samples with max 1 mL/process volume per run
- Equipped with lead screw drive to achieve high precision lifting movement
- UV sterilization function to reduce the contamination of samples between different batches

Open Design, Free Editing Software

- Accurate temperature control of ambient +5 $^{\circ}$ C~120 $^{\circ}$ C
- Easy to set program with open and humanized software
- Powerful open software can match with different kinds of magnetic bead kits
- **Special single test strip mode makes single test much more cheaper**



Auto-Pure Mini Consumables



Auto-Pure Mini Single Sample Consumables



Auto-Pure Mini Code Scanner



Auto-Pure Mini External Battery Power Supply

Auto-Pure Series Nucleic Acid Purification System Selection Guide

Picture												
Model	Auto-Pure 96	Auto-Pure 48	Auto-Pure 24	Auto-Pure S32	Auto-Pure 32A	Auto-Pure 20A	Auto-Pure 20B	Auto-Pure 24D	Auto-Pure 10BS	Auto-Pure 16A	Auto-Pure 10B	Auto-Pure Mini
Maximum processing volume	1 mL	3 mL	10 mL	1 mL	1 mL	3 mL	5 mL	10 mL	5 mL	1 mL	5 mL	1 mL
Sample quantity	96	48	24	32	32	20	20	24	10	16	10	16
Consumable	96-deepwell plate and magnetic rod's tip 	3 mL tube strips and magnetic rod's tip 	10 mL kit and magnetic rod's tip 	96-deepwell plate and magnetic rod's tip 	96-deepwell plate and magnetic rod's tip 	2 mL tube strips and magnetic rod's tip 	5 mL tube strips and magnetic rod's tip 	5 mL/10 mL tube strips and magnetic rod's tip 	5 mL tube strips and magnetic rod's tip 	96-deepwell plate and magnetic rod's tip 	5 mL tube strips and magnetic rod's tip 	96-deepwell plate and magnetic rod's tip 
Note	Suitable for large sample size inspection units, third-party testing companies	It can meet the user's requirements of large sample processing volume and high throughput at the same time	Suitable for gut microbial gene pool extraction of cfDNA	Suitable for rapid extraction of animal, plant tissue, blood and other body fluid samples	Suitable for routine sample extraction of blood, animal and plant tissues	It is used to extract single sample, especially suitable for scientific research institutes	Suitable for cfDNA and nucleic acid sample library, nucleic acid super-sensitive detection	Suitable for very low nucleic acid extraction for cancer screening, prenatal diagnosis, etc.	Compact instrument design, suitable for field extraction and miniaturized laboratories	The instrument design is compact and the sample processing volume is large. With metal bath function, it can be used for sample preparation or detection	Suitable for small amount of routine sample extraction	The design of the instrument is small and the volume is only 1/3 of the common nucleic acid extraction in the market, especially suitable for field use

Auto-Pure 96 / Auto-Pure 48 / Auto-Pure 24

Nucleic Acid Purification System



Production Introduction

Auto-Pure 96 / Auto-Pure 48 / Auto-Pure 24 nucleic acid purification system adopts magnetic bead separation technology, using 96-well deep well plate and 96 magnetic rod's tip (1,000 μL reaction system); 3 mL tube strips, 48 magnetic rod's tip (3,000 μL reaction system); 10 mL tube strips, 24 magnetic rod's tip (10,000 μL reaction system). Combined with different kinds of magnetic bead nucleic acid extraction kits, it can operate 1-96 samples, 1-48 samples or 1-24 samples simultaneously and extract DNA and RNA rapidly in 30-60 minutes.

Features

Simple, Intelligent Operation

- Built-in lighting LED lights, it can observe the running status of the instrument in real time.
- The front cover can be opened for quick stop, which is convenient for reagent optimization and observation.
- Intelligent operation with self-inspection, power protection function.
- 8-plate position automatic identification design. No manual adjustment required.

Multiple Pollution Control

- Drip-proof plate design with software control magnetic beads drying mode, to prevent the liquid splashing in the experiment process.
- Disposable consumables can eliminate the cross contamination between holes and batches. It has built-in sterilization function which can do regular UV sterilization.

Reliable Structure and Stable Operation

- Adopt lead screw drive to realize lifting movement with high precision.
- Patent structure design with center rotary table which makes it occupy less area.
- Patent design for automatic loading and unloading structure of magnetic rod tip comb, which guarantee stability and liability. (Success rate > 99.99 %)

High Quality and Rapid Extraction


- Can process 96 \times 1 mL samples simultaneously.
- Auto-Pure 24 maximum sample size is 10 mL.
- It can effectively avoid the influence of human factors on the experiment.

Open software design, software can be edited freely


- RT. + 5 $^{\circ}\text{C}$ ~ 120 $^{\circ}\text{C}$, accurate temperature control.
- Single machine can do program editing.
- The software has complete functions and is suitable for all kinds of magnetic bead reagents.
- Diverse binding and magnetic absorption modes, which is conducive to reagent optimization.



With openable carbon door



Turnplate design with small occupied space and stable operation




Patent structure of magnetic rod sleeve loading and unloading, more stable and reliable

Specification

Model	Auto-Pure 96	Auto-Pure 48	Auto-Pure 24
Throughput	1~96	1~48	1~24
Process volume	50~1000 μ L	50~3000 μ L	50~10000 μ L
Consumables	96-deep well plate + 96 magnetic rod's tip	3 mL tube strips + magnetic rod's tip	10 mL tube strips + magnetic rod's tip
Working principle	Magnetic bead method, magnetic rod type / center rotary table		
Purification accuracy	100 copy sample positive rate > 95 %		
Stability	CV<5 %		
Collection efficiency	>95 %		
Lysis temp.	RT.~120 °C		
Elution temp.	RT.~120 °C		
Mixing	Mixing ways can be editable		
Operation interface	7-inch touch screen, 3 shortcut buttons and mouse is available		
Built-in program	8 groups of preset programs, 100 groups of programs can be stored		
Program management	New, edit, delete, save as		
Expansion interface	Standard USB, ethernet port and WIFI are available		
Lighting	Yes		
Sterilization	UV light		
Exhaust way	By Fan		
Data storage	Available, with built-in SD card		
Max. input power	300 W		
Dimension	56 cm×62 cm×50 cm		
Weight	54 kg		

Auto-Pure S32

Nucleic Acid Purification System



Production Introduction

Auto-pure S32 is a device for nucleic acid extraction and purification based on magnetic bead method. It can be used for fully automatic extraction and purification of DNA, RNA and protein. Through the adsorption, transfer and release of magnetic beads by magnetic rods and magnetic rod sleeve, the transfer of magnetic beads / samples is realized, and the automatic extraction and purification operation is completed. The operation is automated, fast and easy. Using special kits or 96-well plates, 1 to 32 samples can be processed at the same time.

With different types of magnetic bead and nucleic acid extraction reagents, rapid extraction of animal, plant tissue, blood and other body fluid samples can be achieved. It is mainly used for the extraction and purification of nucleic acid from human samples.

Features

Humanized Operating System

- Chinese and English interface operation, touch screen operation, and external mouse, easy to use
- Built-in lighting LED for real-time observation of operating status
- Short operation time, with different reagents, the general extraction time is 10~60 minutes / time
- Support external scanning gun, automatically identify program / sample and other information after scanning

Stable Operation, Safe and Reliable

- The instrument runs quietly and the whole machine has no vibration
- Automatic reagents and disposable consumables reduce operator exposure to harmful reagents
- Select high-quality materials and processes, low loss of magnetic beads, high yield
- Built-in UV sterilization function reduces the risk of contamination

Open Design, Flexible Extraction


- 1-32×1 mL samples can be extracted in one run
- Realize lysis heating and elution heating
- The mixing speed of 1-10 gears can be set flexibly, and the methods are more diverse

Intelligent and Diverse Network System

- Network control ---- extensible Ethernet remote control, WiFi function
- APP software ---- can expand the Android tablet computer, mobile phone monitoring system
- Expanded functions ---- IOT to achieve efficient background management



96-Deepwell Plate



Magnetic Rod's Tip

Specification

Model	Auto-Pure S32
Principle	Magnetic bead method
Throughput	1 - 32
Plate type	96 deepwell plate
Process volume / μL	30 - 1000 μL
Stability	$\text{CV} \leq 5\%$
Heating for lysis tube	RT.~120 °C
Heating for elution tube	RT.~120 °C
Heating time	RT.~120 °C \leq 4 minutes
Cooling time	100 °C~40 °C \leq 10 minutes (RT.25 °C)
Temperature precision	± 0.5 °C
Temperature uniformity	At 100 °C, ± 1 °C
Shake mixing	1-10 gear can be set
Operation interface	7 inch color large touch screen
Internal procedure	Up to 500 programs can be stored
Instrument interface	2 USB (dual A type), 1 USB (B type), 1 Ethernet port
Network	Standard Wifi network, reserved 4G network
Barcode scanning	Support external scanning gun, automatically identify program / sample and other information
Sterilization	UV sterilization
Purification filter	Equipped with a purification filter system to reduce cross-contamination such as aerosols
Power supply	AC110-240 V, 50 / 60 Hz, 450 VA
Dimension (W×D×H) mm	417×410×426 mm
Weight	20 kg

Auto-Pure 20A / Auto-Pure 20B / Auto-Pure 24D

Nucleic Acid Purification System



Production Introduction

Auto-Pure 20 series nucleic acid purification system has further improved the sample processing capacity based on 32A. The maximum processing volume of 20A is 3 mL; and the maximum processing volume of 20B / 24D is 5 mL and 10 mL, combined with the patented left and right mixing method and reagent strips. In addition, the single-strip design of the kit can effectively avoid the waste of the kit, which is more suitable for customers with a small amount of samples.

Features

Auto-Pure 20A


- Patent tube strips with individual packing.
- Tube strips are with two sample wells, the first one is for 2 mL volume while second 1 mL, users can choose according to actual demand
- The max. processing volume is 3 mL, and the maximum of sample volume is 1.2 mL
- It can be used separately for nucleic acid extraction and purification which decreased kits waste, more suitable for research use
- Drawer type sampling, convenient and safe
- Open software makes various parameters set freely, such as mixing speed, magnetic absorption method, heating method and other functions

Auto-Pure 20B / Auto-Pure 24D

- Large sample volume processing: 20B maximum processing volume 5 mL, 24D maximum processing volume 10 mL, to meet a variety of applications
- **24D has two maximum processing volumes, suitable for 5 mL and 10 mL consumables**
- Patented designed kits can be individually packaged for nucleic acid extraction and purification from a single sample
- Patented left and right mixing method is especially suitable for cfDNA extraction, nucleic acid sample library construction, blood nucleic acid screening, and nucleic acid hypersensitivity detection
- Drawer type sampling, convenient and safe
- Open software makes various parameters set freely, such as mixing speed, magnetic absorption method, heating method and other functions




Auto-Pure 24D



Auto-Pure 20A Consumables



Auto-Pure 24D 5 mL Consumables



Auto-Pure 20B



Auto-Pure 20B Consumables



Auto-Pure 24D 10 mL Consumables

Specification

Model	Auto-Pure 20A	Auto-Pure 20B	Auto-Pure 24D
Throughput	1~20	1~20	1~24
Process volume	50~3000 μ L	50~5000 μ L	50~10000 μ L / 50~5000 μ L
Consumables	2 mL tube strips + magnetic rod's tip	5 mL tube strips + magnetic rod's tip	5 mL tube strips + magnetic rod's tip / 10 mL tube strips + magnetic rod's tip
Working principle	Magnetic bead method, magnetic rod type / up and down mixing	Magnetic bead method, magnetic rod type / up and down mixing, left and right mixing	
Purification accuracy	100 copy sample positive rate > 95 %		
Stability	CV<5 %		
Collection efficiency	>95 %		
Lysis temp.	RT.~120 $^{\circ}$ C		
Elution temp.	RT.~120 $^{\circ}$ C		
Mixing	Mixing ways can be editable		
Operation interface	7-inch touch screen, 3 shortcut buttons and mouse is available		
Built-in program	8 groups of preset programs, 100 groups of programs can be stored		
Program management	New, edit, delete, save as		
Expansion interface	Standard USB, ethernet port and WIFI are available		
Lighting	Yes		
Sterilization	UV light		
Exhaust way	By Fan		
Data storage	Available, with built-in SD card		
Max. input power	450 W		
Dimension	40 cm×52 cm×45 cm		
Weight	30 kg		

Auto-Pure 32A

Nucleic Acid Purification System



Production Introduction


Auto-Pure 32A nucleic acid purification system is a device for extracting and purifying nucleic acid by magnetic bead method. It has the advantages of high automation, fast extraction speed, stable results and simple operation. Using 96 deepwell plate, 1-32 samples can be purified simultaneously. DNA and RNA in animal and plant tissues, blood, body fluids and criminal samples can be extracted quickly with different kinds of bead nucleic acid reagents. It is widely used in scientific research, disease control system, food safety, forensic medicine, clinical monitoring and other fields.

Auto-Pure 32A

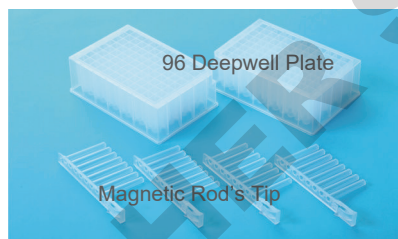
- Purification of 32 samples in one run
- Drawer type sampling, convenient and safe
- Screw rod design, higher operation accuracy
- Open system, suitable for various magnetic bead extraction reagents
- Large guide rail design, small clearance, more stable structure
- UV lamp to avoid cross contamination



Operation Interface



Convenient Drawer Sampling



Auto-Pure 32A Consumables

Specification	
Model	Auto-Pure 32A
Throughput	1~32
Process volume	50~1000 μ L
Consumables	96 Deepwell plate + magnetic rod's tip
Working principle	Magnetic bead method, magnetic rod type / up and down mixing, left and right mixing
Software security design	Operating system encryption function can effectively prevent malicious tampering with parameters and programs
Anti-pollution design	6 fan convection design to effectively prevent aerosol pollution
Purification accuracy	100 copy sample positive rate >95 %
Stability	CV<5%
Collection efficiency	>95 %
Lysis temp.	RT.~120 $^{\circ}$ C
Elution temp.	RT.~120 $^{\circ}$ C
Mixing	Mixing ways can be editable
Operation interface	7 inch color touch screen, 3 shortcuts, external mouse
Built-in program	8 groups of preset programs, 100 groups of programs can be stored
Program management	New, edit, delete, save as
Expansion interface	Standard USB, ethernet port and WIFI are available
Lighting	Yes
Sterilization	UV light
Exhaust way	By fan
Data storage	Available, with built-in SD card
Max. input power	450 W
Dimension	40 cm×47 cm×45 cm
Weight	28 kg

Auto-Pure 10 Series / Auto-Pure 16A


Nucleic Acid Purification System



Auto-Pure 10B



Auto-Pure 10BS



Auto-Pure 16A

Production Introduction

Auto-Pure 10B series / Auto-Pure 16A is a miniaturized nucleic acid extraction and purification instrument adopting magnetic bead method, which is developed on the basis of Auto-Pure 20B and Auto-Pure 32A. Auto-Pure 10B series can extract 10 samples in one run, maximum sample volume is 5 mL. Auto-Pure 10BS integrates dry bath heating function, and the extracted template can be subject to subsequent processing such as isothermal amplification reaction, which is convenient for on-site extraction and detection of results. Auto-Pure 16A can extract 16 samples in one run, maximum sample volume is 1 mL. With different types of magnetic bead nucleic acid reagents, it can quickly extract nucleic acids from animal and plant tissues, blood, body fluids, criminal specimens and other samples.

Auto-Pure 10B Series

Auto-Pure 10B series includes two models:

- Auto-Pure 10B
Maximum sample processing volume 5 ml, up to 10 samples can be processed at the same time, the instrument has its own lysis well, elution well, heating function.
- Auto-Pure 10BS
Composite, maximum sample volume 5 mL, up to 10 samples can be processed at the same time, on the basis of 10B, increase the function of block heating.

Auto-Pure 16A

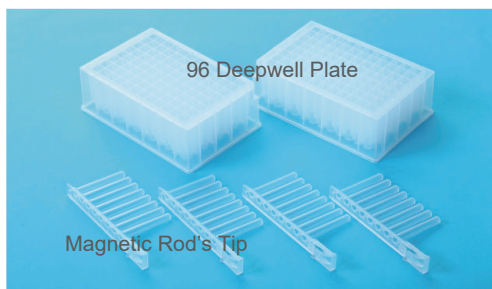
- On the basis of Auto-Pure 32A, the maximum sample handling capacity can be reduced, and up to 16×1 mL samples can be processed simultaneously. It is an ideal choice for automated extraction in small laboratories.

Features


- 4.3 inch touch screen, easy to use
- Temperature and programs can be edited and saved according to different reagent requirement
- Short operation time: 15~40 min per run
- High yield of nucleic acid with low magnetic bead loss and good repeatability of results
- UV sterilization, avoid cross contamination
- Open system which can apply to different magnetic bead extraction reagent
- Built-in software, which is easier to edit, set, manage programs
- Screw rod design which guarantee high operating accuracy; large guide rail design makes the structure more reliable
- With QR code identification function, special reagent can be recognized, no need to program or obtain protocols
- Open instrument parameters can be set by itself: mixing speed, magnetic absorption and release, cooling fan and other functions
- Small volume, suitable for extraction on site

Auto-Pure 10BS Dry Bath Function

10BS integrates dry bath function, heating block can be replaced, different well size block can be selected for different applications, greatly expanding application scope of the instrument. For example, it can be used in the incubation and lysis process of sample pre-processing, which can reduce the area occupied by the instrument and save the cost of the instrument. In addition, with specific constant temperature amplification detection kit, it can also be used for constant temperature amplification detection of samples, and can quickly check the qualitative results of extracted samples.



Auto-Pure 16A Consumables



Auto-Pure 10B / 10BS Consumables

Specification

Model	Auto-Pure 10B	Auto-Pure 10BS	Auto-Pure 16A
Throughput	1~10	1~10	1~16
Process volume	50~5000 μ L	50~5000 μ L	50~1000 μ L
Consumable	5 mL tube strip+magnetic rod's tip	5 mL tube strip+magnetic rod's tip	96 deepwell plate+magnetic rod's tip
Block heating	----	Yes (RT.+5 $^{\circ}$ C~105 $^{\circ}$ C)	----
Lysis temp.	RT.~120 $^{\circ}$ C	RT.~120 $^{\circ}$ C	RT.~120 $^{\circ}$ C
Elution temp.	RT.~120 $^{\circ}$ C	RT.~120 $^{\circ}$ C	RT.~120 $^{\circ}$ C
Purification accuracy	100 copy sample positive rate>95 %		
Stability	CV<5 %		
Collection efficiency	>95 %		
Mixing	Mixing ways can be editable		
Operation interface	4.3 inch touch screen, 3 shortcut keys, external mouse		
Built-in program	6 groups of preset programs, 100 groups of programs can be stored		
Program management	PC software, APP software, easier program editing and management		
Extension interface	Standard USB, ethernet port and WIFI are available		
Lighting	Yes		
Sterilization	UV light		
Exhaust way	By Fan		
Data storage	Built-in SD card		
Max. input power	300 W	350 W	300 W
Dimension	340 mm×350 mm×410 mm	340 mm×350 mm×410 mm	340 mm×350 mm×410 mm
Weight	18 kg	18.5 kg	18 kg

Product Ordering Information



FCM-1 Film Cutting Machine

It is mainly used for cutting film after sealing of strip kits such as Auto-Pure 20A and 20B, and can be used with semi automated plate sealer.



SealBio-2 Semi Automated Plate Sealer

Semi automated plate sealer can prevent sample loss and space cross-contamination caused by liquid evaporation and leakage during the detection or transportation of various microplates by heat sealing various special heat sealing films.

Code	Description
AS-17030-00	Auto-Pure 32A Nucleic acid purification system
AS-17040-00	Auto-Pure 20A Nucleic acid purification system
AS-17050-00	Auto-Pure 20B Nucleic acid purification system
AS-17150-00	Auto-Pure 24D Nucleic acid purification system
AS-17060-00	Auto-Pure 96 Nucleic acid purification system
AS-17070-00	Auto-Pure 24 Nucleic acid purification system
AS-17080-00	Auto-Pure 48 Nucleic acid purification system
AS-17110-00	Auto-Pure 10B Nucleic acid purification system
AS-17130-00	Auto-Pure 10BS Nucleic acid purification system
AS-17140-00	Auto-Pure 16A Nucleic acid purification system
AS-17170-00	Auto-Pure Mini Nucleic acid purification system
AS-17180-00	Auto-Pure S32 nucleic acid purification system
AS-17031-01	96-Deepwell plate for Auto-Pure S32 / 32A / 16A
AS-17031-02	Magnetic rod's tip for Auto-Pure S32 / 32A / 16A / Mini
AS-17041-01	Tube strips for Auto-Pure 20A
AS-17041-02	Magnetic rod's tip for Auto-Pure 20A / 20B / 10B / 10BS
AS-17051-01	Tube strips for Auto-Pure 20B / 10B / 10BS
AS-17151-01	10 mL Tube strips for Auto-Pure 24D
AS-17151-02	Magnetic rod's tip for Auto-Pure 24D
AS-17151-03	5 mL Tube strips for Auto-Pure 24D
AS-17151-04	Tube strip holder for Auto-Pure 24D
AS-17061-01	Magnetic tip comb for Auto-Pure 96
AS-17061-02	96-Deepwell plate for Auto-Pure 96 / Mini
AS-17061-03	96-Elution plate for Auto-Pure 96
AS-17071-01	Magnetic tip comb for Auto-Pure 24
AS-17071-02	24 x 14.6 mL plate for Auto-Pure 24
AS-17081-01	Magnetic tip comb for Auto-Pure 48
AS-17081-02	48 Well plate for Auto-Pure 48
AS-17171-01	Single tank for Auto-Pure Mini
AS-17171-02	Holder for Auto-Pure Mini single tank
AS-17171-03	Code scanner for Auto-Pure Mini
AS-17171-04	DC power supply (44800mAH) for Auto-Pure Mini
AS-17100-00	FCM-1 Film cutting machine
AS-15020-00	SealBio-2 Semi automated plate sealer
AS-15021-03	SBA-3 Weighted sealing platen
AS-15021-04	Adapter for Auto-pure20/10 series tube strips
AS-15021-01	SBA-1 Standard plater adapter
AS-15021-02	SBA-2 96 well PCR plater adapter
AS-15021-11	Seal-150 Peelable clear seal
AS-15021-12	Seal-200 Peelable seal for storage
AS-15021-13	Seal-300 Pierce aluminum heating sealing film

Relevant Products

Sample Homogenization



Bioprep Series Homogenizer

Homogenizer drives the grinding beads and the sample to move at high speed in the sample tube through three-dimensional high-speed vibration. It is mainly used for the crushing and homogenization of animal and plant tissues, bacteria, fungi and other samples. With proper procedures, DNA / RNA / proteins, etc. from samples can be extracted rapidly, stably and in batches, and the integrity of these biomolecules is preserved.

Sample Pre-Processing



iCEN-24R High Speed Centrifuge

iCEN-24R high speed refrigerated centrifuge can centrifuge up to 24×1.5 / 2.0 mL centrifuge tubes at the same time, the maximum speed is 15,000 rpm, and it only takes 15s to reach the maximum speed. Special air duct design to make the noise <60 db even working with the highest speed.



Thermo Shaker Incubator

Heating part modular design, compatible with different brand and dimension tube, also supply customize service. We have variety products with multiple function of heating, cooling and shaking to meet with the customer different requirements.

Sample Purification



Auto-Pure Series Nucleic Acid Purification System

Auto-Pure series products are automated system for purifying and extraction the nucleic acid by magnetic beads method. Several Auto-Pure products with open system for customer choosing to meet with customer's different requirements.

Sample Quality Control



Nano-300 Micro-Spectrophotometer

Full wavelength (200-800 nm) microspectrophotometer only require 2 μ L sample for accurate and quick determinate the concentration of nucleic acid. With the HD touch screen and operation system available to do the sample test and data save work without computer.



Fluo-200 Fluorometer

Fluo-200 is used for high sensitivity quantitative analysis of DNA, RNA and protein. Easy and humanized software, intuitive user interface and rapid test method greatly shorten the testing time.

DOMINIQUE DUTSCHER SAS

DOMINIQUE DUTSCHER SAS

HANGZHOU ALLSHENG INSTRUMENTS CO., LTD.

Building 9 No.7 of Zhuantang Science and Technology Economic Zone,
Xihu District, Hangzhou City, 310024 Zhejiang, P.R. China

Tel: +86-571-88859758

Fax: +86-571-87205673

✉ info@allsheng.com

🌐 www.allsheng.com

