

# NanoPhotometer®

Microvolume and Cuvette Spectroscopy



## IMPLEN — A Global Acting Company

### History

Founded in 2003, Implen has become a leading supplier for innovative spectroscopy instruments and consumables for the non-destructive analysis of ultra-low volume liquid samples. The success story began with the introduction of the first NanoPhotometer® generation in 2006. Since then Implen has been providing best in class products offering unmatched performance to its users supporting the work flows in modern research. Today thousands of biological, chemical, pharmaceutical and forensic research organizations around the globe rely on Implen products.

### Products & Services

Using patented technologies our products serve the demand for accurate and cost effective analysis for a wide range of liquid samples and mobile applications. The compact designed products captivate by ease of use and proven reliability. Implen's NanoPhotometer® products are a forerunner in modern data communication and instrument control and provide flexibility to its user which has never been available before. From our locations in Munich, Germany and Westlake Village, California, we provide outstanding service to customers to answer technical questions and provide application support.

### Core Values

We listen to our customers and design innovative products that provide the highest benefit to our users. Implen's highly qualified associates are our most valued asset. As a team, we continuously apply our creativity to the technologies of products, services, and processes. Continuous improvement is our way of life. We constantly measure how well we execute and define appropriate measures to do even better to achieve outstanding customer satisfaction.



Martin Sahiri & Dr. Thomas Sahiri

## Technology Made in Germany

### Reliability

Designed by German engineers, our NanoPhotometer® products will exceed your expectations with regards to ease of use, functionality, robustness and reliability over product life time.

### Quality First. Always.

We are highly demanding towards the quality of our products and services. Quality targets are implemented during the early product design phase. Achieving them is verified throughout the entire development process. Every NanoPhotometer® is fully tested before being sent out to customers.

Implen's Quality Management System is ISO 9001:2008 certified. The NanoPhotometer® complies with IEC 61010-1, safety requirements for electrical equipment for measurement, control, and laboratory use.



Implen GmbH  
ISO 9001:2008



## Table of Contents

Technologies & Applications.....	4 - 5
NP80, N60/N50, C40.....	6 - 11
Feature Comparison / Accessories.....	12 - 13
NP Operating System / Control Options.....	14 - 15
Specifications.....	16



**Battery Powered**  
Up to 8 hours battery operation



**Sample Compression Technology™**  
Unique contained sample environment



**Flexible Unit Control**  
Computer (Windows & Mac)  
Built-in Touchscreen  
Smartphone / Tablet (Android OS & iOS)



**True Path Technology™**  
Optics providing exact path lengths with two fixed anchor points. No drift over lifetime

Windows is a trademark of Microsoft. Mac OS, OS X & iOS are trademarks of Apple. Android OS is a trademark of Google.

## NanoPhotometer® NP80

Microvolume & Cuvette

### Accurate

Patented Sample Compression Technology™ with guaranteed fixed path lengths allows for unmatched accuracy and precision. Independent from surface tension and free from evaporation. Lifetime accuracy guaranteed.

### Recalibration-free

Sealed optics without path length drift eliminates the need for costly and time consuming recalibrations. Durable, inert surfaces provide easy to clean, scratch resistant surfaces that do not require reconditioning. (See also page 5)

### Easy

NPOS Operating System: intuitive graphical user interfaces (GUI) providing one-step method access, pre-programmed and customizable applications based on the ultimate level of data security.

### Flexible

Control your NanoPhotometer® via Touchscreen / Smartphone / Tablet / PC (see page 15). Equipped with Wi-Fi, USB A/B, HDMI, and LAN interface connections. Define and store your own methods.

### Mobile

Spectroscopy can now be taken anywhere. The optional integrated battery pack provides up to 8 hours of stand-alone battery powered operation.

### Powerful

Built-in computer with a high performance Q7 quad core 1 GHz processor and 8 GB of onboard memory provides rapid analysis and easy data storage.

### Fast

Power on and instantly measure without lamp warm-up time. Full scan capability from 200 - 900 nm provides rapid and complete sample analysis in only 3.5 - 6 sec.



### Reliable Protein Measurements


Reliable microvolume protein measurements are a challenge for most researchers due to a lack of surface tension and a complex matrix of components in the samples. Implen's Sample Compression Technology™ provides a reliable measurement geometry for such challenging samples. A capillary film is formed between two quartz surfaces with each sample eliminating the need for surface tension.

### No Evaporation

Samples are completely enclosed in a stable micro-environment during the entire measurement process. Evaporation and contamination of samples are reduced to a minimum. Even stable kinetic measurements in small volume samples are possible as well as the determination of samples in volatile organic solvents.

### Smallest Volume

Microvolume samples are measured in an advanced reflection mode on the NanoPhotometer®. With only 0.3 µl minimum sample volume the NanoPhotometer® is the instrument with the lowest volume requirement available!



### True Path Technology™

Simplicity is key for reliability. Implen's True Path Technology™ covers the extensive dynamic range with only two precisely defined path lengths. The sealed mechanical setup is providing two fixed anchor points that are not changing over the lifetime of the instrument. No recalibration is necessary, Implen guarantees lifetime accuracy.

The unique Quartz based and metal free measurement environment is scratch resistant, inert, and does not require surface reconditioning. It allows the use of a wide range of solvents (aqueous and organic) as well as buffers with higher or lower pH values (an updated list of compatible solvents can be downloaded from [www.implen.de](http://www.implen.de)).

## Exceeding Expectations



0.3 µl Sample Volume

7" Color Touchscreen

Illuminated Sample Window

Temperature Controlled Cuvette Holder

Power Indicator

Low Vibration Vortexer

Easy to Clean Surfaces



Detection Limit	Min	Max
dsDNA	1 ng/µl	16,500 ng/µl
BSA	0.03 mg/ml	478 mg/ml

## NanoPhotometer® N60 / N50

### Microvolume

#### Accurate

Patented Sample Compression Technology™ with guaranteed fixed path lengths allows for unmatched accuracy and precision. Independent from surface tension and free from evaporation. Lifetime accuracy guaranteed.

#### Recalibration-free

Sealed optics without path length drift eliminates the need for costly and time consuming recalibrations. Durable, inert surfaces provide easy to clean, scratch resistant surfaces that do not require reconditioning. (See page 5)

#### Easy

NPOS Operating System: intuitive graphical user interfaces (GUI) providing one-step method access, pre-programmed and customizable applications based on the ultimate level of data security.

#### Flexible

Control your NanoPhotometer® via Touchscreen / Smartphone / Tablet / PC (see page 15). Equipped with Wi-Fi, USB A/B, HDMI, and LAN interface connections. Define and store your own methods.

#### Mobile

Spectroscopy can now be taken anywhere. The optional integrated battery pack provides up to 8 hours of stand-alone battery powered operation.

#### Powerful

Built-in computer with a high performance Q7 quad core 1 GHz processor and 8 GB of onboard memory provides rapid analysis and easy data storage.

#### Fast

Power on and instantly measure without lamp warm-up time. Full scan capability from 200 - 900 nm (N50: 200 - 650 nm) provides rapid and complete sample analysis in only 3.5 - 6 sec.

## Best in its Class

#### Power Indicator



#### Easy to Clean Surface

#### Illuminated Sample Window

#### 7" Color Touchscreen

#### 0.3 µl Sample Volume

#### Low Vibration Vortexer



NanoPhotometer®	N60		N50	
	Min	Max	Min	Max
dsDNA	1 ng/µl	16,500 ng/µl	5 ng/µl	7,500 ng/µl
BSA	0.03 mg/ml	478 mg/ml	0.15 mg/ml	217 mg/ml

8

9

## NanoPhotometer® C40

### Cuvette

#### Powerful

Built-in computer with a high performance Q7 quad core 1 GHz processor and 8 GB of onboard memory provides rapid analysis and easy data storage.

#### Mobile

Spectroscopy can now be taken anywhere. The optional integrated battery pack provides up to 8 hours of stand-alone battery powered operation.

#### Easy

NPOS Operating System: intuitive graphical user interfaces (GUI) providing one-step method access, pre-programmed and customizable applications based on the ultimate level of data security.

#### Upgradable

The C40 NanoPhotometer® can be upgraded to a full microvolume Spectrophotometer using Implen's proven Submicroliter cell which utilizes its patented Sample Compression Technology™. Being able to measure 0.3 µl samples you will have access to comprehensive life science methods and application detecting concentrations from 2 ng/µl up to 18,750 ng/µl.



10

## More than just a Cuvette Spectrophotometer

#### Temperature Controlled Cuvette Holder







#### 7" Color Touchscreen



Detection Limit	Min	Max
dsDNA	0.100 ng/µl	130 ng/µl
BSA	0,003 mg/ml	3,7 mg/ml

11

## NanoPhotometer® Model Comparison

	NP80	N60	N50	C40
Model	 <b>Nanovolume + Cuvette</b>	 <b>Nanovolume</b>	 <b>Nanovolume</b>	 <b>Cuvette</b>
Full Spectrum Scan	200 – 900 nm	200 – 900 nm	200 – 650 nm	200 – 900 nm
Detection Range Nanovolume	dsDNA: 1-16,500 ng/µl BSA: 0.03-478 mg/ml	dsDNA: 1-16,500 ng/µl BSA: 0.03-478 mg/ml	dsDNA: 5-7,500 ng/µl BSA: 0.15-217 mg/ml	N/A
Detection Range Cuvette	dsDNA: 0.1-130 ng/µl BSA: 0.003-3.7 mg/ml	N/A	N/A	dsDNA: 0.1-130 ng / µl BSA: 0,003-3,7 mg/ml
Path lengths	0.67 and 0.07 mm	0.67 and 0.07 mm	0.67 and 0.07 mm	10 mm
Touchscreen	Optional	Optional	Optional	Optional
Customizable Methods	●	●	●	●
Built-in Cuvette	●	○	○	●
Built-in Vortex	●	●	○	○
Built-in Battery Pack	Optional	Optional	○	Optional

12

## Accessories

### Field Kit

Leave the lab bench behind ... start exploring!

The NanoPhotometer® field kit is your mobile screening lab. With space for pipette, sample and buffer containers, accessories and documentation the limitations of a lab are eliminated. With up to 8 hours of battery power there is no need to worry about a power outlet.

The convenient NanoPhotometer® roller case is specially designed to fit into the overhead bins on most major airlines. To comply with TSA requirements the case can be equipped with a TSA lock for safe airline transportation.



### DiluCell™

DiluCell™ is especially designed for use with the NanoPhotometer® and OD600 DiluPhotometer™ for the analysis of bacterial and yeast cultures and Bradford protein assays. Due to the reduced path length DiluCell™ provides an automatic dilution without the need of a physical dilution of higher concentrated samples. The two different available versions DiluCell™ 10 and DiluCell™ 20 allow an automatic 1/10 and 1/20 dilution of the sample. Bypassing manual sample dilutions reduces dilution errors and cross contamination making DiluCell™ ideal for GLP. Combined with small sample volume requirements and bubble free filling, the DiluCell™ allows for convenient spectrophotometric analysis from 340 - 900 nm.



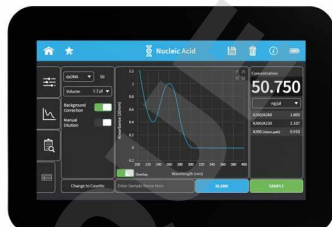
13

## NPOS



The most powerful operating system in UV/VIS spectrophotometry provides flexibility and mobility with its web based interface running on multiple devices (Computer, Tablet and Smartphone) and systems (Windows and Mac). Pre-programmed and customizable applications with intuitive interfaces and one-step method access for easy data analysis and data / method saving. The Linux based NPOS (NanoPhotometer® Operating System) also provides the ultimate level of data security.

The innovative graphical user interface (NPOS GUI) allows easy touch and / or conventional access to all parameters. Results can be edited, exported and graphically overlaid. The most advanced GUI in history of lab equipment – combined with ease of use at its best. The software puts the focus on what is the most important: The measurement itself.



14

## Flexible Unit Control

Smartphone

LCD Touchscreen



Tablet



PC/Mac

Mobile and easy control of the NanoPhotometer® via Wi-Fi from any Tablet or Smartphone (Android OS & iOS). Easy control from any PC (Windows & Mac) with fast and flexible connection options including Wi-Fi, USB, HDMI and LAN. Optional 7" built-in color LCD Touchscreen with glove compatible touch technology.



15

## Technical Specifications

<b>NanoVolume Performance</b>		Zero Stability	±0.003 A/hour after 20min warm up @ 260 nm
Detection Range dsDNA	1 ng/μl to 16,500 ng/μl (N50: 5 ng/μl to 7,500 ng/μl)	Noise	0.002 A rms at 0 A @ 260 nm 0.002 A (pk to pk) at 0 A @ 260 nm
Detection Range BSA	0.03 mg/ml to 478 mg/ml (N50: 0.15 mg/ml to 217 mg/ml)	Optical Arrangement	1 x 3648 CCD Array (N50: 1 x 1024 CCD Array)
Minimum Sample Size	0.3 μl	Lamp	Xenon flash lamp
Photometric Range (10 mm equivalent)	0.02 - 330 A (N50: 0.1 - 150 A)	Lifetime	10 <sup>9</sup> flashes, up to 10 years
Path Length	0.67 and 0.07 mm	<b>Processing Power &amp; Compatibility</b>	
Dilution Factor	15 and 140	Operating System	Linux based NPOS
Vortexer	2,800 rpm; tube size up to 2.0 ml	Onboard Processor	Quad Core 1 GHz
<b>Cuvette Performance</b>		Internal Storage	8 GB
Detection Range dsDNA	0.1 ng / μl to 130 ng / μl	Control Options	Onboard with built-in Touchscreen, Computer, Smartphone and Tablet
Detection Range BSA	0.003 mg / ml to 3.7 mg / ml	Software Compatibility	Windows 7 (32 & 64 bit), Windows 8 (32 & 64 bit), OS X, iOS & Android OS
Photometric Range	0 - 2.6 A	Min. Requirement Smartphone/Tablet	4 inch screen; Apple: iPad 2, iPhone5 & iOS 6; Android OS version 2.2., Quadcore 1.2 GHz with 1 GB RAM
Center Height (Z-Height)	8.5 mm	<b>General Specifications</b>	
Cell Types	Outside dimension 12.5 x 12.5 mm	Main Body Size	200 mm x 200 mm x 120 mm
Heating	37°C ± 0.5°C	Weight	3.8 - 5.2 kg depending on configuration
<b>Optical Specifications</b>		Operating Voltage	90-250 V, 50/60 Hz, 60 W (90 W with battery pack), 18/19 VDC
Wavelength Scan Range	200 - 900 nm (N50: 200 - 650 nm)	Display	1024 x 600 pixels; Touchscreen glove compatible
Measure Time For Full Scan Range	3.5 - 6.0 seconds	Built-in Battery Pack	Optional rechargeable lithium ion battery; 95Wh, 5.6Ah; Operation time: up to 8 h; min. charging cycles: 800
Wavelength Reproducibility	± 0.2 nm (N50: ± 1nm)	Certification	CE, IEC 61010-1:2012 and EN 61326-1:2013
Wavelength Accuracy	± 0.75 nm (N50: 1.5 nm)	Battery Certification	IEC 62133 and UN38.3 transport test
Bandwidth	better than 1.8 nm (N50: 5 nm)	In & Output Ports	2x USB A, USB B, HDMI, Ethernet, WLAN
Stray Light	< 0.5 % at 240 nm using NaI (N50: < 2%) and < 1% at 280 nm using Acetone (N50: < 2%)	Additional Data Input	Mouse & keyboard options
Absorbance Reproducibility	< 0.002 A (0.67 mm path) @ 260 nm (N50: 0.004 A (< 0.67 mm path) @ 260 nm)	Security	Slot for Kensington lock
Absorbance Accuracy	< 1.75 % @ 0.7 A (0.67 mm path) @ 260 nm of the reading		

Features and specifications are subject to change without notice.

DOMINIQUE DUTSCHER SAS