

# HettCube incubators

## New accessories – Hettich-Rack<sub>L</sub> and Hettich-Rack<sub>XL</sub> (Löwenstein)

Some micro-organisms grow very slowly and long incubation periods are required to demonstrate their presence. The cultures are incubated in tubes to prevent them from drying out. The nutrient medium (agar) is inclined in the tube to increase the surface area available for growth.


Hettich offers a system with the greatest flexibility for such applications. The racks, which can each hold 16 tubes, simplify daily routines, save time and are easy to clean.

In addition to these special uses, Hettich racks can generally be used to store tubes in an orderly manner. When the racks are stored in the incubators the interior has a more orderly appearance and the tubes are kept separate in the racks and may be arranged in parallel next to each other. The racks have handles on both sides so that they can be easily carried.

**NEW**


Hettich-Rack<sub>L</sub> for tubes  
of length 100 - 125 mm  
Handle of gold colour

**Cat. No. 60027**



Hettich-Rack<sub>XL</sub> for tubes  
of length 126 - 170 mm  
Handle of champagne colour

**Cat. No. 60028**




[www.hettichlab.com](http://www.hettichlab.com)




# New accessories – Hettich-Rack<sub>L</sub> and Hettich-Rack<sub>XL</sub>



**Hettich-Rack<sub>L</sub>** with tubes of length 120 mm at an angle of inclination of 5°



**Hettich-Rack<sub>XL</sub>** with tubes of length 150 mm at an angle of inclination of 20°



Blood collection tubes at an angle of inclination in a Hettich rack to maintain the separation layer

## THREEFOLD FLEXIBILITY

- For tubes of different diameter (15 - 20 mm)
- For tubes of different length (100 - 125 mm or 126 - 170 mm)
- Two different angles of inclination (5° and 20°)

## SIMPLE TO HANDLE

- The angle of inclination of the tubes is easy to change without tools
- The racks are easy to carry thanks to the handles on both sides
- They can easily be distinguished through the different colours
- Easy to maintain an overview with 16 tubes per rack
- May be used in combination with the 30 mm HTS drawer with telescopic rails, Cat. No. 60024
- Up to 5 L racks can be accommodated (= 80 tubes)
- Up to 4 XL racks can be accommodated (= 64 tubes)

## SIMPLE TO CLEAN

The racks are manufactured from high-quality stainless steel and can be autoclaved.

## APPLICATIONS

- Demonstration of the presence of mycobacteria and differentiation between them, in particular the causal agent of tuberculosis using the Löwenstein-Jensen method (see **Application Medical Microbiology B62GB**)
- Culture of slow-growing bacteria – to prevent drying-out during long incubation periods
- Creation of special growth conditions through the different angle of inclination of the agar
  - Suitable for aerobic or anaerobic applications
  - Suitable for the identification of certain bacteria on TSI agar (Triple Sugar Iron-Agar)
- Suitable for the culture of beer yeast in food applications
- Testing of the anti-microbial properties of surfaces as laid down in the Japanese industrial standard JIS Z 2801\_2010
- Storage of centrifuge tubes to maintain the separation layer after centrifugation in an angle rotor
- General use to maintain orderliness

