

BENCHTOP CENTRIFUGES

## — UNIVERSAL 320 | 320 R

### A UNIVERSAL CHOICE

The UNIVERSAL 320 is a compact, versatile and indispensable general purpose centrifuge. Excellent performance and a comprehensive range of accessories enable the UNIVERSAL 320 to carry out virtually any centrifuging tasks including plates, blood tubes, cell culture, microliter and cytology.

This unit is available with refrigeration and a temperature range from -20 °C to +40 °C (UNIVERSAL 320 R).



### — HIGHLIGHTS

- RPM: 500 - 16,000 min<sup>-1</sup>  
Adjustable in increments of 10
- max. RCF: 24,900
- max. capacity: 4 x 200 ml / 6 x 94 ml
- the universal choice among the benchtop centrifuges
- choice of 18 rotors
- IVD-conform according to directive 98/79/EC
- noise level of 48 dB(A) with angle rotor 1611
- impulse button for short centrifugation
- easy operation with keypad and control knob
- impulse key for short cycle mode
- 9 program memories
- 9 individual acceleration and 10 deceleration stages
- model 320 R coolable from -20 to +40 °C with pre-cooling function

### — FEATURES

- metal housing and lid
- viewing port in the lid
- powered lid lock
- lid dropping protection
- emergency lid lock release
- stainless steel chamber
- automatic rotor recognition
- brushless drive
- error display
- imbalance switch-off
- backlit panel with actual values of all parameters
- auditory message after completion of the centrifugation run

## TECHNICAL DATA


	UNIVERSAL 320 non-refrigerated	UNIVERSAL 320 R refrigerated
voltage *)	200 – 240 V 1 ~	200 – 240 V 1 ~      240 V 1 ~
frequency	50 – 60 Hz	50 – 60 Hz      60 Hz
consumption	400 VA	800 VA
emission, immunity	EN/IEC 61326-1, class B	EN/IEC 61326-1, class B
max. capacity	4 x 200 ml / 6 x 94 ml	4 x 200 ml / 6 x 94 ml
max. RPM	16,000 min <sup>-1</sup>	16,000 min <sup>-1</sup>
max. RCF	24,900	24,900
running time	1sec – 99 min: 59 sec, ∞ continuous run, short cycle mode (impulse button)	1sec – 99 min: 59 sec, ∞ continuous run, short cycle mode (impulse button)
dimensions (WxDxH)	401 x 529 x 346 mm	407 x 698 x 346 mm
weight	approx. 31 kg	approx. 52 kg
noise level	48 dB (A) with rotor 1611	50 dB (A) with rotor 1611
temperature control, infinitely variable	-	from -20 to +40 °C
<b>Cat. No.</b>	<b>1401</b>	<b>1406</b>
100 – 127 V 1 ~ / 50–60 Hz *)	1401-01	1406-01
consumption	400 VA	950 VA
emission, Immunity	FCC class B	FCC class B

\*) Other voltages on request.


## AVAILABLE ROTORS

	angle	max. RPM	max. capacity	Cat. No.	page
<b>SWING-OUT ROTORS</b>					
swing-out rotor, 4-places	90°	4,500 min <sup>-1</sup>	4x200 ml	<b>1554</b>	3
swing-out rotor, 4-places	90°	5,000 min <sup>-1</sup>	4x100 ml	<b>1494</b>	6
swing-out rotor, 4-places	90°	4,000 min <sup>-1</sup>	4x100 ml	<b>1624</b>	9
swing-out rotor, 4-places	90°	4,500 min <sup>-1</sup>	4x100 ml	<b>1324</b>	12
swing-out rotor, 8-places	90°	4,000 min <sup>-1</sup>	8x15 ml	<b>1611</b>	14
swing-out rotor, 12-places	55° / 60° / 80°	4,000 min <sup>-1</sup>	12x15 ml	<b>1628</b>	14
swing-out rotor, 8-places	45°	5,000 min <sup>-1</sup>	8x50 ml	<b>1617</b>	15
swing-out rotor, 6-places	90°	4,000 min <sup>-1</sup>	6x50 ml	<b>1619</b>	15
swing-out rotor, 2-places	90°	4,000 min <sup>-1</sup>	10 plates	<b>1460</b>	16
swing-out rotor, 24-places	90°	13,000 min <sup>-1</sup>	24x2 ml	<b>1555</b>	16
<b>ANGLE ROTORS</b>					
angle rotor, 24-places	50°	16,000 min <sup>-1</sup>	24x2 ml	<b>1552</b>	17
angle rotor, 30-places	45°	14,150 min <sup>-1</sup>	30x2 ml	<b>1553</b>	17
angle rotor, 64-places	45°	13,000 min <sup>-1</sup>	64x0.2 ml	<b>1551</b>	18
angle rotor, 18-places	45°	14,150 min <sup>-1</sup>	18 x 5 ml	<b>1627</b>	18
angle rotor, 6-places	35°	9,000 min <sup>-1</sup>	6x94 ml	<b>1556</b>	19
angle rotor, 12-places	35°	6,000 min <sup>-1</sup>	12x15 ml	<b>1613</b>	20
angle rotor, 12-places	35°	12,000 min <sup>-1</sup>	12x15 ml	<b>1615</b>	21
angle rotor, 8-places	45°	4,500 min <sup>-1</sup>	8x50 ml	<b>1418</b>	22


## SWING-OUT ROTOR, 4-PLACE | 1554



Rotor	
max. RPM   max. RCF	4,500 min <sup>-1</sup>   3,328
max. capacity	4 x 200 ml
run-up   run-down, braked in sec	28   31
angle   max. noise level	90°   60 dB (A)
temperature in °C <sup>1)</sup>	-8
<b>Cat. No.</b>	<b>1554</b>



Bucket with clamp lock	
Lid bioseal <sup>3)</sup>	1561
<b>Cat. No.</b>	<b>1560</b>

Bucket without clamp lock <sup>14)</sup>	
<b>Cat. No.</b>	<b>1565</b>



Vessels																
capacity in ml	1.5	2.0	5	5	6	7	9	15	15	25	50	94	100	125	150	
Ø x L in mm	11x38	11x38	17x59	12x75	12x82	12x100	14x100	17x100	18x102	24x100	34x100	38x102	44x100	51x100	51x116	
max. RCF <sup>2)</sup>	3,328	2,332	3,328	3,215	3,215	3,215	3,215	3,215	3,260	3,056	3,147	3,260	3,147	3,328	3,328	
radius in mm	147	103	147	142	142	142	142	142	144	135	139	144	139	147	147	
<b>Cat. No.</b>	microliter tubes							tubes <sup>2)</sup>							-	-

Adapter															
boring Ø x L in mm	11.5 x 39	11.5 x 39	17 x 52	13.5 x 60	13.5 x 60	13.5 x 60	17.5 x 60	17.5 x 60	18.5 x 74	25.2 x 66	35.2 x 69	38.5 x 74	45.5 x 69	52 x 77	52 x 77
vessels per rotor	56	56	16	28	28	28	20	20	16	4	4	4	4	4	4
<b>Cat. No.</b>	<b>1571</b>	<b>1571</b>	<b>1593</b>	<b>1589</b>	<b>1589</b>	<b>1589</b>	<b>1588</b>	<b>1588</b>	<b>1572</b>	<b>1573</b>	<b>1574</b>	<b>1575</b>	<b>1576</b>	<b>1594</b>	<b>1594</b>

Vessels															
capacity in ml	200	1.1-1.4	2.6-3.4	4.9	2.7-3	4.5-5	4-5.5	7.5-8.5	9-10	10	1.6-5	4-7	4-7	8.5-10	12
Ø x L in mm	56 x 112	8 x 66	13 x 65	13 x 90	11 x 66	11 x 92	15 x 75	15 x 92	16 x 92	15 x 102	13 x 75	13 x 100	16 x 75	16 x 100	17 x 102
max. RCF <sup>2)</sup>	3,328	3,215	3,215	3,215	3,215	3,215	3,215	3,215	3,215	3,215	3,215	3,215	3,215	3,215	3,215
radius in mm	147	142	142	142	142	142	142	142	142	142	142	142	142	142	142
<b>Cat. No.</b>	<b>0555</b>	blood collection / urine vessels													


Adapter															
boring Ø x L in mm	57 x 77	13.5 x 60	13.5 x 60	13.5 x 60	13.5 x 60	13.5 x 60	17.5 x 60	17.5 x 60	17.5 x 60	17.5 x 60	13.5 x 60	13.5 x 60	17.5 x 60	17.5 x 60	17 x 74
vessels per rotor	4	28	28	28	28	28	20	20	20	20	28	28	20	20	12
<b>Cat. No.</b>	-	<b>1589</b>	<b>1589</b>	<b>1589</b>	<b>1589</b>	<b>1589</b>	<b>1588</b>	<b>1588</b>	<b>1588</b>	<b>1588</b>	<b>1589</b>	<b>1589</b>	<b>1588</b>	<b>1588</b>	<b>1591</b>

Vessels															
capacity in ml	11	15	15	30	50	12	25	30	50	10	30	50	85	94	30
Ø x L in mm	16 x 110	17 x 120	17 x 120	25 x 110	29 x 115	17 x 100	25 x 90	15 x 110	29 x 115	16 x 80	26 x 95	29 x 107	38 x 106	38 x 102	44 x 105
max. RCF <sup>2)</sup>	3,260	3,328	3,328	3,328	3,328	3,260	3,328	3,328	3,328	3,215	3,260	3,260	3,260	3,260	3,192
radius in mm	144	147	147	147	147	144	147	147	147	142	144	144	144	144	141
<b>Cat. No.</b>	<b>Nunc<sup>®</sup></b>	tubes with screw cap													<b>0534<sup>®</sup></b>

Adapter															
boring Ø x L in mm	17.5 x 74	17 x 77	17 x 77	26 x 77	30 x 77	17.5 x 74	26 x 65	26 x 65	30 x 77	16.5 x 60	26 x 74	29 x 74	38.5 x 74	38.5 x 74	45 x 71
vessels per rotor	16	8	12	4	4	16	4	4	4	20	4	4	4	4	4
<b>Cat. No.</b>	<b>1581</b>	<b>1577</b>	<b>1595</b>	<b>1578</b>	<b>1579</b>	<b>1581</b>	<b>1582</b>	<b>1582</b>	<b>1583</b>	<b>1584</b>	<b>1585</b>	<b>1586</b>	<b>1575</b>	<b>1575</b>	<b>1587</b>















1) For cooled versions: Lowest temperature achievable with precooling and max. speed.  
 2) Please note that the RCF values indicated refer only to rotor performance. The max. permissible RCF of tubes used should be verified with the individual manufacturers. The max. RCF for glass tubes annotated with footnote 2) is 4,000.  
 3.2) When using these tubes, bucket 1560 cannot be closed with lid 1561.  
 5) Tested by the TÜV in conformity with DIN EN 61010, section 2 - 020.  
 6) A rubber stopper for closing the tube for agitating or mixing is available under Cat. No. 0535. The tube may not be centrifuged with the stopper.  
 14) With the E3922 add-on kit and the 1561 lid, the 1565 carrier can be converted at a later time to a 1560 carrier with single-hand clamp lock.















## SWING-OUT ROTOR, 4-PLACE | 1554









<b>Rotor</b>	
max. RPM   max. RCF	4,500 min <sup>1</sup>   3,328
max. capacity	4x50 ml
run-up   run-down, braked in sec	28   31
angle   max. noise level	90°   58 dB (A)
temperature in °C <sup>1)</sup>	-8
<b>Cat. No.</b>	<b>1554</b>









<b>Bucket</b>	
<b>Cat. No.</b>	<b>1559</b>



<b>Vessels</b>															
capacity in ml	5	6	7	8	9	15	2.6 – 3.4	2.7 – 3	4 – 5.5	4.5 – 5	4.9	9 – 10	10	1.6 – 5	4 – 7
Ø x L in mm	12x75	12x82	12x100	16x125	14x100	17x100	13x65	11x66	15x75	11x92	13x90	16x92	10x102	13x75	13x100
max. RCF <sup>2)</sup>	3,192	3,192	3,192	3,328	3,260	3,260	3,192	3,192	3,124	3,192	3,192	3,260	3,260	3,192	3,192
radius in mm	141	141	141	147	144	144	141	141	138	141	141	144	144	141	141
<b>Cat. No.</b>	<b>tubes<sup>2)</sup></b>						<b>blood collection / urine vessels</b>								

<b>Adapter</b>															
boring Ø x L in mm	13.4x57.5	13.4x57.5	13.4x57.5	16.4x82	17.5x81	17.5x81	13.4x57.5	13.4x57.5	17.5x81	13.4x57.5	13.4x57.5	17.5x81	17.5x81	13.4x57.5	13.4x57.5
vessels per rotor	20	20	20	16	16	16	20	20	16	20	20	16	16	20	20
<b>Cat. No.</b>	<b>1486</b>	<b>1486</b>	<b>1486</b>	<b>1488</b>	<b>1482A</b>	<b>1482A</b>	<b>1486</b>	<b>1486</b>	<b>1482A</b>	<b>1486</b>	<b>1486</b>	<b>1482A</b>	<b>1482A</b>	<b>1486</b>	<b>1486</b>

<b>Vessels</b>								
capacity in ml	4 – 7	8.5 – 10	8	12	15	50	12	50
Ø x L in mm	16x75	16x100	16x125	17x102	17x120	29 x 115	17x100	29x115
max. RCF <sup>2)</sup>	3,124	3,260	3,328	3,147	3,351	3,305	3,260	3,305
radius in mm	138	144	147	139	148	146	144	146
<b>Cat. No.</b>	<b>blood- / urine vessels</b>				<b>tubes with screw cap</b>			

<b>Adapter</b>								
boring Ø x L in mm	17.5x81	17.5x81	17.5x81	17.5x74	17x100	30x98	17.5x81	30x98
vessels per rotor	16	16	16	12	16	4	16	4
<b>Cat. No.</b>	<b>1482A</b>	<b>1482A</b>	<b>1482A<sup>4)</sup></b>	<b>1487</b>	<b>1483A</b>	<b>1484</b>	<b>1482A</b>	<b>1484<sup>4)</sup></b>

1) For cooled versions: Lowest temperature achievable with precooling and max. speed.  
 2) Please note that the RCF values indicated refer only to rotor performance. The max. permissible RCF of tubes used should be verified with the individual manufacturers. The max. RCF for glass tubes annotated with footnote 2) is 4,000.  
 3.2) When using these tubes, bucket 1560 cannot be closed with lid 1561.  
 4) Please remove the spacer.  
 5) Tested by the TÜV in conformity with DIN EN 61010, section 2 - 020.  
 6) A rubber stopper for closing the tube for agitating or mixing is available under Cat. No. 0535. The tube may not be centrifuged with the stopper.  
 14) With the E3922 add-on kit and the 1561 lid, the 1565 carrier can be converted at a later time to a 1560 carrier with single-hand clamp lock.

— SWING-OUT ROTOR, 4-PLACE | 1554

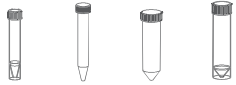
Rotor	
max. RPM   max. RCF	4,500 min <sup>-1</sup>   3,260
max. capacity	8x50 ml
run-up   run-down, braked in sec	28   31
angle   max. noise level	90°   58 dB (A)
temperature in °C <sup>1)</sup>	-8
<b>Cat. No.</b>	<b>1554</b>



Bucket	
<b>Cat. No.</b>	<b>1563</b>



Vessels				
capacity in ml	12	15	50	50
Ø x L in mm	17x100	17x120	29x115	29x115
max. RCF <sup>2)</sup>	3,260	3,260	3,260	3,260
radius in mm	144	144	144	144
<b>Cat. No.</b>	<b>tubes with screw cap</b>			




Adapter				
	+ E 2109 +E2110A			
boring Ø x L in mm	17x87	17x87	30x87	30x87
vessels per rotor	8	8	8	8
<b>Cat. No.</b>	<b>1592</b>	<b>1592</b>	-	-



1) For cooled versions: Lowest temperature achievable with precooling and max. speed.  
 2) Please note that the RCF values indicated refer only to rotor performance. The max. permissible RCF of tubes used should be verified with the individual manufacturers. The max. RCF for glass tubes annotated with footnote 2) is 4,000.

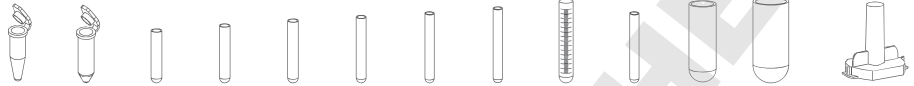
## SWING-OUT ROTOR, 4-PLACE | 1494



Rotor	
max. RPM   max. RCF	5,000 min <sup>-1</sup>   4,193
max. capacity	4 x 100 ml
run-up   run-down, braked in sec	30   32
angle   max. noise level	90°   56 dB (A)
temperature in °C <sup>1)</sup>	-10
<b>Cat. No.</b>	<b>1494</b>

+

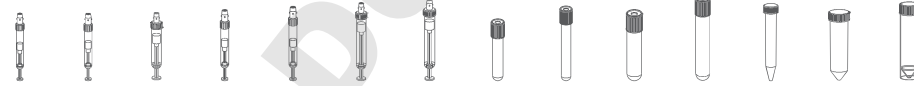
Bucket	
	
<b>Cat. No.</b>	<b>1425</b>

Vessels	
capacity in ml	1.5   2.0   1   3   5   6   7   9   15   25   50   100   1-8
Ø x L in mm	11 x 38   11 x 38   6 x 45   10 x 60   12 x 75   12 x 82   12 x 100   14 x 100   17 x 100   24 x 100   34 x 100   44 x 100   simple / multiple
max. RCF <sup>2)</sup>	3,885   3,885   3,969   3,913   3,913   3,913   3,913   3,913   3,913   3,913   3,913   3,801   2,739
radius in mm	139   139   142   140   140   140   140   140   140   140   140   136   98
<b>Cat. No.</b>	<b>microliter tubes</b> <b>Rhesus</b> <b>tubes<sup>2)</sup></b> <b>cyto chambers</b>

+

Adapter	
boring Ø x L in mm	11.5 x 38   11.5 x 38   6.5 x 34   10.5 x 40   13.4 x 50   12.7 x 60   12.7 x 60   17.5 x 84   17.5 x 84   25.5 x 84   35.5 x 84   45.5 x 86   -
vessels per rotor	36   36   144   56   28   48   48   28   28   8   4   4   4
<b>Cat. No.</b>	<b>1444</b> <b>1444</b> <b>1432</b> <b>1433</b> <b>1438</b> <b>1434</b> <b>1434</b> <b>1431</b> <b>1431</b> <b>1435</b> <b>1436</b> <b>1437</b> <b>1452</b>



Vessels	
capacity in ml	2.6 - 3.4   2.7 - 3   4 - 5.5   4.5 - 5   4.9   7.5 - 8.5   9 - 10   1.6 - 5   4 - 7   4 - 7   8.5 - 10   15   50   50
Ø x L in mm	13 x 65   11 x 66   15 x 75   11 x 92   13 x 90   15 x 92   16 x 92   13 x 75   13 x 100   16 x 75   16 x 100   17 x 120   29 x 115   19 x 115
max. RCF <sup>2)</sup>	3,913   3,913   3,913   3,913   3,913   3,913   3,913   3,913   3,913   3,913   3,913   3,913   4,081   4,081   4,081
radius in mm	140   140   140   140   140   140   140   140   140   140   140   140   146   146   146
<b>Cat. No.</b>	<b>blood collection / urine vessels</b> <b>tubes with screw cap</b>

+

Adapter	
boring Ø x L in mm	13.4 x 50   13.4 x 50   16.5 x 50   13.4 x 50   13.4 x 50   16.5 x 50   17 x 45   13.4 x 50   13.4 x 50   16.5 x 50   16.5 x 50   17 x 90   30 x 90   30 x 90
vessels per rotor	28   28   28   28   28   28   16   28   28   28   28   4   4   4
<b>Cat. No.</b>	<b>1438</b> <b>1438</b> <b>1441</b> <b>1438</b> <b>1438</b> <b>1441</b> <b>1439</b> <b>1438</b> <b>1438</b> <b>1441</b> <b>1441</b> <b>1442</b> <b>1443</b> <b>1737</b>

1) For cooled versions: Lowest temperature achievable with precooling and max. speed.  
 2) Please note that the RCF values indicated refer only to rotor performance. The max. permissible RCF of tubes used should be verified with the individual manufacturers. The max. RCF for glass tubes annotated with footnote 2) is 4,000.

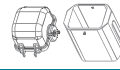
DOMININI

## SWING-OUT ROTOR, 4-PLACE | 1494



### Rotor

max. RPM   max. RCF	5,000 min <sup>-1</sup>   4,109
max. capacity	4 x 50 ml
run-up   run-down, braked in sec	30   32
angle   max. noise level	90°   54 dB (A)
temperature in °C <sup>1)</sup>	-10
<b>Cat. No.</b>	<b>1494</b>



### Bucket

Lid	1421
<b>Cat. No.</b>	<b>1427</b>



### Vessels

capacity in ml	1.5	2.0	1	3	5	6	7	9	15	25	50	1.1-1.4	2.6-3.4	2.7-3	4-5.5
Ø x L in mm	11x38	11x38	6 x 45	10 x 60	12x75	12x82	12x100	14x100	17x100	24x100	34x100	8 x 66	13x65	11x66	15x75
max. RCF <sup>2)</sup>	4,109	4,109	4,081	4,053	4,025	4,053	3,941	3,941	3,941	3,941	3,941	4,109	4,025	4,053	4,109
radius in mm	147	147	146	145	144	145	141	141	141	141	141	147	144	145	147
<b>Cat. No.</b>	<b>microliter tubes</b>			<b>Rhesus</b>	<b>tubes<sup>2)</sup></b>							<b>blood collection / urine vessels</b>			



### Adapter

boring Ø x L in mm	11.5x38	11.5x38	6.5x34	10.5x40	13.4x58	12.5x44	12.4x87	15x73	17.8x87	25.5x87	35.5x87	9x41	13.4x58	12.5x44	15.6x41
vessels per rotor	36	36	120	48	32	48	48	24	24	8	4	48	32	48	20
<b>Cat. No.</b>	<b>5277</b>	<b>5277</b>	<b>1357</b>	<b>1327</b>	<b>1732</b>	<b>5229</b>	<b>5230</b>	<b>5237</b>	<b>5231</b>	<b>5232</b>	<b>5233</b>	<b>5278</b>	<b>1732</b>	<b>5229</b>	<b>5279</b>

### Vessels

capacity in ml	4.5-5	4.9	7.5-8.5	9-10	1.6-5	4-7	4-7	8.5-10	15	50	25	30	50
Ø x L in mm	11x92	13x90	15 x 92	16 x 92	13x75	13 x 100	16 x 75	16 x 100	17 x 120	29 x 115	25 x 90	25 x 110	29 x 115
max. RCF <sup>2)</sup>	3,941	4,025	4,105	3,969	4,025	4,025	3,969	3,941	4,165	4,053	3,565	4,025	4,053
radius in mm	141	144	147	142	144	144	142	141	145	145	142	144	145
<b>Cat. No.</b>	<b>blood collection / urine vessels</b>							<b>tubes with screw cap</b>					




### Adapter

																+ 6316
boring Ø x L in mm	12.4 x 87	13.4 x 58	15.6 x 41	17 x 66	13.4x58	13.4x58	17x66	17.8x87	17x90	30x90	25.5x72	25.5x85	35.5x87			
vessels per rotor	48	32	20	20	32	32	20	24	4	4	8	4	4			
<b>Cat. No.</b>	<b>5230</b>	<b>1732</b>	<b>5279</b>	<b>5271<sup>4)</sup></b>	<b>1732</b>	<b>1732</b>	<b>5271<sup>4)</sup></b>	<b>5231</b>	<b>5275</b>	<b>5276</b>	<b>1731</b>	<b>5272</b>	<b>5233<sup>4)</sup></b>			

1) For cooled versions: Lowest temperature achievable with precooling and max. speed.  
 2) Please note that the RCF values indicated refer only to rotor performance. The max. permissible RCF of tubes used should be verified with the individual manufacturers. The max. RCF for glass tubes annotated with footnote 2) is 4,000.  
 3.1) When using these tubes, carrier 1427 cannot be closed with lid 1421.  
 4) Please remove the spacer.


## SWING-OUT ROTOR, 4-PLACE | 1494



Rotor	
max. RPM   max. RCF	5.000 min <sup>-1</sup>   4.193
max. capacity	4x100 ml
run-up   run-down, braked in sec	30   32
angle   max. noise level	90°   58 dB (A)
temperature in °C <sup>1)</sup>	-10
<b>Cat. No.</b>	<b>1494</b>



Bucket	
Lid bioseal <sup>2)</sup>	1492
<b>Cat. No.</b>	<b>1495</b>



Vessels														
capacity in ml	0.5	1.5	2.0	1	3	5	6	7	9	15	25	50	94	100
Ø x L in mm	10.7x36	11x38	11x38	6x45	10x60	12x75	12x82	12x100	14x100	17x100	24x100	34x100	38x102	44x100
max. RCF <sup>2)</sup>	3,745	3,857	3,857	4,081	4,137	4,025	4,025	4,025	3,997	3,997	3,829	3,801	4,109	4,025
radius in mm	134	138	138	146	148	144	144	144	143	143	137	136	147	144
<b>Cat. No.</b>	<b>Pediatric</b>	<b>microliter tubes</b>			<b>Rhesus tubes<sup>3)</sup></b>									

Adapter															Spacer
boring Ø x L in mm	11.2x38	11.2x38	11.2x38	6.5x34	10.5x40	13.4x48	13.4x48	13.4x48	17.6x91	17.6x91	25.2x87	35.2x87	38.5x92	45.6x98	
vessels per rotor	20	20	20	108	36	20	20	20	16	16	4	4	4	4	
<b>Cat. No.</b>	<b>1351</b>	<b>1351</b>	<b>1351</b>	<b>1339</b>	<b>1343</b>	<b>1383</b>	<b>1383</b>	<b>1383</b>	<b>1329</b>	<b>1329</b>	<b>1330</b>	<b>1331</b>	<b>1396</b>	<b>0761</b>	

Vessels													
capacity in ml	1.1-1.4	2.7-5	2.7-5	2.6-4.9	2.6-4.9	4-8.5	4-8.5	9-10	10	1.6-5	1.6-5	4-10	4-10
Ø x L in mm	8 x 66	11 x 66	11 x 92	13 x 65	13 x 90	15 x 75	15 x 92	16 x 92	15 x 102	13 x 75	13 x 100	16 x 75	16 x 100
max. RCF <sup>2)</sup>	4,053	4,025	4,025	4,025	4,025	4,053	4,053	3,997	4,193	4,025	4,025	4,025	4,025
radius in mm	145	144	144	144	144	145	145	143	150	144	144	144	144
<b>Cat. No.</b>	<b>blood collection / urine vessels</b>												

Adapter													
boring Ø x L in mm	9x47	13.4x48	13.4x48	13.4x48	13.4x48	15.6x47	15.6x47	17.6x91	17.6x91	13.4x48	13.4x48	16.5x56	16.5x56
vessels per rotor	28	20	20	20	20	16	16	16	16	20	20	16	16
<b>Cat. No.</b>	<b>1457</b>	<b>1383</b>	<b>1383</b>	<b>1383</b>	<b>1383</b>	<b>1459</b>	<b>1459</b>	<b>1329</b>	<b>1329</b> <sup>4)</sup>	<b>1383</b>	<b>1383</b>	<b>1348</b>	<b>1348</b>

Vessels											
capacity in ml	15	30	50	12	25	50	10	30	50	85	30
Ø x L in mm	17 x 120	25 x 110	29 x 115	17 x 100	25 x 90	29 x 115	16 x 80	26 x 95	29 x 107	38 x 106	44 x 105
max. RCF <sup>2)</sup>	4,193	4,193	4,193	4,193	3,689	4,193	4,025	3,857	4,137	4,109	3,997
radius in mm	150	150	150	150	132	150	144	138	148	147	143
<b>Cat. No.</b>	<b>tubes with screw cap</b>										<b>0534</b> <sup>6)</sup>

Adapter												Spacer
boring Ø x L in mm	17x90	26x80	30x90	17x80	26x72	29.5x80	16.5x56	26x83	29x93	38.5x92	45.9x98	
vessels per rotor	4	4	4	4	4	4	16	4	4	4	4	
<b>Cat. No.</b>	<b>1347</b>	<b>1365</b>	<b>1384</b>	<b>6311</b>	<b>1363</b>	<b>6318</b>	<b>1348</b>	<b>4417</b>	<b>4416</b>	<b>1396</b>	<b>0765</b>	


- 1) For cooled versions: Lowest temperature achievable with precooling and max. speed.
- 2) Please note that the RCF values indicated refer only to rotor performance. The max. permissible RCF of tubes used should be verified with the individual manufacturers. The max. RCF for glass tubes annotated with footnote 2) is 4,000.
- 3) When using these tubes, bucket 1495 cannot be closed with lid 1492.
- 4) Please remove the spacer.
- 5) Tested by the TÜV in conformity with DIN EN 61010, section 2 - 020.
- 6) A rubber stopper for closing the tube for agitating or mixing is available under Cat. No. 0535. The tube may not be centrifuged with the stopper.

## SWING-OUT ROTOR, 4-PLACE | 1624



### Rotor

max. RPM   max. RCF	4,000 min <sup>-1</sup>   2,665
max. capacity	4x50 ml
run-up   run-down, braked in sec	20   25
angle	90°
<b>Cat. No.</b>	<b>1624</b>



### Vessels

capacity in ml	5	5	6	7	9	9	15	15	20	25	45	50	1-8
Ø x L in mm	12x75	12x75	12x82	12x100	14x100	14x100	17x100	17x100	21x100	24x100	31x100	34x100	simple / multiple
max. RCF <sup>2)</sup>	2,057	2,164	2,308	2,308	2,308	2,415	2,308	2,415	2,361	2,451	2,361	2,451	1,646
radius in mm	115	121	129	129	129	135	129	137	132	137	132	137	92
temperature in °C <sup>1)</sup>	-17	-17	-17	-17	-17	-15	-17	-15	-15	-15	-15	-15	-16

<b>Cat. No.</b>	tubes <sup>2)</sup>												cyto chambers
-----------------	---------------------	--	--	--	--	--	--	--	--	--	--	--	---------------



### Carrier

with decanting aid														
boring Ø x L in mm	12.5x64.4	13.5x65	12.5x71.5	12.5x71.5	14.6x74	14.6x78	17.6x71.5	17.6x78	21.5x74	26x78	32x74	35x78	-	
vessels per rotor	16	68	16	16	20	40	16	28	8	8	4	4	4	
<b>Cat. No.</b>	<b>1369-91</b>	<b>1372</b>	<b>1369-92</b>	<b>1369-92</b>	<b>1370</b>	<b>1741</b>	<b>1369</b>	<b>1742</b>	<b>1346</b>	<b>1745</b>	<b>1345</b>	<b>1746</b>	<b>1660</b>	

### Vessels

capacity in ml	1.1 - 1.4	2.6 - 3.4	4.5 - 5	4.9	1.6 - 5	4 - 7	1.6 - 5	4 - 7	4 - 7	4 - 7	4 - 7	8.5 - 10	30
Ø x L in mm	8 x 66	13x65	15x75	13x90	13x75	16x75	13x75	16 x 75	13 x 100	13 x 100	13 x 100	16 x 100	26 x 95
max. RCF <sup>2)</sup>	2,415	2,325	2,325	2,451	2,129	2,361	2,325	2,325	2,361	2,361	2,451	2,361	2,451
radius in mm	135	130	130	137	119	132	130	130	132	132	137	132	137
temperature in °C <sup>1)</sup>	-15	-15	-15	-15	-15	-15	-15	-15	-15	-15	-15	-17	-15

<b>Cat. No.</b>	blood collection / urine vessels												<b>0545</b>
-----------------	----------------------------------	--	--	--	--	--	--	--	--	--	--	--	-------------




### Carrier

+ 0701	+ 0716	+ 0716	+ 0768 <sup>16)</sup>	+ 0716	+ 0716	+ 1058							
boring Ø x L in mm	14.6x78	17.6x78	17.6x78	14.6x78	14.6x78	17.6x71.5	17.6x78	17.6x78	17.6x71.5	14.6x74	13.5x78	17.6x71.5	26x78
vessels per rotor	40	28	28	40	40	16	28	28	16	20	28	16	8
<b>Cat. No.</b>	<b>1741</b>	<b>1742</b>	<b>1742</b>	<b>1741</b>	<b>1741</b>	<b>1369<sup>5)</sup></b>	<b>1742</b>	<b>1742</b>	<b>1369<sup>4)</sup></b>	<b>1370<sup>4)</sup></b>	<b>1739</b>	<b>1369<sup>4)</sup></b>	<b>1745</b>

1) For cooled versions: Lowest temperature achievable with precooling and max. speed.  
 2) Please note that the RCF values indicated refer only to rotor performance. The max. permissible RCF of tubes used should be verified with the individual manufacturers. The max. RCF for glass tubes annotated with footnote 2) is 4,000.  
 4) Please remove spacer.  
 5) Tested by the TÜV in conformity with DIN EN 61010, section 2 - 020.  
 16) Packed in units of 10 pieces.  
 20) This combination permits no Vacutainers made of glass.



## SWING-OUT ROTOR, 4-PLACE | 1624




Rotor	
max. RPM   max. RCF	4,000 min <sup>1</sup>   1,968
max. capacity	48 x 4 ml
run-up   run-down, braked in sec	22   25
angle   max. noise level	90°   48 dB (A)
temperature in °C	-15
<b>Cat. No.</b>	<b>1624</b>



Bucket	
<b>Cat. No.</b>	<b>1366</b>





Vessels	
capacity in ml	1.5    2.0    1    3    4
Ø x L in mm	11 x 38    11 x 38    6 x 45    10 x 60    12 x 60
max. RCF <sup>2)</sup>	1,968    1,968    1,950    1,932    1,932
radius in mm	110    110    109    108    108
<b>Cat. No.</b>	<b>microliter tubes    Rhesus    tubes<sup>2)</sup></b>



Adapter	
boring Ø x L in mm	11.5 x 38    11.5 x 38    6.5 x 23    10.5 x 23    12.5 x 44
vessels per rotor	36    36    120    48    48
<b>Cat. No.</b>	<b>5277    5277    1357    1327    1326</b>


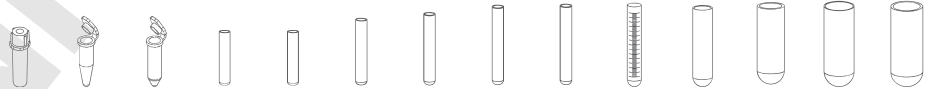
## SWING-OUT ROTOR, 4-PLACE | 1624



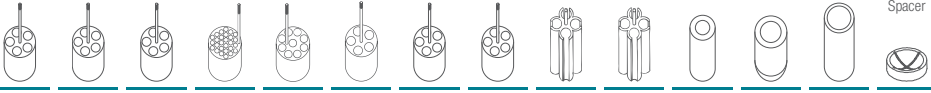
Rotor	
max. RPM   max. RCF <sup>2)</sup>	4,000 min <sup>1</sup>   2,665
max. capacity	4 x 100 ml
run-up   run-down, braked in sec	20   25
angle   max. noise level	90°   58 dB (A)
temperature in °C	-15
<b>Cat. No.</b>	<b>1624</b>



Bucket	
Lid bioseal <sup>3)</sup>	1492
<b>Cat. No.</b>	<b>1481</b>


Vessels	
capacity in ml	0.5    1.5    2.0    1    3    5    6    7    9    15    25    50    94    100
Ø x L in mm	10.7 x 36    11 x 38    11 x 38    6 x 45    10 x 60    12 x 75    12 x 82    12 x 100    14 x 100    17 x 100    24 x 100    34 x 100    38 x 102    44 x 100
max. RCF <sup>2)</sup>	2,379    2,451    2,451    2,594    2,630    2,558    2,558    2,558    2,540    2,540    2,433    2,415    2,612    2,558
radius in mm	133    137    137    145    147    143    143    143    143    142    142    136    135    146    143
<b>Cat. No.</b>	<b>Pediatric    microliter tubes    Rhesus    tubes<sup>2)</sup></b>



Adapter	
boring Ø x L in mm	11.2 x 38    11.2 x 38    11.2 x 38    6.5 x 34    10.5 x 43    13.4 x 48    13.4 x 48    13.4 x 48    17.6 x 91    17.6 x 91    25.2 x 87    35.2 x 87    38.5 x 92    45.9 x 98
vessels per rotor	20    20    20    108    36    20    20    20    16    16    4    4    4    4
<b>Cat. No.</b>	<b>1351    1351    1351    1339    1343    1383    1383    1383    1329    1329    1330    1331    1396    0761</b>

1) For cooled versions: Lowest temperature achievable with precooling and max. speed.  
 2) Please note that the RCF values indicated refer only to rotor performance. The max. permissible RCF of tubes used should be verified with the individual manufacturers. The max. RCF for glass tubes annotated with footnote 2) is 4,000.  
 4) Please remove spacer.  
 5) Tested by the TÜV in conformity with DIN EN 61010. section 2 - 020.  
 16) Packed in units of 10 pieces.  
 20) This combination permits no Vacutainers made of glass.


## SWING-OUT ROTOR, 4-PLACE | 1624



Rotor	
max. RPM   max. RCF	4,000 min <sup>-1</sup>   2,665
max. capacity	4 x 100 ml
run-up   run-down, braked in sec	20   25
angle   max. noise level	90°   58 dB (A)
temperature in °C	-15
<b>Cat. No.</b>	<b>1624</b>



Bucket	
Lid bioseal <sup>®</sup>	1492
<b>Cat. No.</b>	<b>1481</b>



Vessels													
capacity in ml	1.1-1.4	2.7-5	2.7-5	2.6-4.9	2.6-4.9	4-8.5	4-8.5	9-10	10	1.6-7	1.6-7	4-10	4-10
Ø x L in mm	8 x 66	11 x 66	11 x 92	13 x 65	13 x 90	15 x 75	15 x 92	16 x 92	15 x 102	13 x 75	13 x 100	16 x 75	16 x 100
max. RCF <sup>2)</sup>	2,576	2,558	2,558	2,558	2,558	2,576	2,576	2,540	2,665	2,558	2,558	2,522	2,522
radius in mm	144	143	143	143	143	144	144	142	149	143	143	141	141
<b>Cat. No.</b>	<b>blood collection / urine vessels</b>												


Adapter													
boring Ø x L in mm	9x47	13.4x48	13.4x48	13.4x48	13.4x48	15.6x47	15.6x47	17.6x91	17.6x91	13.4x48	13.4x48	16.5x56	16.5x56
vessels per rotor	28	20	20	20	20	16	16	16	16	20	20	16	16
<b>Cat. No.</b>	<b>1457</b>	<b>1383</b>	<b>1383</b>	<b>1383</b>	<b>1383</b>	<b>1459</b>	<b>1459</b>	<b>1329</b>	<b>1329<sup>4)</sup></b>	<b>1383</b>	<b>1383</b>	<b>1348</b>	<b>1348</b>

Vessels													
capacity in ml	5	15	50	12	25	30	50	10	30	50	85	30	chrome bath tube
Ø x L in mm	17x59	17x120	29x115	17 x 100	25 x 90	25 x 110	29 x 115	16 x 80	26 x 95	29x107	38x106	44x105	
max. RCF <sup>2)</sup>	2,665	2,665	2,665	2,665	2,343	2,665	2,665	2,522	2,451	2,630	2,612	2,540	
radius in mm	149	149	149	149	131	149	149	141	137	147	146	142	
<b>Cat. No.</b>	-	<b>tubes with screw cap</b>											<b>0534<sup>®</sup></b>

Adapter													
boring Ø x L in mm	17x45	17x90	30x90	17x80	26x72	26x80	29.5x80	16.5x56	26x83	29x93	38.5x92	45.9x98	Spacer
vessels per rotor	12	4	4	4	4	4	4	16	4	4	4	4	
<b>Cat. No.</b>	<b>6341</b>	<b>1347</b>	<b>1384</b>	<b>6311</b>	<b>1363</b>	<b>1365</b>	<b>6318</b>	<b>1348</b>	<b>4417</b>	<b>4416</b>	<b>1396</b>	<b>0765</b>	

1) For cooled versions: Lowest temperature achievable with precooling and max. speed.  
 2) Please note that the RCF values indicated refer only to rotor performance. The max. permissible RCF of tubes used should be verified with the individual manufacturers. The max. RCF for glass tubes annotated with footnote 2) is 4,000.  
 3.3) When using these tubes, bucket 1752 or 5051 cannot be closed with lid 1751 or 5053.  
 4) Please remove the spacer.  
 5) Tested by the TÜV in conformity with DIN EN 61010. section 2 - 020.  
 6) A rubber stopper for closing the tube for agitating or mixing is available under Cat. No. 0535. The tube may not be centrifuged with the stopper.

## SWING-OUT ROTOR, 4-PLACE | 1324



Rotor	
max. RPM   max. RCF	4,500 min <sup>-1</sup>   3,328
max. capacity	4x100 ml
run-up   run-down, braked in sec	27   30
angle   max. noise level	90°   58 dB (A)
temperature in °C	-6
<b>Cat. No.</b>	<b>1324</b>



Bucket	
Lid bioseal <sup>®</sup>	1492
<b>Cat. No.</b>	<b>1490</b>



Vessels																
capacity in ml		0.5	1.5	2.0	1	3	4	5	6	7	9	15	25	50	94	100
Ø x L in mm		10.7x36	11 x 38	11 x 38	6x45	10x60	10x88	12x75	12x82	12x100	14x100	17x100	24x100	34x100	38x102	44x100
max. RCF <sup>2)</sup>		2,966	3,056	3,056	3,237	3,283	3,283	3,192	3,192	3,192	3,170	3,170	3,034	3,011	3,260	3,192
radius in mm		131	135	135	143	145	145	141	141	141	140	140	134	133	144	141
<b>Cat. No.</b>		<b>Pediatric</b>	<b>microliter tubes</b>			<b>Rhesus tubes<sup>2)</sup></b>										

Adapter																	Spacer
boring Ø x L in mm		11.2x38	11.2x38	11.2x38	6.5x34	10.5x43	10.5x43	13.4x48	13.4x48	13.4x48	17.6x91	17.6x91	25.2x87	35.2x87	38.5x92	45.9x100.5	
vessels per rotor		20	20	20	108	36	36	20	20	20	16	16	4	4	4	4	
<b>Cat. No.</b>		<b>1351</b>	<b>1351</b>	<b>1351</b>	<b>1339</b>	<b>1343</b>	<b>1343</b>	<b>1383</b>	<b>1383</b>	<b>1383</b>	<b>1329</b>	<b>1329</b>	<b>1330</b>	<b>1331</b>	<b>1396</b>	<b>0761</b>	

Vessels																	
capacity in ml		1.1-1.4	2.6-3.4	4.9	2.7-3	4.5-5	4-5.5	7.5-8.5	9-10	10	1.6-5	4-7	4-7	8.5-10	5	15	
Ø x L in mm		8 x 66	13x65	13x90	11x66	11x92	15x75	15x92	16x92	15x102	13x75	13x100	16x75	16x100	17x59	17x120	
max. RCF <sup>2)</sup>		3,215	3,192	3,192	3,192	3,192	3,215	3,215	3,170	3,328	3,192	3,192	3,147	3,147	3,328	3,328	
radius in mm		142	141	141	141	141	142	142	140	147	141	141	139	139	147	147	
<b>Cat. No.</b>		<b>blood collection / urine vessels</b>														-	-


Adapter																
boring Ø x L in mm		9x47	13.4x48	13.4x48	13.4x48	13.4x48	15.6x47	15.6x47	17.6x91	17.6x91	13.4x48	13.4x48	16.5x56	16.5x56	17x45	17x90
vessels per rotor		28	20	20	20	20	16	16	16	16	20	20	16	16	12	4
<b>Cat. No.</b>		<b>1457</b>	<b>1383</b>	<b>1383</b>	<b>1383</b>	<b>1383</b>	<b>1459</b>	<b>1459</b>	<b>1329</b>	<b>1329<sup>4)</sup></b>	<b>1383</b>	<b>1383</b>	<b>1348</b>	<b>1348</b>	<b>6341</b>	<b>1347</b>

Vessels														
Kapazität in ml		15	30	50	12	25	30	50	10	30	50	85	30	
Ø x L in mm		17x120	25 x 110	29 x 115	17 x 100	25 x 90	25 x 110	29 x 115	16 x 80	26 x 95	29x107	38x106	44x105	
max. RCF <sup>2)</sup>		3,328	3,328	3,328	3,328	2,920	3,328	3,328	3,147	3,056	3,283	3,260	3,170	
radius in mm		147	147	147	147	129	147	147	139	135	145	144	140	
<b>Cat. No.</b>		<b>tubes with screw cap</b>												- <sup>®)</sup>

Adapter														Spacer
boring Ø x L in mm		17x107	26x80	30x90	17x80	26x72	26x80	29.5x80	16.5x56	26x83	29x93	38.5x92	45.9x100.5	
vessels per rotor		12	4	4	4	4	4	4	16	4	4	4	4	
<b>Cat. No.</b>		<b>1356</b>	<b>1365</b>	<b>1384</b>	<b>6311</b>	<b>1363</b>	<b>1365</b>	<b>6318</b>	<b>1348</b>	<b>4417</b>	<b>4416</b>	<b>1396</b>	<b>0765</b>	

- 1) For cooled versions: Lowest temperature achievable with precooling and max. speed.
- 2) Please note that the RCF values indicated refer only to rotor performance. The max. permissible RCF of tubes used should be verified with the individual manufacturers. The max. RCF for glass tubes annotated with footnote 2) is 4,000.
- 3,3) When using these tubes, bucket 1752 or 5051 cannot be closed with lid 1751 or 5053.
- 4) Please remove the spacer.
- 5) Tested by the TÜV in conformity with DIN EN 61010. section 2 - 020.
- 6) A rubber stopper for closing the tube for agitating or mixing is available under Cat. No. 0535. The tube may not be centrifuged with the stopper.

## SWING-OUT ROTOR, 4-PLACE | 1324



<b>Rotor</b>	
max. RPM   max. RCF	4,500 min <sup>-1</sup>   3,305
max. capacity	4x50 ml
run-up   run-down, braked in sec	27   30
angle   max. noise level	90°   54 dB (A)
temperature in °C	-6
<b>Cat. No.</b>	<b>1324</b>



<b>Bucket</b>	
<b>Cat. No.</b>	<b>1398</b>



<b>Vessels</b>															
capacity in ml	5	6	7	9	12	15	2.6-3.4	2.7-3	4-5.5	4.5-5	4.9	9-10	10	1.6-5	4-7
Ø x L in mm	12x75	12x82	12x100	14x100	17x102	17x100	13x65	11x66	15x75	11x92	13x90	16x92	15x102	13x75	13x100
max. RCF <sup>2)</sup>	3,147	3,147	3,147	3,192	3,102	3,192	3,147	3,147	2,875	3,147	3,147	3,192	3,192	3,147	3,147
radius in mm	139	139	139	141	137	141	139	139	127	139	139	141	141	139	139
<b>Cat. No.</b>	<b>1324</b>						<b>1398</b>								

<b>Adapter</b>															
boring Ø x L in mm	13.4x57.5	13.4x57.5	13.4x57.5	17.5x81	17.5x74	17.5x81	13.4x57.5	13.4x57.5	17.5x81	13.4x57.5	13.4x57.5	17.5x81	17.5x81	13.4x57.5	13.4x57.5
vessels per rotor	20	20	20	16	12	16	20	20	16	20	20	16	16	20	20
<b>Cat. No.</b>	<b>1486</b>	<b>1486</b>	<b>1486</b>	<b>1482A</b>	<b>1487</b>	<b>1482A</b>	<b>1486</b>	<b>1486</b>	<b>1482A</b>	<b>1486</b>	<b>1486</b>	<b>1482A</b>	<b>1482A</b>	<b>1486</b>	<b>1486</b>

<b>Vessels</b>						
capacity in ml	4-7	8.5-10	15	50	12	50
Ø x L in mm	16x75	16x100	17 x 120	29 x 115	17 x 100	29 x 115
max. RCF <sup>2)</sup>	3,034	3,034	3,305	3,260	3,192	3,260
radius in mm	134	134	146	144	141	144
<b>Cat. No.</b>	<b>1324</b>		<b>1398</b>			

<b>Adapter</b>						
boring Ø x L in mm	17.5x81	17.5x81	17x100	30x98	17.5x81	30x98
vessels per rotor	16	16	16	4	16	4
<b>Cat. No.</b>	<b>1482A</b>	<b>1482A</b>	<b>1483A</b>	<b>1484</b>	<b>1482A</b>	<b>1484<sup>4)</sup></b>

1) For cooled versions: Lowest temperature achievable with precooling and max. speed.  
 2) Please note that the RCF values indicated refer only to rotor performance. The max. permissible RCF of tubes used should be verified with the individual manufacturers. The max. RCF for glass tubes annotated with footnote 2) is 4,000.  
 4) Please remove spacer.

DOMININI

## SWING-OUT ROTOR, 8-PLACE | 1611



### Rotor

max. RPM   max. RCF	4,000 min <sup>-1</sup>   2,415
max. capacity	8 x 15 ml
run-up   run-down, braked in sec	20   20
angle   max. noise level	90°   48 dB (A)
temperature in °C <sup>1)</sup>	-16
<b>Cat. No.</b>	<b>1611</b>



### Vessels

capacity in ml	5	6	7	10	15	2.6-3.4	2.7-3	4-5.5	4.5-5	7.5-8.5	1.6-5	4-7	4-7	8.5-10
Ø x L in mm	12 x 75	12 x 82	12 x 100	13 x 100	17 x 100	13 x 65	11 x 66	15 x 75	11 x 92	15 x 92	13 x 75	13 x 100	16 x 75	16 x 100
max. RCF <sup>2)</sup>	1,914	1,914	2,415	2,415	2,415	1,914	1,914	1,914	2,415	2,415	1,914	2,415	1,914	2,415
radius in mm	107	107	135	135	135	107	107	107	135	135	107	135	107	135
<b>Cat. No.</b>	<b>tubes<sup>2)</sup></b>					<b>blood collection / urine vessels</b>								



### Bucket

boring Ø x L in mm	13 x 53	13 x 53	13.2 x 81	13.2 x 81	17.5 x 81	13 x 53	13 x 53	17.5 x 53	13.2 x 81	17.5 x 81	13 x 53	13.2 x 81	17.5 x 53	17.5 x 81
vessels per rotor	8	8	8	8	8	8	8	8	8	8	8	8	8	8
<b>Cat. No.</b>	<b>1131-A</b>	<b>1131-A</b>	<b>1643</b>	<b>1643</b>	<b>1644</b>	<b>1131-A</b>	<b>1131-A</b>	<b>1132-A</b>	<b>1643</b>	<b>1644</b>	<b>1131-A</b>	<b>1643</b>	<b>1132-A</b>	<b>1644</b>

## SWING-OUT ROTOR, 12-PLACE | 1628



### Rotor

max. RPM   max. RCF <sup>2)</sup>	5,000 min <sup>-1</sup>   4,193
max. capacity	12 x 15 ml
run-up   run-down, braked in sec	16   16
angle   max. noise level	55°/ 60°/ 80°   54 dB (A)
<b>Cat. No.</b>	<b>1628</b>



### Vessels

capacity in ml	5	15	2.6-3.4	2.7-3	4-5.5	7.5-8.5	1.6-5	4-7	8.5-10
Ø x L in mm	12x75	17x100	13x65	11x66	15x75	15x92	13x75	16x75	16x100
max. RCF <sup>2)</sup>	3,494	4,193	3,494	3,494	3,522	4,193	3,494	3,522	4,193
radius in mm	125	150	125	125	126	150	125	126	150
temperature in °C <sup>1)</sup>	-15	-10	-15	-15	-15	-10	-15	-15	-10
<b>Cat. No.</b>	<b>tubes<sup>2)</sup></b>		<b>blood collection / urine vessels</b>						



### Bucket

boring Ø x L in mm	13.2x53	17.5x79	13.2x53	13.2x53	17.5x53	17.5x79	13.2x53	17.5x53	17.5x79
vessels per rotor	12	12	12	12	12	12	12	12	12
<b>Cat. No.</b>	<b>1127-A</b>	<b>1621</b>	<b>1127-A</b>	<b>1127-A</b>	<b>1122</b>	<b>1621</b>	<b>1127-A</b>	<b>1122</b>	<b>1621</b>

1) For cooled versions: Lowest temperature achievable with precooling and max. speed.  
 2) Please note that the RCF values indicated refer only to rotor performance. The max. permissible RCF of tubes used should be verified with the individual manufacturers. The max. RCF for glass tubes annotated with footnote 2) is 4,000.

## SWING-OUT ROTOR, 8-PLACE | 1617



### Rotor

max. RPM   max. RCF	5,000 min <sup>-1</sup>   3,857	
max. capacity	8 x 50 ml	
run-up   run-down, braked in sec	20   19	
angle   max. noise level	45°   50 dB (A)	
temperature in °C <sup>1)</sup>	-10	
<b>Cat. No.</b>	<b>1617</b>	



### Vessels

capacity in ml	15	50
Ø x L in mm	17 x 120	29 x 115
max. RCF <sup>2)</sup>	3,857	3,857
radius in mm	138	138
<b>Cat. No.</b>	<b>tubes with screw cap</b>	



### Adapter

boring Ø x L in mm	17 x 84	30 x 94.5
vessels per rotor	8	8
<b>Cat. No.</b>	<b>1462-A</b>	<b>-</b>



## SWING-OUT ROTOR, 6-PLACE | 1619



### Rotor

max. RPM   max. RCF	4,000 min <sup>-1</sup>   2,701	
max. capacity	6 x 50 ml	
run-up   run-down, braked in sec	20   22	
angle   max. noise level	90°   50 dB (A)	
temperature in °C <sup>1)</sup>	-15	
<b>Cat. No.</b>	<b>1619</b>	



### Vessels

capacity in ml	15	50
Ø x L in mm	17 x 120	29 x 115
max. RCF <sup>2)</sup>	2,701	2,701
radius in mm	151	151
<b>Cat. No.</b>	<b>tubes with screw cap</b>	



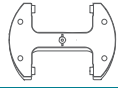
### Adapter

boring Ø x L in mm	17 x 84	30 x 87.5
vessels per rotor	6	6
<b>Cat. No.</b>	<b>1462-A</b>	<b>-</b>




- 1) For cooled versions: Lowest temperature achievable with precooling and max. speed.
- 2) Please note that the RCF values indicated refer only to rotor performance. The max. permissible RCF of tubes used should be verified with the individual manufacturers. The max. RCF for glass tubes annotated with footnote 2) is 4,000.

## SWING-OUT ROTOR, 2-PLACE | 1460



### Rotor

max. RPM   max. RCF	4,000 min <sup>1</sup>   2,218
max. capacity	10 plates
run-up   run-down, braked in sec	40   45
angle   max. noise level	90°   55 dB (A)
temperature in °C <sup>1)</sup>	-6
<b>Cat. No.</b>	<b>1460</b>



### Vessels

capacity in ml	-	-	-	-	-	-	-	-	0.2
W x D x H in mm	128x86x15	128x86x17.5	128x86x22	128x86x44.5	128x86x46	128x86x83	84x59x11	124x82x20	-
max. RCF <sup>2)</sup>	2,218	2,218	2,218	2,218	2,218	2,218	2,218	2,218	2,218
radius in mm	124	124	124	124	124	124	124	124	124
<b>Cat. No.</b>	<b>MTP</b>	<b>MTP</b>	<b>CP</b>	<b>DWP</b>	<b>MS</b>	<b>QP</b>	<b>Microtest plates</b>	<b>PCR plate, 96 wells</b>	<b>PCR strips</b>



### Bucket

boring Ø x L in mm	-	-	-	-	-	-	-	-	-
vessels per rotor	10	8	6	2	2	2	4	2	24 x 8
<b>Cat. No.</b>	<b>1453-A</b>	<b>1453-A</b>	<b>1453-A</b>	<b>1453-A</b>	<b>1453-A</b>	<b>1453-A</b>	<b>1453-A</b>	<b>1453-A + 1485</b>	<b>1453-A + 1485</b>

## SWING-OUT ROTOR, 24-PLACE | 1555



### Rotor

max. RPM   max. RCF	13,000 min <sup>1</sup>   18,327
max. capacity	24x2 ml
run-up   run-down, braked in sec	36   31
angle	90°
temperature in °C <sup>1)</sup>	3
<b>Cat. No.</b>	<b>1555</b>

Lid bioseal<sup>®</sup>, phenol-resistant

**Cat. No.**



**INCLUSIVE**



### Vessels

capacity in ml	0.2	0.4	0.5	0.8	1.5	2
Ø x L in mm	6x18	6x45	8x30	8x45	11x38	11x38
max. RCF <sup>2)</sup>	18,327	18,327	18,327	18,327	18,327	18,327
radius in mm	97	97	97	97	97	97
<b>Cat. No.</b>	<b>microliter tubes</b>					





### Adapter








boring Ø x L in mm	6x40	6x40	8x40	8x40	10.2x19.3	11.5x38.5
vessels per rotor	24	24	24	24	24	24
<b>Cat. No.</b>	<b>2024</b>	<b>2024</b>	<b>2023</b>	<b>2023</b>	<b>2031<sup>7)</sup></b>	<b>-</b>








1) For cooled versions: Lowest temperature achievable with precooling and max. speed.  
 2) Please note that the RCF values indicated refer only to rotor performance. The max. permissible RCF of tubes used should be verified with the individual manufacturers. The max. RCF for glass tubes annotated with footnote 2) is 4,000.  
 5) Tested by TÜV in conformity with DIN EN 61010, section 2 - 020.  
 7) For centrifugation at high speeds, we recommend to use conical, phenol-resistant adapters. Cat. No. 2031.

## ANGLE ROTOR, 24-PLACE | 1552



<b>Rotor</b>		+	<b>Lid bioseal<sup>®</sup>, phenol-resistant</b>		<b>INCLUSIVE</b>
max. RPM   max. RCF	16,000 min <sup>-1</sup>   24,900		<b>Cat. No.</b>		
max. capacity	24 x 2 ml				
run-up   run-down, braked in sec	30   29				
angle   max. noise level	50°   58 dB (A)				
temperature in °C <sup>1)</sup>	2				
<b>Cat. No.</b>	<b>1552</b>				










<b>Vessels</b>							
capacity in ml	0.2	0.4	0.5	0.8	1.5	2	0.5
Ø x L in mm	6x18	6x45	8x30	8x45	11x38	11x38	10.7x36
max. RCF <sup>2)</sup>	24,900	24,900	24,900	24,900	24,900	24,900	23,755
radius in mm	87	87	87	87	87	87	83
<b>Cat. No.</b>	<b>microliter tubes</b>						<b>Pediatric</b>








<b>Adapter</b>							
boring Ø x L in mm	6x40	6x40	8x40	8x40	10.2x19.3	11.2x42.6	11.2x39
vessels per rotor	24	24	24	24	24	24	12
<b>Cat. No.</b>	<b>2024</b>	<b>2024</b>	<b>2023</b>	<b>2023</b>	<b>2031<sup>7)</sup></b>	<b>-</b>	<b>0788<sup>17)</sup></b>

## ANGLE ROTOR, 30-PLACE | 1553

<b>Rotor</b>		+	<b>Lid bioseal<sup>®</sup>, phenol-resistant</b>		<b>INCLUSIVE</b>
max. RPM   max. RCF	14,150 min <sup>-1</sup>   21,713		<b>Cat. No.</b>		
max. capacity	30 x 2 ml				
run-up   run-down, braked in sec	35   32				
angle	45°				
temperature in °C <sup>1)</sup>	-1				
<b>Cat. No.</b>	<b>1553</b>				



<b>Vessels</b>							
capacity in ml	0.2	0.4	0.5	0.8	1.5	2	0.5
Ø x L in mm	6x18	6x45	8x30	8x45	11x38	11x38	10.7x36
max. RCF <sup>2)</sup>	21,713	21,713	21,713	21,713	21,713	21,713	20,818
radius in mm	97	97	97	97	97	97	93
<b>Cat. No.</b>	<b>microliter tubes</b>						<b>Pediatric</b>

<b>Adapter</b>							
boring Ø x L in mm	6x40	6x40	8x40	8x40	10.2x19.3	11.2x40.9	11.2x39
vessels per rotor	30	30	30	30	30	30	15
<b>Cat. No.</b>	<b>2024</b>	<b>2024</b>	<b>2023</b>	<b>2023</b>	<b>2031<sup>7)</sup></b>	<b>-</b>	<b>0788<sup>17)</sup></b>

1) For cooled versions: Lowest temperature achievable with precooling and max. speed.  
 2) Please note that the RCF values indicated refer only to rotor performance. The max. permissible RCF of tubes used should be verified with the individual manufacturers. The max. RCF for glass tubes annotated with footnote 2) is 4,000.  
 5) Tested by TÜV in conformity with DIN EN 61010, section 2 - 020.  
 7) For centrifugation at high speeds, we recommend to use conical, phenol-resistant adapters. Cat. No. 2031.  
 17) Packed in units of 15 pieces.

## — ANGLE ROTOR, 8-PLACE | 1551

Rotor	
max. RPM   max. RCF	13,000 min <sup>-1</sup>   13,604
max. capacity	8 x PCR-Strips
run-up   run-down, braked in sec	36   31
angle   max. noise level	45°   58 dB (A)
temperature in °C <sup>1)</sup>	-4
<b>Cat. No.</b>	<b>1551</b>



Lid bioseal<sup>®</sup>,  
phenol-resistant  
Cat. No.



**INCLUSIVE**



Vessels		
capacity in ml	0.2	0.2
Ø x L in mm	6 x 18	-
max. RCF <sup>2)</sup>	13,604	13,604
radius in mm	72	72
<b>Cat. No.</b>	-	<b>PCR-Strips</b>



## — ANGLE ROTOR, 18-PLACE | 1627

Rotor	
max. RPM   max. RCF	14,150 min <sup>-1</sup>   22,161
max. capacity	18 x 5 ml
run-up   run-down, braked in sec	35   32
angle	45°
temperature in °C <sup>1)</sup>	2
<b>Cat. No.</b>	<b>1627</b>



Lid bioseal<sup>®</sup>,  
phenol-resistant  
Cat. No.



**INCLUSIVE**



Vessels	
capacity in ml	5
Ø x L in mm	17 x 59
max. RCF <sup>2)</sup>	22,161
radius in mm	99
<b>Cat. No.</b>	-



- 1) For cooled versions: Lowest temperature achievable with precooling and max. speed.
- 2) Please note that the RCF values indicated refer only to rotor performance. The max. permissible RCF of tubes used should be verified with the individual manufacturers. The max. RCF for glass tubes annotated with footnote 2) is 4,000.
- 3) Tested by TÜV in conformity with DIN EN 61010, section 2 - 020.

## — ANGLE ROTOR, 6-PLACE | 1556



**Rotor**

max. RPM   max. RCF	9.000 min <sup>-1</sup>   10.595
max. capacity	6x94 ml
run-up   run-down, braked in sec	36   32
angle   max. noise level	35°   60 dB (A)
temperature in °C <sup>1)</sup>	0
<b>Cat. No.</b>	<b>1556</b>



Lid bioseal<sup>®</sup>,  
phenol-resistant  
Cat. No.



**INCLUSIVE**



**Vessels**

capacity in ml	1.5	2	15	50	50	85	7.5-8.5	9-10	10	8.5-10	15	50	10	30	50
Ø x L in mm	11 x 38	11 x 38	17 x 100	35 x 105	34 x 100	38 x 101	15 x 92	16 x 92	15 x 102	16 x 100	17 x 120	29 x 115	16 x 80	26 x 95	29 x 107
max. RCF <sup>2)</sup>	10,324	10,324	10,052	10,414	10,414	10,595	10,052	10,052	10,052	10,052	10,052	10,052	10,414	9,690	10,142
radius in mm	114	114	111	115	115	117	111	111	111	111	111	111	115	107	112
<b>Cat. No.</b>	<b>microliter tubes</b>		<b>tubes<sup>2)</sup></b>			<b>blood collection / urine vessels</b>				<b>tubes with screw cap</b>					



**Adapter**

boring Ø x L in mm	11.4 x 39	11.4 x 39	17.5 x 78	35 x 89	35 x 89	-	17.5 x 78	17.5 x 78	17.5 x 78	17.5 x 78	17 x 106	29.8 x 97	16.5 x 72	26 x 85	29 x 92
vessels per rotor	24	24	6	6	6	6	6	6	6	6	6	6	12	6	6
<b>Cat. No.</b>	<b>1449</b>	<b>1449</b>	<b>1478</b>	<b>1463</b>	<b>1463</b>	<b>-</b>	<b>1478</b>	<b>1478</b>	<b>1478</b>	<b>1478</b>	<b>1466</b>	<b>1454</b>	<b>1477</b>	<b>1447</b>	<b>1446</b>

**Vessels**

capacity in ml	85	94
Ø x L in mm	38 x 106	38 x 102
max. RCF <sup>2)</sup>	10,595	10,595
radius in mm	117	117
<b>Cat. No.</b>	<b>tubes with screw cap</b>	



**Adapter**

boring Ø x L in mm	-	-
vessels per rotor	6	6
<b>Cat. No.</b>	<b>-</b>	<b>-</b>

1) For cooled versions: Lowest temperature achievable with precooling and max. speed.  
 2) Please note that the RCF values indicated refer only to rotor performance. The max. permissible RCF of tubes used should be verified with the individual manufacturers. The max. RCF for glass tubes annotated with footnote 2) is 4,000.  
 5) Tested by TÜV in conformity with DIN EN 61010, section 2 - 020.

## — ANGLE ROTOR, 12-PLACE | 1613



### Rotor

max. RPM   max. RCF	6,000 min <sup>-1</sup>   4,146
max. capacity	12 x 15 ml
run-up   run-down, braked in sec	15   15
angle   max. noise level	35°   50 dB (A)
temperature in °C <sup>1)</sup>	-16
<b>Cat. No.</b>	<b>1613</b>



### Vessels

capacity in ml	0.5	1.5	2.0	4	5	6	15	1.1 - 1.4	2.6 - 3.4	2.7 - 3	4.5 - 5	4.9	7.5 - 8.5	9 - 10	10
Ø x L in mm	10.7 x 36	11 x 38	11 x 38	10 x 88	12 x 75	12 x 82	17 x 100	8 x 66	13 x 65	11 x 66	11 x 92	13 x 90	15 x 92	16 x 92	15 x 102
max. RCF <sup>2)</sup>	2,777	2,737	2,737	3,502	3,300	3,300	4,146	3,300	3,300	3,300	4,146	4,146	4,146	4,146	4,146
radius in mm	69	68	68	87	82	82	103	82	82	82	103	103	103	103	103
<b>Cat. No.</b>	<b>Pediatric</b>	<b>microliter tubes</b>			<b>tubes<sup>2)</sup></b>			<b>blood collection / urine vessels</b>							



### Adapter

boring Ø x L in mm	11 x 35	11 x 35	11 x 35	11.5 x 67.5	13.5 x 60	13.5 x 60	17.7 x 88	13.5 x 60	13.5 x 60	13.5 x 60	17.7 x 88	17.7 x 88	17.7 x 88	17.7 x 88	17.7 x 88
vessels per rotor	12	12	12	12	12	12	12	12	12	12	12	12	12	12	12
<b>Cat. No.</b>	<b>2 x 1063-6 (6 pcs.)</b>			<b>6305</b>	<b>1054-A</b>	<b>1054-A</b>	<b>-</b>	<b>1054-A</b>	<b>1054-A</b>	<b>1054-A</b>	<b>-</b>	<b>-</b>	<b>-</b>	<b>-</b>	<b>-</b>

### Vessels

capacity in ml	1.6 - 5	4 - 7	8	8.5 - 10	5	15
Ø x L in mm	13 x 75	13 x 100	16 x 125	16 x 100	17 x 59	17 x 120
max. RCF <sup>2)</sup>	3,300	4,146	4,146	4,146	3,180	4,146
radius in mm	82	103	103	103	79	103
<b>Cat. No.</b>	<b>blood collection / urine vessels</b>				<b>-</b>	<b>-</b>



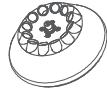
### Adapter

boring Ø x L in mm	13.5 x 60	13.5 x 79	17.7 x 88	17.7 x 88	17 x 25
vessels per rotor	12	12	6	12	6
<b>Cat. No.</b>	<b>1054-A</b>	<b>1058</b>	<b>-</b>	<b>-</b>	<b>1064</b>

1) For cooled versions: Lowest temperature achievable with precooling and max. speed.  
 2) Please note that the RCF values indicated refer only to rotor performance. The max. permissible RCF of tubes used should be verified with the individual manufacturers. The max. RCF for glass tubes annotated with footnote 2) is 4,000.

DOMINIO

## ANGLE ROTOR, 12-PLACE | 1615



### Rotor

max. RPM   max. RCF	12,000 min <sup>-1</sup>   16,582
max. capacity	12 x 15 ml
run-up   run-down, braked in sec	40   40
angle   max. noise level	35°   52 dB (A)
temperature in °C <sup>1)</sup>	-2
<b>Cat. No.</b>	<b>1615</b>

### Vessels

capacity in ml	0.5	1.5	2.0	4	5	6	15	1.1 - 1.4	2.6 - 3.4	2.7 - 3	4.5 - 5	4.9	7.5 - 10	10
Ø x L in mm	10.7 x 36	11 x 38	11 x 38	10 x 88	12 x 75	12 x 82	17 x 100	8 x 66	13 x 65	11 x 66	11 x 92	13 x 90	15/16 x 92	15 x 102
max. RCF <sup>2)</sup>	11,108	10,947	10,947	14,006	13,201	13,201	16,582	13,201	13,201	13,201	16,582	16,582	16,582	16,582
radius in mm	69	68	68	87	82	82	103	82	82	82	103	103	103	103
<b>Cat. No.</b>	<b>Pediatric</b>	<b>microliter tubes</b>		<b>tubes <sup>2)</sup></b>			<b>blood collection / urine vessels</b>							



### Adapter

boring Ø x L in mm	11 x 35	11 x 35	11 x 35	11.5 x 67.5	13.5 x 60	13.5 x 60	17.7 x 88	13.5 x 60	13.5 x 60	13.5 x 60	17.7 x 88	17.7 x 88	17.7 x 88	17.7 x 88	17.7 x 88
vessels per rotor	12	12	12	12	12	12	12	12	12	12	12	12	12	12	12
<b>Cat. No.</b>	<b>2 x 1063-6 (6 pcs.)</b>			<b>6305</b>	<b>1054-A</b>	<b>1054-A</b>	<b>-</b>	<b>1054-A</b>	<b>1054-A</b>	<b>1054-A</b>	<b>-</b>	<b>-</b>	<b>-</b>	<b>-</b>	<b>-</b>

### Vessels

capacity in ml	1.6 - 5	4 - 7	8 - 10	8 - 10	5	15
Ø x L in mm	13 x 75	13 x 100	16 x 100	16 x 125	17 x 59	17 x 120
max. RCF <sup>2)</sup>	13,201	16,582	16,582	16,582	12,718	15,455
radius in mm	82	103	103	103	79	96
<b>Cat. No.</b>	<b>blood collection / urine vessels</b>				<b>-</b>	<b>-</b>



### Adapter

boring Ø x L in mm	13.5 x 60	13.5 x 79	17.7 x 88	17.7 x 88	17 x 25	17 x 104
vessels per rotor	12	12	12	6	12	6
<b>Cat. No.</b>	<b>1054-A</b>	<b>1058</b>	<b>-</b>	<b>-</b>	<b>1064</b>	<b>1647 <sup>25)</sup></b>

1) For cooled versions: Lowest temperature achievable with precooling and max. speed.  
 2) Please note that the RCF values indicated refer only to rotor performance. The max. permissible RCF of tubes used should be verified with the individual manufacturers. The max. RCF for glass tubes annotated with footnote 2) is 4,000.  
 25) Adapter (set), 6-place: For conical 15 ml tubes with screw cap, remove carriers from rotor and replace them with adapters.

DOMINIO

## ANGLE ROTOR, 8-PLACE | 1418



### Rotor

max. RPM   max. RCF	4,500 min <sup>1</sup>   3,305
max. capacity	8x50 ml
run-up   run-down, braked in sec	30   31
angle   max. noise level	45°   54 dB (A)
temperature in °C <sup>1)</sup>	-11
<b>Cat. No.</b>	<b>1418</b>



Vessels															
capacity in ml	5	15	1.1-1.4	2.6-3.4	2.7-3	9-10	1.6-5	4-7	8.5-10	12	15	50	12	50	50
Ø x L in mm	12x75	17x100	8x66	13x65	11x66	16x92	13x75	13x100	16x100	17x102	17x120	29x115	17x100	29x115	29x107
max. RCF <sup>2)</sup>	2,762	3,215	2,762	2,762	2,762	3,215	2,762	3,305	3,215	3,215	3,283	3,147	3,215	3,147	3,147
radius in mm	122	142	122	122	122	142	122	146	142	142	145	139	142	139	139
<b>Cat. No.</b>	tubes <sup>2)</sup>		blood collection / urine vessels						tubes with screw cap						
<b>+</b>	+ 1054-A	+ 0716	+ 1054-A	+ 1054-A	+ 1054-A	+ 0716	+ 1054-A		+ 0716	+ 0716	+ E2109	+ E2110-A	+ 0716		
<b>Carrier</b>															
boring Ø x L in mm	17.4x91	17.4x91	17.4x91	17.4x91	17.4x91	17.4x91	17.4x91	17.4x91	17.4x91	17.4x91	17.4x91	30.2x92	17.4x91	30.2x92	30.2x92
vessels per rotor	32	32	32	32	32	32	32	32	32	32	32	8	32	8	8
<b>Cat. No.</b>	<b>1467</b>	<b>1467</b>	<b>1467</b>	<b>1467</b>	<b>1467</b>	<b>1467</b>	<b>1467</b>	<b>1467</b>	<b>1467</b>	<b>1467</b>	<b>1467</b>	<b>1468</b>	<b>1467</b>	<b>1468</b>	<b>1468</b>

1) For cooled versions: Lowest temperature achievable with precooling and max. speed.  
 2) Please note that the RCF values indicated refer only to rotor performance. The max. permissible RCF of tubes used should be verified with the individual manufacturers. The max. RCF for glass tubes annotated with footnote 2) is 4,000.

## CERTIFICATIONS / REGISTRATIONS

Product certification:



Product registration:



Company certifications:

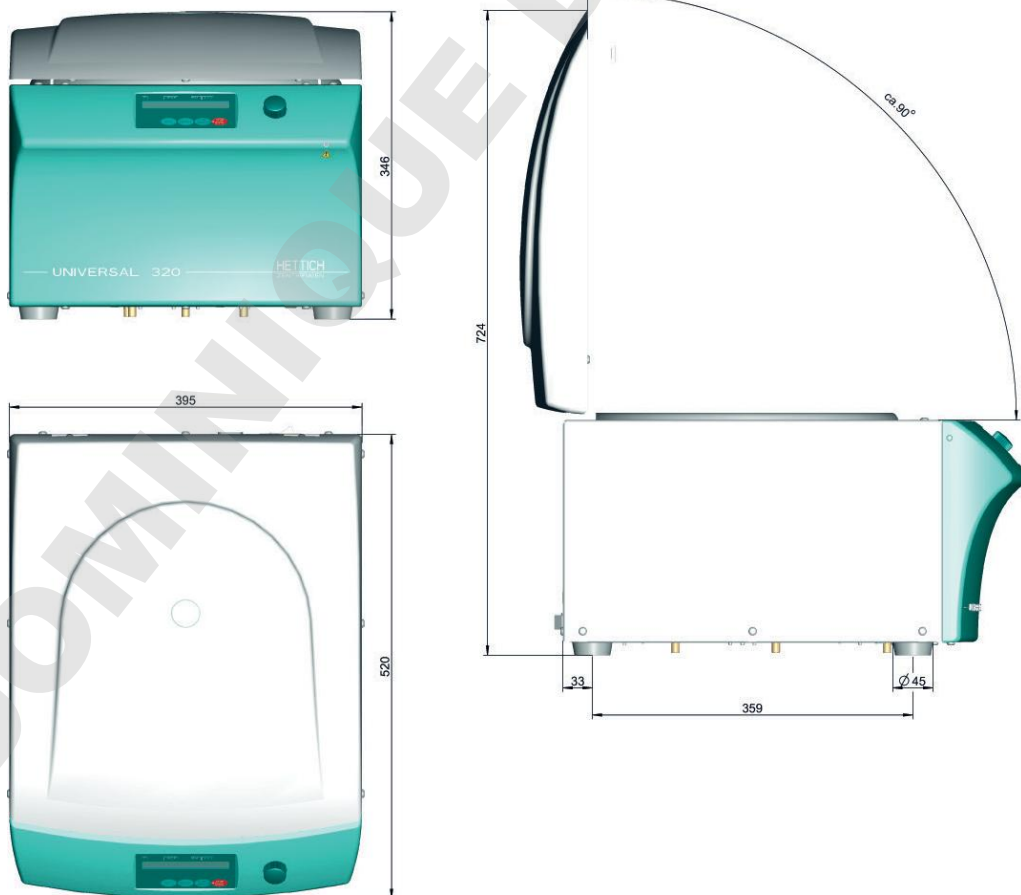


## DOWNLOADS

↓ [Operating manual – UNIVERSAL 320 | 320 R](#)

↓ [General Catalog](#)

## DIMENSIONS – UNIVERSAL 320



## — DIMENSIONS – UNIVERSAL 320 R

