



sartorius

Quintix®

Benefits

- PC-Direct Feature
- Automatic Internal Adjustment
- Top Performance
- Intuitive Operation
- Ergonomic Draft Shield



Product Information

The Sartorius Quintix® sets new benchmarks in every aspect for standard lab balances. A number of features make Your workflow much more efficient, such as fully automatic internal adjustment, direct data transfer, ergonomic style and, above all, the entirely new touchscreen user interface with built-in application programs.

The self-explanatory icons and plain-text prompts on the large touchscreen show you all the information you need to know for the procedure – no more, no less.

Technical Specifications

AC Adapter

Sartorius AC adaptor module 6971790 with interchangeable country-specific plug-in AC adaptors

Primary 100–240 V~, -10%|+10%,
50–60 Hz, 0.2 A

Secondary 15 V DC, ± 5%, 530 mA (max.) |
8 Watt (max.): 0 to +40 °C and
15 V DC, ± 5%, 330 mA (max.) |
5 Watt (max.): 0 to +50 °C

Other data protection class II, in accordance
with EN | IEC 60950-1 up to
3000 m above sea level;
IP40 as per EN | IEC 60529

Balance

Power supply only via Sartorius AC adaptor
module 6971790

Input voltage 12.0–15.0 V DC

Power consumption 2.0 W (typically)
4.5 W (typically), only for
125D-1x, 65-1x and 35-1x

Ambient Conditions

The specifications apply when the following ambient conditions are in place:

Environment for indoor use only

Ambient temperature* +10 °C to +30 °C

Operational capacity guaranteed between
+5 °C and +45 °C

Storage and shipping -10 °C to +60 °C

Elevation up to 3000 m above sea level

Relative humidity** 15% to 80% for temperatures
up to 31 °C; non-condensing,
decreasing linearly to 50% relative
humidity at 40 °C and 20% at 50 °C

Safety of electrical equipment in accordance with EN 61010-1/
IEC 61010-1. Safety requirements
for electrical equipment for mea-
surement, control, and laboratory
use – Part 1: General requirements

Electromagnetic compatibility in accordance with EN 61326-1/
IEC 61326-1. Electrical equipment
for measurement, control, and
laboratory use – EMC requirements
– Part 1: General requirements

Defined immunity to interference Suitable for use in industrial areas

Interference emission Class B (suitable for use in
residential areas and areas that
are connected to a low voltage
network that also supplies
residential buildings).
The device can therefore be
used in both areas.

Balances verified for use in legal metrology comply with the requirements of Council Directive 2009/23/EC, EN 45501:1992, and OIML R76:2006.

* For balances verified for use in legal metrology in accordance with EU requirements, refer to the information on the balance.

** For balances verified for use in legal metrology in accordance with EU requirements, the legal regulations apply.

Standard Equipment	
Levelling	Glass level indicator with air bubble for centering
Calibration	Internal calibration isoCAL, External calibration
Selectable weight units ¹⁾	Gram, kilogram, carat, pound, ounce, troy ounce, Hong Kong tael, Singapore tael, Taiwan tael, grain, pennyweights, milligram, parts per pound, China tael, mommes, Austrian carat, tola, baht, mesghal and Newton
Interface	mini USB – Automatic recognition of Sartorius printer models YDP30 or YDP40 – Direct data transfer to Microsoft® Windows programs – Programmable interval for data output – Data transfer protocols SBI, xBPI, table format, text format
Display	Touch screen with Sartorius graphical user interface
Standard built-in applications	Weighing, Density, Percentage, Checkweighing, Peak Hold, Counting, Unstable Conditions Animal weighing

Standard Equipment	
Special built-in lab applications	Mixing, Components, Statistics, Conversion
Languages	English, French, German, Hungarian, Italian, Polish, Portuguese, Russian, Spanish, Turkish, Chinese, Japanese, Korean
Protection	– Chemical resistant finish of the top housing – Glass parts of the draft shield are coated to reduce electrostatic influences – In-use cover – Dust cover for balances with draft shield
Password protection	Supervisor lock for protection against unintentional changes
Anti-theft lock	Kensington lock and lockdown capability for cable or chain

¹⁾ Limited for verified models



Standard Models

Model		125D-1x ¹⁾	65-1x ¹⁾	35-1x ¹⁾
Design		1	1	1
Weighing capacity	g	40 60 120	40 60	30
Readability	mg	0.01 0.01 0.1	0.01 0.01	0.01
Repeatability (standard deviation)	mg	0.03 0.04 0.07	0.03 0.04	0.03
Repeatability (standard deviation), typical	mg	0.02 0.04 0.07	0.02 0.04	0.03
Linearity deviation	mg	0.1 0.1 0.2	0.1 0.1	0.1
Typical starting point of the operating range ²⁾	mg	25*	25*	25*
Optimal starting point of the operating range ²⁾	mg	8.2*	8.2*	8.2*
Sensitivity drift between +10 °C and +30 °C	± ppm/K	1	1	1
Typical stabilization time	s	6 6 2	6 6	6
isoCAL:				
– Temperature change	K	1.5	1.5	1.5
– Time interval	h	4	4	4
Display result (depending on the set filter level)	s	0.2 0.4	0.2 0.4	0.2 0.4
Weighing pan size	mm	∅ 80 (optional ∅ 90)	∅ 80 (optional ∅ 90)	∅ 80 (optional ∅ 90)
Weighing chamber height**	mm	218	218	218
Net weight, approx.	kg	7.8	7.8	7.8
IP protection class		IP43	IP43	IP43

Model		224-1x ¹⁾	124-1x ¹⁾	64-1x ¹⁾
Design		2	2	2
Weighing capacity	g	220	120	60
Readability	mg	0.1	0.1	0.1
Repeatability (standard deviation)	mg	0.1	0.1	0.1
Linearity deviation	mg	0.2	0.2	0.2
Typical starting point of the operating range ²⁾	mg	120	120	120
Optimal starting point of the operating range ²⁾	mg	82	82	82
Sensitivity drift between +10 °C and +30 °C	± ppm/K	1.5	1.5	1.5
Typical stabilization time	s	2	2	2
isoCAL:				
– Temperature change	K	1.5	1.5	1.5
– Time interval	h	4	4	4
Display result (depending on the set filter level)	s	0.2	0.2	0.2
Weighing pan size	mm	∅ 90	∅ 90	∅ 90
Weighing chamber height**	mm	209	209	209
Net weight, approx.	kg	4.9	4.9	4.9



Design 1



Design 2



Design 3



Design 4

Model		613-1x ¹⁾	513-1x ¹⁾	313-1x ¹⁾	213-1x ¹⁾	6102-1x ¹⁾	5102-1x ¹⁾	3102-1x ¹⁾	2102-1x ¹⁾
Design		3	3	3	3	4	4	4	4
Weighing capacity	g	610	510	310	210	6,100	5,100	3,100	2,100
Readability	mg	1	1	1	1	10	10	10	10
Repeatability (standard deviation)	mg	1	1	1	1	10	10	10	10
Linearity deviation	mg	2	2	2	2	20	20	20	30
Typical starting point of the operating range ²⁾	g	1.5	1.5	1.5	1.5	12	12	12	12
Optimal starting point of the operating range ²⁾	g	0.82	0.82	0.82	0.82	8.2	8.2	8.2	8.2
Sensitivity drift between +10 °C and +30 °C	± ppm/K	3	3	3	3	3	3	3	5
Typical stabilization time	s	1	1	1	1	1	1	1	1.5
isoCAL:									
– Temperature change	K	2	2	4	4	2	2	4	4
– Time interval	h	6	6	12	12	6	6	12	12
Display result (depending on the set filter level)	s	0.1 0.2	0.1 0.2	0.1 0.2	0.1 0.2	0.1 0.2	0.1 0.2	0.1 0.2	0.1 0.2
Weighing pan size	mm	∅ 120	∅ 120	∅ 120	∅ 120	∅ 180	∅ 180	∅ 180	∅ 180
Weighing chamber height**	mm	209	209	209	209	–	–	–	–
Net weight, approx.	kg	4.9	4.9	4.9	4.9	5.2	5.2	5.2	4.7

Model		1102-1x ¹⁾	612-1x ¹⁾	412-1x ¹⁾	6101-1x ¹⁾	5101-1x ¹⁾	2101-1x ¹⁾	6100-1x ¹⁾	5100-1x ¹⁾
Design		4	4	4	4	4	4	4	4
Weighing capacity	g	1,100	610	410	6,100	5,100	2,100	6,100	5,100
Readability	mg	10	10	10	100	100	100	1,000	1,000
Repeatability (standard deviation)	mg	10	10	10	100	100	100	500	500
Linearity deviation	mg	30	30	30	300	300	300	1,000	1,000
Typical starting point of the operating range ²⁾	g	12	12	12	82	82	82	820	820
Optimal starting point of the operating range ²⁾	g	8.2	8.2	8.2	82	82	82	820	820
Sensitivity drift between +10 °C and +30 °C	± ppm/K	5	5	5	10	10	10	10	10
Typical stabilization time	s	1.5	1.5	1.5	1.5	1.5	1.5	1.5	1.5
isoCAL:									
– Temperature change	K	4	4	4	4	4	4	4	4
– Time interval	h	24	24	24	24	24	24	24	24
Display result (depending on the set filter level)	s	0.1 0.2	0.1 0.2	0.1 0.2	0.1 0.2	0.1 0.2	0.1 0.2	0.1 0.2	0.1 0.2
Weighing pan size	mm	∅ 180	∅ 180	∅ 180	∅ 180	∅ 180	∅ 180	∅ 180	∅ 180
Net weight, approx.	kg	4.7	4.7	4.7	4.7	4.7	4.7	4.7	4.7

* In combination with weighing pan, 80 mm, slotted YSP01SQP

** Upper edge of the weighing pan to the lower edge of the upper draft shield panel

¹⁾ Possible terms for country-specific models:

x = S: Standard balances without country-specific additions

x = SAR: Standard balances with country-specific additions for Argentina

x = SJP: Standard balances with country-specific additions for Japan

x = SKR: Standard balances with country-specific additions for South Korea

²⁾ According to USP (United States Pharmacopoeia) Chapter 41, the optimal operating range is defined from 820d to maximum weighing capacity. Depending on the installation location and environmental conditions, the value could be higher.

Verified Models with Country-specific Type Approval Certificate

Model		125D-1x ²⁾	65-1x ²⁾	35-1x ²⁾
Design		1	1	1
Accuracy class		Ⓢ	Ⓢ	Ⓢ
Type ³⁾		SQP-F	SQP-F	SQP-F
Max	g	60 120	60	30
Scale interval d	g	0.00001 0.0001	0.00001	0.00001
Verification scale interval e	g	0.001	0.001	0.001
Min	g	0.001	0.001	0.001
Min (only for Models ...-10IN)	g	0.1	0.1	0.1
Tare (subtractive)		<100 % of the max. weighing capacity		
Typical starting point of the operating range ⁴⁾	g	0.025*	0.025*	0.025*
Optimal starting point of the operating range ⁴⁾	g	0.0082*	0.0082*	0.0082*
Typical stabilization time	s	6 2	6	6
isoCAL:				
- Temperature change	K	1.5	1.5	1.5
- Time interval	h	4	4	4
Display result (depending on the set filter level)	s	0.2 0.4	0.2 0.4	0.2 0.4
Weighing pan size	mm	∅ 80 (optional ∅ 90)	∅ 80 (optional ∅ 90)	∅ 80 (optional ∅ 90)
Weighing chamber height**	mm	218	218	218
Net weight, approx.	kg	7.8	7.8	7.8
IP protection class		IP43	IP43	IP43

Model		224-1x ²⁾	124-1x ²⁾	64-1x ²⁾
Design		2	2	2
Accuracy class		Ⓢ	Ⓢ	Ⓢ
Type ³⁾		SQP-A	SQP-A	SQP-A
Max	g	220	120	60
Scale interval d	mg	0.1	0.1	0.1
Verification scale interval e	mg	1	1	1
Min	g	0,01	0,01	0,01
Min (only for Models ...-10IN)	g	0.1	0.1	0.1
Tare (subtractive)		<100 % of the max. weighing capacity		
Typical starting point of the operating range ⁴⁾	g	0.12	0.12	0.12
Optimal starting point of the operating range ⁴⁾	g	0.082	0.082	0.082
Typical stabilization time	s	2	2	2
isoCAL:				
- Temperature change	K	1.5	1.5	1.5
- Time interval	h	4	4	4
Display result (depending on the set filter level)	s	0.2	0.2	0.2
Weighing pan size	mm	∅ 90	∅ 90	∅ 90
Weighing chamber height**	mm	209	209	209
Net weight, approx.	kg	4.9	4.9	4.9

Model		613-1x ²⁾	513-1x ²⁾	313-1x ²⁾	213-1x ²⁾	6102-1x ²⁾	5102-1x ²⁾	3102-1x ²⁾	2102-1x ²⁾
Design		3	3	3	3	4	4	4	4
Accuracy class		II	II	II	II	II	II	II	II
Type ³⁾		SQP-B	SQP-B	SQP-B	SQP-B	SQP-C	SQP-C	SQP-C	SQP-D
Max	g	610	510	310	210	6,100	5,100	3,100	2,100
Scale interval d	mg	1	1	1	1	10	10	10	10
Verification scale interval e	mg	10	10	10	10	100	100	100	100
Min	g	0.02	0.02	0.02	0.02	0.5	0.5	0.5	0.5
Min (only for Models ...-10IN)	g	0.2	0.2	0.2	0.2	5	5	5	5
Tare (subtractive)		< 100% of the max. weighing capacity							
Typical starting point of the operating range ⁴⁾	g	1.5	1.5	1.5	1.5	12	12	12	12
Optimal starting point of the operating range ⁴⁾	g	0.82	0.82	0.82	0.82	8.2	8.2	8.2	8.2
Typical stabilization time	s	1	1	1	1	1	1	1	1.5
isoCAL:									
- Temperature change	K	2	2	2	2	2	2	2	2
- Time interval	h	4	4	6	6	6	6	6	6
Display result (depending on the set filter level)	s	0.1 0.2	0.1 0.2	0.1 0.2	0.1 0.2	0.1 0.2	0.1 0.2	0.1 0.2	0.1 0.2
Weighing pan size	mm	∅ 120	∅ 120	∅ 120	∅ 120	∅ 180	∅ 180	∅ 180	∅ 180
Weighing chamber height**	mm	209	209	209	209	-	-	-	-
Net weight, approx.	kg	4.9	4.9	4.9	4.9	5.2	5.2	5.2	4.7

Model		1102-1x ²⁾	612-1x ²⁾	6101-1x ²⁾	5101-1x ²⁾	6100-1x ²⁾	5100-1x ²⁾
Design		4	4	4	4	4	4
Accuracy class		II	II	II	II	II	II
Type ³⁾		SQP-D	SQP-D	SQP-E	SQP-E	SQP-E	SQP-E
Max	g	1,100	610	6,100	5,100	6,100	5,100
Scale interval d	mg	10	10	100	100	1,000	1,000
Verification scale interval e	mg	100	100	1,000	1,000	1,000	1,000
Min	g	0.5	0.5	5	5	50	50
Min (only for Models ...-10IN)	g	5	5	5	5	50	50
Tare (subtractive)		< 100% of the max. weighing capacity					
Typical starting point of the operating range ⁴⁾	g	12	12	82	82	820	820
Optimal starting point of the operating range ⁴⁾	g	8.2	8.2	82	82	820	820
Typical stabilization time	s	1.5	1.5	1.5	1.5	1.5	1.5
isoCAL:							
- Temperature change	K	2	2	2	2	2	2
- Time interval	h	6	6	6	6	6	6
Display result (depending on the set filter level)	s	0.1 0.2	0.1 0.2	0.1 0.2	0.1 0.2	0.1 0.2	0.1 0.2
Weighing pan size	mm	∅ 180	∅ 180	∅ 180	∅ 180	∅ 180	∅ 180
Net weight, approx.	kg	4.7	4.7	4.7	4.7	4.7	4.7

* In combination with weighing pan, 80 mm, slotted YSP01SQP

** Upper edge of the weighing pan to the lower edge of the upper draft shield panel

²⁾ Possible terms for country-specific models:

x = CEU: Verified balances with EC Type Approval Certificate D12-09-014 (for EU except France, Italy, and Switzerland)

x = CFR: Verified balances with EC Type Approval Certificate D12-09-014 for France only

x = CIT: Verified balances with EC Type Approval Certificate D12-09-014 for Italy only

x = CCH: Verified balances with EC Type Approval Certificate D12-09-014 for Switzerland only

x = CN: CMC Type Approval Certificate for China

x = OJP: Balance with Type Approval Certificate for Japan

x = OBR: Balance with Type Approval Certificate for Brazil

x = ORU: Balance with Type Approval Certificate for Russia

x = OIN: Balance with Type Approval Certificate for India

x = OAU: Balance with Type Approval Certificate for Australia

³⁾ All models with "...CN": type "SQP"

⁴⁾ According to USP (United States Pharmacopeia) Chapter 41, the optimal operating range is defined from 820d to maximum weighing capacity. Depending on the installation location and environmental conditions, the value could be higher.

Optional Accessories

Printers and Communications

Premium GLP Laboratory Printer	YDP30
– Printer paper for GLP laboratory printer	69Y03285
– Endless labels for GLP laboratory printer	69Y03286
Standard Laboratory Printer	YDP40
– Printer paper for standard laboratory printer	69Y03287
Data communication cable, USB USB A	YCC04-D09
Data communication cable, mini USB RS232, 9-pin	YCC03-D09
Data communication cable, mini USB RS232, 25-pin	YCC03-D25

General

Battery Pack for Standard Lab Balances	YRB11Z
Draft shield for balances with a readability of 10 mg	YDS01SQP
Round glass draft shield for balances with a readability of 1 mg	YDS02SQP
In-use cover for balances with a readability of 0.01 mg	6960SE05
In-use cover for balances with a readability of 0.1 mg 1 mg	6960SE01
In-use cover for balances with a readability of 10 mg	6960SE02
Dust cover for balances with a readability of 0.1 mg 1 mg	6960SE03
Dust cover for balances with a readability of 0.01 mg	6960SE04

Weighing Pans (for balances design 1)

Weighing pan, 80 mm, slotted	YSP01SQP
Weighing pan, 90 mm; includes conversion kit	YWP01SQP
Filter weighing pan, 130 mm	YFW01SQP

Density Determination

Density kit for balances with a readability of 0.01 mg	VF4601
Density kit for balances with a readability of 0.1 mg 1 mg	YDK03
Density kit for balances with a readability of 10 mg	YDK04

Calibration Weights

Calibration for lab balance model 224; 313; 213 – Proof Line knob weight 200 g, OIML class E2, with DAkkS certificate	YCW522-AC-02
Calibration for lab balance model 124 – Proof Line knob weight 100 g, OIML class E2, with DAkkS certificate	YCW512-AC-02
Calibration for lab balance model 125D; 65; 64 – Proof Line knob weight 50 g, OIML class E2, with DAkkS certificate	YCW452-AC-02
Calibration for lab balance model 35 – Proof Line knob weight 20 g, OIML class E2, with DAkkS certificate	YCW422-AC-02
Calibration for lab balance model 613; 513 – Proof Line knob weight 500 g, OIML class E2, with DAkkS certificate	YCW552-AC-02
Calibration for lab balance model 6102; 5102 – Proof Line knob weight 5 kg, OIML class E2, with DAkkS certificate	YCW652-AC-02
Calibration for lab balance model 3102; 2102 – Proof Line knob weight 2 kg, OIML class F1, with DAkkS certificate	YCW623-AC-02
Calibration for lab balance model 1102 – Proof Line knob weight 1 kg, OIML class F1, with DAkkS certificate	YCW613-AC-02
Calibration for lab balance model 612 – Proof Line knob weight 500 g, OIML class F1, with DAkkS certificate	YCW553-AC-02
Calibration for lab balance model 412 – Proof Line knob weight 200 g, OIML class F1, with DAkkS certificate	YCW523-AC-02
Calibration for lab balance model 6101; 5101; 6100; 5100 – Proof Line knob weight 5 kg, OIML class F2, with DAkkS certificate	YCW654-AC-02
Calibration for lab balance model 2101 – Proof Line knob weight 2 kg, OIML class F2, with DAkkS certificate	YCW624-AC-02



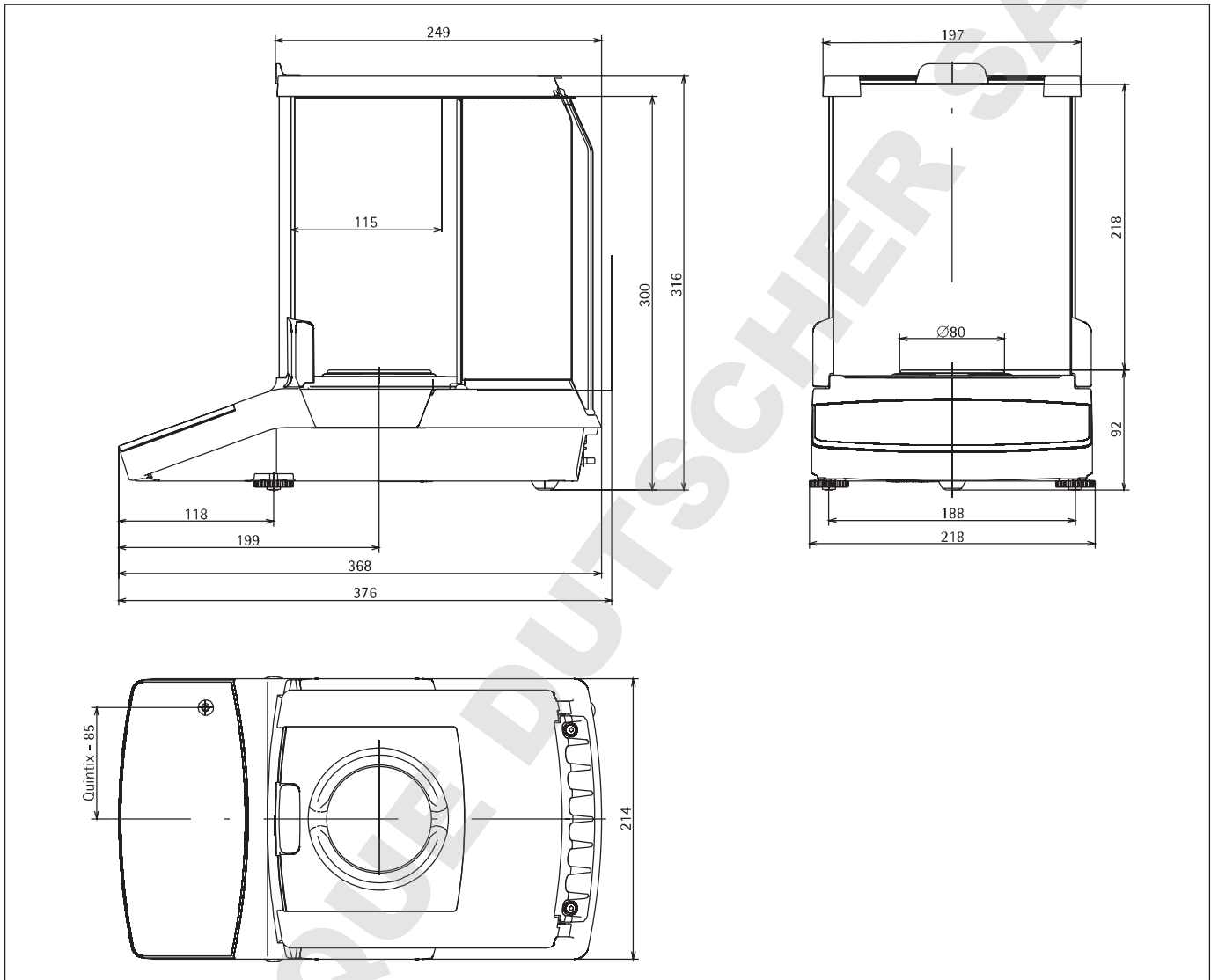
YDP30, Premium GLP Laboratory Printer



Calibration Weights

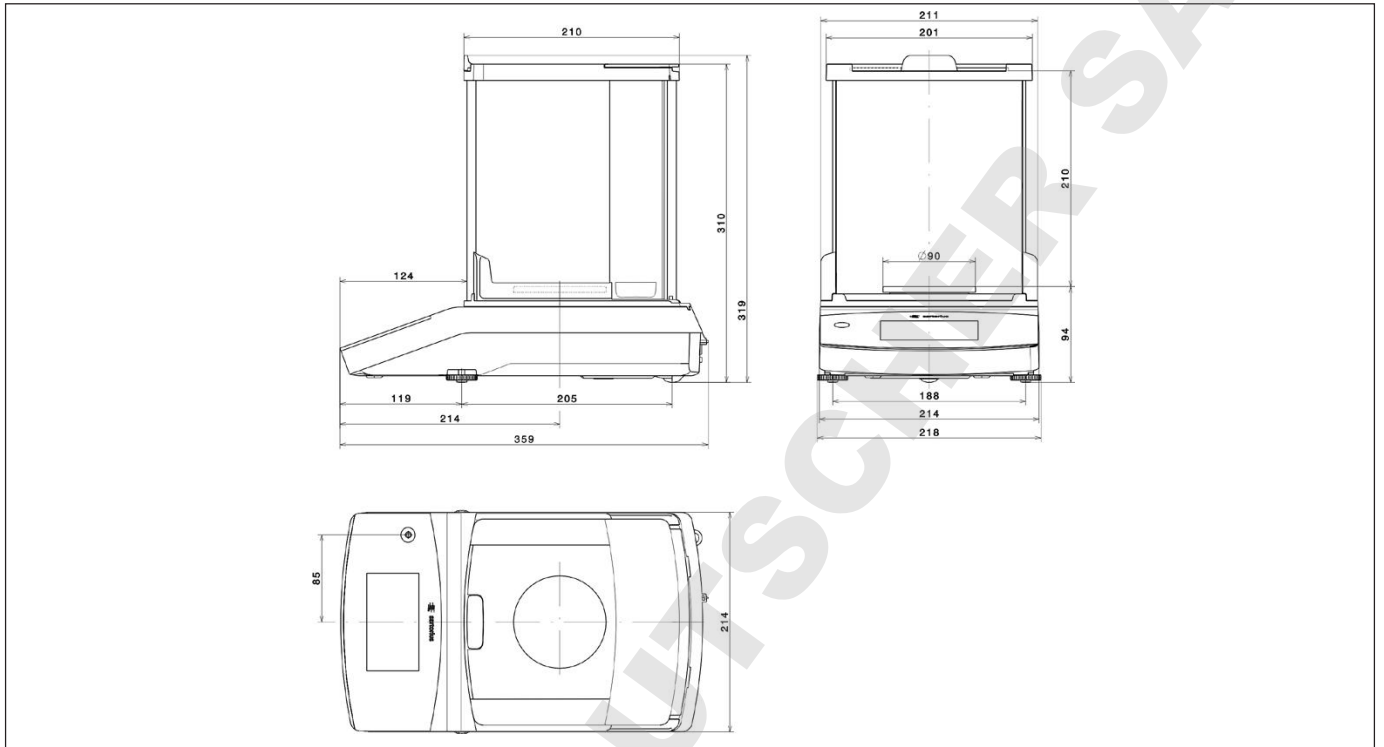
Technical Drawings

Models with a readability of 0.01 mg,
in mm

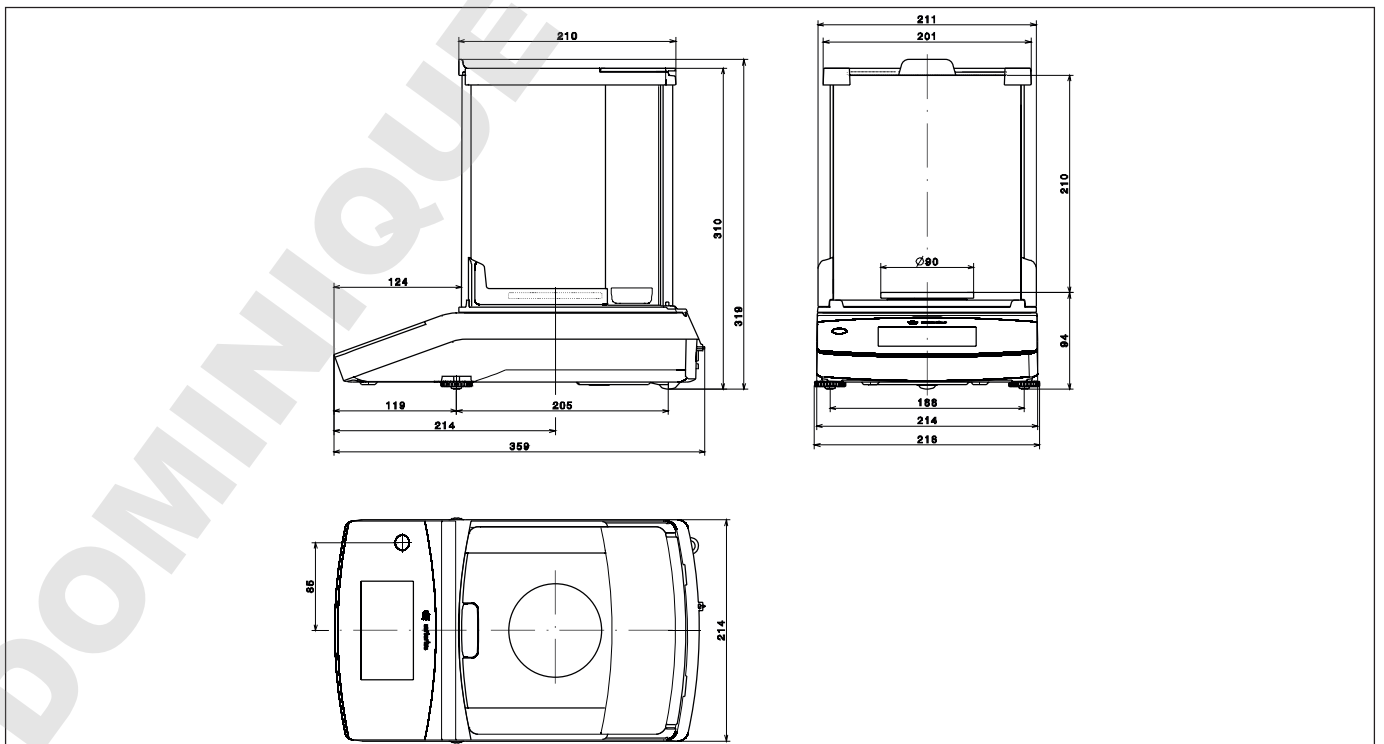


Technical Drawings

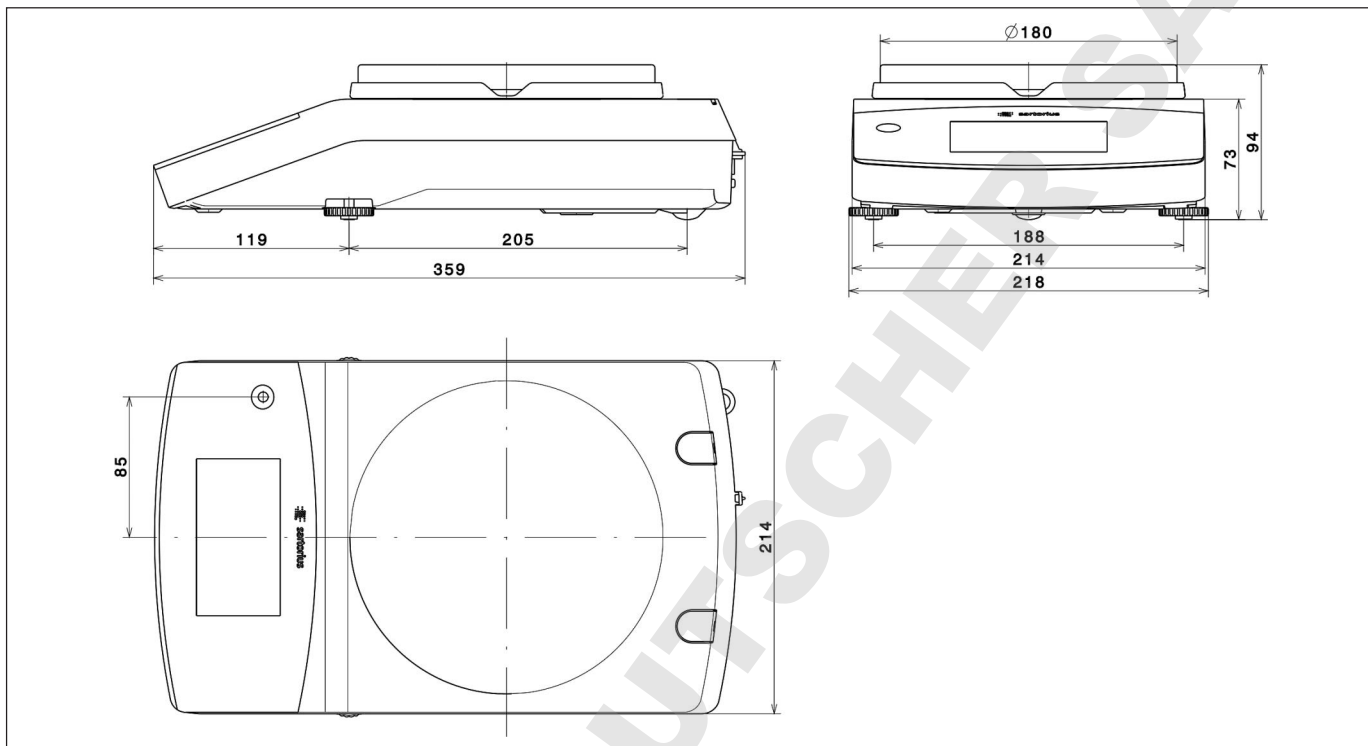
Models with a readability of 0.1 mg,
in mm



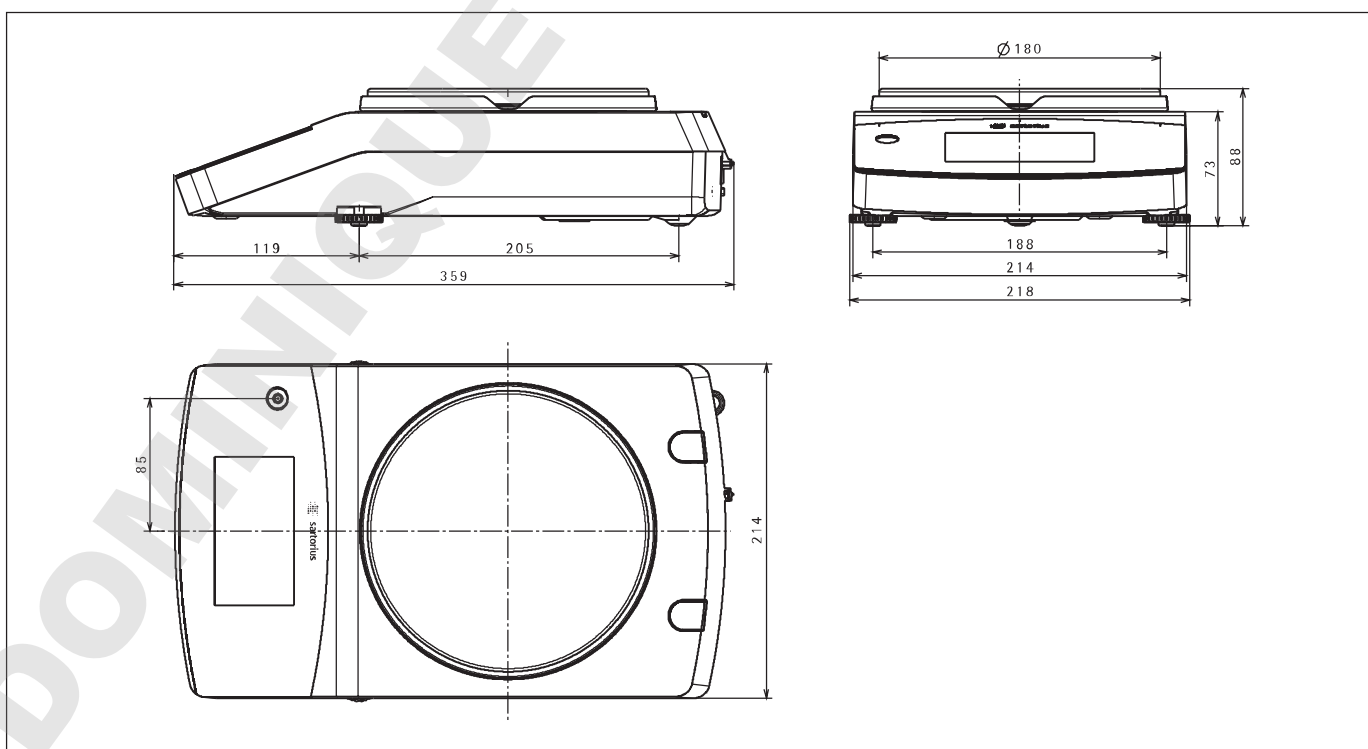
Models with a readability of 1 mg,
in mm



Models with a readability of 10 mg and a capacity of $\geq 3,100$ g,
in mm



Models with a readability of ≥ 10 mg (exclude 3102, 5102, 6102),
in mm



Sales and Service Contacts

For further contacts, visit www.sartorius.com

Europe

Germany
Sartorius Lab Instruments
GmbH & Co. KG
Otto-Brenner-Strasse 20
37079 Goettingen
Phone +49.551.308.0
Fax +49.551.308.3289

France Et Suisse Romande
Sartorius France
2, rue Antoine Laurent de Lavoisier
ZA de la Gaudrée
91410 Dourdan
Phone +33.1.70.62.50.00
Fax +33.1.64.59.76.39

Austria
Sartorius Austria GmbH
Modecenterstrasse 22
1030 Vienna
Phone +43.1.7965760.0
Fax +43.1.7965760.24

Belgium
Sartorius Belgium N.V.
Rue Colonel Bourg 105
1030 Bruxelles
Phone +32.2.756.06.90
Fax +32.2.481.84.11

Finland & Baltics
Sartorius Biohit Liquid Handling Oy
Laippatie 1
00880 Helsinki
Phone +358.9.755.951
Fax +358.9.755.95.200

Hungary
Sartorius Hungária Kft.
Kagyló u. 5.
2092 Budakeszi
Phone +3623.457.227
Fax +3623.457.147

Ireland
Sartorius Ireland Ltd.
Unit 41, The Business Centre
Stadium Business Park
Ballycoolin Road
Dublin 11
Phone +353.1.8089050
Fax +353.1.8089388

Italy
Sartorius Italy S.r.l.
Viale A. Casati, 4
20835 Muggiò (MB)
Phone +39.039.4659.1
Fax +39.039.4659.88

Netherlands
Sartorius Netherlands B.V.
Phone +31.30.60.53.001
Fax +31.30.60.52.917
info.netherlands@sartorius.com

Poland
Sartorius Poland sp.z o.o.
ul. Wrzesinska 70
62-025 Kostrzyn
Phone +48.61.6473830
Fax +48.61.6473839

Russian Federation
LLC "Sartorius RUS"
Uralskaya str. 4, Lit. B
199155 St. Petersburg
Phone +7.812.327.53.27
Fax +7.812.327.53.23

Spain Et Portugal
Sartorius Spain, S.A.
Avda. de la Industria, 32
Edificio PAYMA
28108 Alcobendas (Madrid)
Phone Spain +34.913.586.095
Phone Portugal +351.800.855.800
Fax Spain +34.913.589.623
Fax Portugal +351.800.855.799

Switzerland
Sartorius Mechatronics Switzerland AG
Ringstrasse 24a
8317 Tagelswangen (ZH)
Phone +41.44.746.50.00
Fax +41.44.746.50.50

U.K.
Sartorius UK Ltd.
Longmead Business Centre
Blenheim Road, Epsom
Surrey KT19 9QQ
Phone +44.1372.737159
Fax +44.1372.726171

Ukraine
LLS "Sartorius RUS"
Post Box 440 "B"
01001 Kiev, Ukraine
Phone +380.44.411.4918
Fax +380.50.623.3162

Americas

USA
Sartorius Corporation
5 Orville Drive, Suite 200
Bohemia, NY 11716
Phone +1.631.254.4249
Toll-free +1.800.635.2906
Fax +1.631.254.4253

Argentina
Sartorius Argentina S.A.
Int. A. Ávalos 4251
B1605ECS Munro
Buenos Aires
Phone +54.11.4721.0505
Fax +54.11.4762.2333

Brazil
Sartorius do Brasil Ltda
Avenida Senador Vergueiro 2962
São Bernardo do Campo
CEP 09600-000 - SP- Brasil
Phone +55.11.4362.8900
Fax +55.11.4362.8901

Canada
Sartorius Canada Inc.
2179 Dunwin Drive #4
Mississauga, ON L5L 1X2
Phone +1.905.569.7977
Toll-Free +1.800.668.4234
Fax +1.905.569.7021

Mexico
Sartorius de México, S.A. de C.V.
Libramiento Norte de Tepotzotlan s/n,
Colonia Barrio Tlacateco,
Municipio de Tepotzotlan,
Estado de México,
C.P. 54605
Phone +52.55.5562.1102
Fax +52.55.5562.2942
leadsmex@sartorius.com

Peru
Sartorius Peru S.A.C.
Av. Emilio Cavenevia 264 San Isidro
15073 Lima, Perú
Phone +51.1.441 0158
Fax +51.1.422 6100

Asia | Pacific

Australia
Sartorius Australia Pty. Ltd.
Unit 5, 7-11 Rodeo Drive
Dandenong South Vic 3175
Phone +61.3.8762.1800
Fax +61.3.8762.1828

China
Sartorius (Shanghai) Trading Co., Ltd.
3rd Floor, North Wing, Tower 1
No. 4560 Jinke Road
Zhangjiang Hi-Tech Park
Pudong District
Shanghai 201210, P.R. China
Phone +86.21.6878.2300
Fax +86.21.6878.2882

Hong Kong
Sartorius Hong Kong Ltd.
Unit 1012, Lu Plaza
2 Wing Yip Street
Kwun Tong
Kowloon, Hong Kong
Phone +852.2774.2678
Fax +852.2766.3526

India
Sartorius Weighing India Pvt. Ltd.
#69/2-69/3, NH 48, Jakkasandra,
Nelamangala Tq
562 123 Bangalore, India
Phone +91.80.4350.5250
Fax +91.80.4350.5253

Japan
Sartorius Japan K.K.
4th Fl., Daiwa Shinagawa North Bldg.
8-11, Kita-Shinagawa 1-chome
Shinagawa-ku, Tokyo, 140-0001 Japan
Phone +81.3.3740.5408
Fax +81.3.3740.5406

Malaysia
Sartorius Malaysia Sdn. Bhd
Lot L3-E-3B, Enterprise 4
Technology Park Malaysia
Bukit Jalil
57000 Kuala Lumpur, Malaysia
Phone +60.3.8996.0622
Fax +60.3.8996.0755

Singapore
Sartorius Singapore Pte. Ltd
1 Science Park Road,
The Capricorn, #05-08A,
Singapore Science Park II
Singapore 117528
Phone +65.6872.3966
Fax +65.6778.2494

South Korea
Sartorius Korea Ltd.
8th Floor, Solid Space B/D,
PanGyoYeok-Ro 220, Bundang-Gu
SeongNam-Si, GyeongGi-Do, 463-400
Phone +82.31.622.5700
Fax +82.31.622.5799

Thailand
Sartorius (Thailand) Co. Ltd.
129 Rama 9 Road,
Huaykwang
Bangkok 10310
Phone +66.2643.8361-6
Fax +66.2643.8367



◀ www.sartorius.com