



sartorius

## Quintix®

### Benefits

- PC-Direct Feature
- Automatic Internal Adjustment
- Top Performance
- Intuitive Operation
- Ergonomic Draft Shield



### Product Information

The Sartorius Quintix® sets new benchmarks in every aspect for standard lab balances. A number of features make Your workflow much more efficient, such as fully automatic internal adjustment, direct data transfer, ergonomic style and, above all, the entirely new touchscreen user interface with built-in application programs.

The self-explanatory icons and plain-text prompts on the large touchscreen show you all the information you need to know for the procedure – no more, no less.

## Technical Specifications

### AC Adapter

Sartorius AC adaptor module 6971790 with interchangeable country-specific plug-in AC adaptors

Primary 100–240 V~, -10%|+10%,  
50–60 Hz, 0.2 A

Secondary 15 V DC, ± 5%, 530 mA (max.) |  
8 Watt (max.): 0 to +40 °C and  
15 V DC, ± 5%, 330 mA (max.) |  
5 Watt (max.): 0 to +50 °C

Other data protection class II, in accordance  
with EN | IEC 60950-1 up to  
3000 m above sea level;  
IP40 as per EN | IEC 60529

### Balance

Power supply only via Sartorius AC adaptor  
module 6971790

Input voltage 12.0–15.0 V DC

Power consumption 2.0 W (typically)  
4.5 W (typically), only for  
125D-1x, 65-1x and 35-1x

### Ambient Conditions

The specifications apply when the following ambient conditions are in place:

Environment for indoor use only

Ambient temperature\* +10 °C to +30 °C

Operational capacity guaranteed between  
+5 °C and +45 °C

Storage and shipping -10 °C to +60 °C

Elevation up to 3000 m above sea level

Relative humidity\*\* 15% to 80% for temperatures  
up to 31 °C; non-condensing,  
decreasing linearly to 50% relative  
humidity at 40 °C and 20% at 50 °C

Safety of electrical equipment in accordance with EN 61010-1/  
IEC 61010-1. Safety requirements  
for electrical equipment for mea-  
surement, control, and laboratory  
use – Part 1: General requirements

Electromagnetic compatibility in accordance with EN 61326-1/  
IEC 61326-1. Electrical equipment  
for measurement, control, and  
laboratory use – EMC requirements  
– Part 1: General requirements

Defined immunity to interference Suitable for use in industrial areas

Interference emission Class B (suitable for use in  
residential areas and areas that  
are connected to a low voltage  
network that also supplies  
residential buildings).  
The device can therefore be  
used in both areas.

Balances verified for use in legal metrology comply with the requirements of Council Directive 2009/23/EC, EN 45501:1992, and OIML R76:2006.

\* For balances verified for use in legal metrology in accordance with EU requirements, refer to the information on the balance.

\*\* For balances verified for use in legal metrology in accordance with EU requirements, the legal regulations apply.

Standard Equipment	
Levelling	Glass level indicator with air bubble for centering
Calibration	Internal calibration isoCAL, External calibration
Selectable weight units <sup>1)</sup>	Gram, kilogram, carat, pound, ounce, troy ounce, Hong Kong tael, Singapore tael, Taiwan tael, grain, pennyweights, milligram, parts per pound, China tael, mommes, Austrian carat, tola, baht, mesghal and Newton
Interface	mini USB – Automatic recognition of Sartorius printer models YDP30 or YDP40 – Direct data transfer to Microsoft® Windows programs – Programmable interval for data output – Data transfer protocols SBI, xBPI, table format, text format
Display	Touch screen with Sartorius graphical user interface
Standard built-in applications	Weighing, Density, Percentage, Checkweighing, Peak Hold, Counting, Unstable Conditions   Animal weighing

Standard Equipment	
Special built-in lab applications	Mixing, Components, Statistics, Conversion
Languages	English, French, German, Hungarian, Italian, Polish, Portuguese, Russian, Spanish, Turkish, Chinese, Japanese, Korean
Protection	– Chemical resistant finish of the top housing – Glass parts of the draft shield are coated to reduce electrostatic influences – In-use cover – Dust cover for balances with draft shield
Password protection	Supervisor lock for protection against unintentional changes
Anti-theft lock	Kensington lock and lockdown capability for cable or chain

<sup>1)</sup> Limited for verified models



## Standard Models

Model		125D-1x <sup>1)</sup>	65-1x <sup>1)</sup>	35-1x <sup>1)</sup>
Design		1	1	1
Weighing capacity	g	40   60   120	40   60	30
Readability	mg	0.01   0.01   0.1	0.01   0.01	0.01
Repeatability (standard deviation)	mg	0.03   0.04   0.07	0.03   0.04	0.03
Repeatability (standard deviation), typical	mg	0.02   0.04   0.07	0.02   0.04	0.03
Linearity deviation	mg	0.1   0.1   0.2	0.1   0.1	0.1
Typical starting point of the operating range <sup>2)</sup>	mg	25*	25*	25*
Optimal starting point of the operating range <sup>2)</sup>	mg	8.2*	8.2*	8.2*
Sensitivity drift between +10 °C and +30 °C	± ppm/K	1	1	1
Typical stabilization time	s	6   6   2	6   6	6
isoCAL:				
– Temperature change	K	1.5	1.5	1.5
– Time interval	h	4	4	4
Display result (depending on the set filter level)	s	0.2   0.4	0.2   0.4	0.2   0.4
Weighing pan size	mm	∅ 80 (optional ∅ 90)	∅ 80 (optional ∅ 90)	∅ 80 (optional ∅ 90)
Weighing chamber height**	mm	218	218	218
Net weight, approx.	kg	7.8	7.8	7.8
IP protection class		IP43	IP43	IP43

Model		224-1x <sup>1)</sup>	124-1x <sup>1)</sup>	64-1x <sup>1)</sup>
Design		2	2	2
Weighing capacity	g	220	120	60
Readability	mg	0.1	0.1	0.1
Repeatability (standard deviation)	mg	0.1	0.1	0.1
Linearity deviation	mg	0.2	0.2	0.2
Typical starting point of the operating range <sup>2)</sup>	mg	120	120	120
Optimal starting point of the operating range <sup>2)</sup>	mg	82	82	82
Sensitivity drift between +10 °C and +30 °C	± ppm/K	1.5	1.5	1.5
Typical stabilization time	s	2	2	2
isoCAL:				
– Temperature change	K	1.5	1.5	1.5
– Time interval	h	4	4	4
Display result (depending on the set filter level)	s	0.2	0.2	0.2
Weighing pan size	mm	∅ 90	∅ 90	∅ 90
Weighing chamber height**	mm	209	209	209
Net weight, approx.	kg	4.9	4.9	4.9



Design 1



Design 2



Design 3



Design 4

Model		613-1x <sup>1)</sup>	513-1x <sup>1)</sup>	313-1x <sup>1)</sup>	213-1x <sup>1)</sup>	6102-1x <sup>1)</sup>	5102-1x <sup>1)</sup>	3102-1x <sup>1)</sup>	2102-1x <sup>1)</sup>
Design		3	3	3	3	4	4	4	4
Weighing capacity	g	610	510	310	210	6,100	5,100	3,100	2,100
Readability	mg	1	1	1	1	10	10	10	10
Repeatability (standard deviation)	mg	1	1	1	1	10	10	10	10
Linearity deviation	mg	2	2	2	2	20	20	20	30
Typical starting point of the operating range <sup>2)</sup>	g	1.5	1.5	1.5	1.5	12	12	12	12
Optimal starting point of the operating range <sup>2)</sup>	g	0.82	0.82	0.82	0.82	8.2	8.2	8.2	8.2
Sensitivity drift between +10 °C and +30 °C	± ppm/K	3	3	3	3	3	3	3	5
Typical stabilization time	s	1	1	1	1	1	1	1	1.5
isoCAL:									
– Temperature change	K	2	2	4	4	2	2	4	4
– Time interval	h	6	6	12	12	6	6	12	12
Display result (depending on the set filter level)	s	0.1   0.2	0.1   0.2	0.1   0.2	0.1   0.2	0.1   0.2	0.1   0.2	0.1   0.2	0.1   0.2
Weighing pan size	mm	∅ 120	∅ 120	∅ 120	∅ 120	∅ 180	∅ 180	∅ 180	∅ 180
Weighing chamber height**	mm	209	209	209	209	–	–	–	–
Net weight, approx.	kg	4.9	4.9	4.9	4.9	5.2	5.2	5.2	4.7

Model		1102-1x <sup>1)</sup>	612-1x <sup>1)</sup>	412-1x <sup>1)</sup>	6101-1x <sup>1)</sup>	5101-1x <sup>1)</sup>	2101-1x <sup>1)</sup>	6100-1x <sup>1)</sup>	5100-1x <sup>1)</sup>
Design		4	4	4	4	4	4	4	4
Weighing capacity	g	1,100	610	410	6,100	5,100	2,100	6,100	5,100
Readability	mg	10	10	10	100	100	100	1,000	1,000
Repeatability (standard deviation)	mg	10	10	10	100	100	100	500	500
Linearity deviation	mg	30	30	30	300	300	300	1,000	1,000
Typical starting point of the operating range <sup>2)</sup>	g	12	12	12	82	82	82	820	820
Optimal starting point of the operating range <sup>2)</sup>	g	8.2	8.2	8.2	82	82	82	820	820
Sensitivity drift between +10 °C and +30 °C	± ppm/K	5	5	5	10	10	10	10	10
Typical stabilization time	s	1.5	1.5	1.5	1.5	1.5	1.5	1.5	1.5
isoCAL:									
– Temperature change	K	4	4	4	4	4	4	4	4
– Time interval	h	24	24	24	24	24	24	24	24
Display result (depending on the set filter level)	s	0.1   0.2	0.1   0.2	0.1   0.2	0.1   0.2	0.1   0.2	0.1   0.2	0.1   0.2	0.1   0.2
Weighing pan size	mm	∅ 180	∅ 180	∅ 180	∅ 180	∅ 180	∅ 180	∅ 180	∅ 180
Net weight, approx.	kg	4.7	4.7	4.7	4.7	4.7	4.7	4.7	4.7

\* In combination with weighing pan, 80 mm, slotted YSP01SQP

\*\* Upper edge of the weighing pan to the lower edge of the upper draft shield panel

<sup>1)</sup> Possible terms for country-specific models:

x = S: Standard balances without country-specific additions

x = SAR: Standard balances with country-specific additions for Argentina

x = SJP: Standard balances with country-specific additions for Japan

x = SKR: Standard balances with country-specific additions for South Korea

<sup>2)</sup> According to USP (United States Pharmacopoeia) Chapter 41, the optimal operating range is defined from 820d to maximum weighing capacity. Depending on the installation location and environmental conditions, the value could be higher.

## Verified Models with Country-specific Type Approval Certificate

Model		125D-1x <sup>2)</sup>	65-1x <sup>2)</sup>	35-1x <sup>2)</sup>
Design		1	1	1
Accuracy class		Ⓢ	Ⓢ	Ⓢ
Type <sup>3)</sup>		SQP-F	SQP-F	SQP-F
Max	g	60   120	60	30
Scale interval d	g	0.00001   0.0001	0.00001	0.00001
Verification scale interval e	g	0.001	0.001	0.001
Min	g	0.001	0.001	0.001
Min (only for Models ...-10IN)	g	0.1	0.1	0.1
Tare (subtractive)		<100 % of the max. weighing capacity		
Typical starting point of the operating range <sup>4)</sup>	g	0.025*	0.025*	0.025*
Optimal starting point of the operating range <sup>4)</sup>	g	0.0082*	0.0082*	0.0082*
Typical stabilization time	s	6   2	6	6
isoCAL:				
- Temperature change	K	1.5	1.5	1.5
- Time interval	h	4	4	4
Display result (depending on the set filter level)	s	0.2   0.4	0.2   0.4	0.2   0.4
Weighing pan size	mm	∅ 80 (optional ∅ 90)	∅ 80 (optional ∅ 90)	∅ 80 (optional ∅ 90)
Weighing chamber height**	mm	218	218	218
Net weight, approx.	kg	7.8	7.8	7.8
IP protection class		IP43	IP43	IP43
<b>Model</b>		<b>224-1x<sup>2)</sup></b>	<b>124-1x<sup>2)</sup></b>	<b>64-1x<sup>2)</sup></b>
Design		2	2	2
Accuracy class		Ⓢ	Ⓢ	Ⓢ
Type <sup>3)</sup>		SQP-A	SQP-A	SQP-A
Max	g	220	120	60
Scale interval d	mg	0.1	0.1	0.1
Verification scale interval e	mg	1	1	1
Min	g	0,01	0,01	0,01
Min (only for Models ...-10IN)	g	0.1	0.1	0.1
Tare (subtractive)		<100 % of the max. weighing capacity		
Typical starting point of the operating range <sup>4)</sup>	g	0.12	0.12	0.12
Optimal starting point of the operating range <sup>4)</sup>	g	0.082	0.082	0.082
Typical stabilization time	s	2	2	2
isoCAL:				
- Temperature change	K	1.5	1.5	1.5
- Time interval	h	4	4	4
Display result (depending on the set filter level)	s	0.2	0.2	0.2
Weighing pan size	mm	∅ 90	∅ 90	∅ 90
Weighing chamber height**	mm	209	209	209
Net weight, approx.	kg	4.9	4.9	4.9

Model		613-1x <sup>2)</sup>	513-1x <sup>2)</sup>	313-1x <sup>2)</sup>	213-1x <sup>2)</sup>	6102-1x <sup>2)</sup>	5102-1x <sup>2)</sup>	3102-1x <sup>2)</sup>	2102-1x <sup>2)</sup>
Design		3	3	3	3	4	4	4	4
Accuracy class		II	II	II	II	II	II	II	II
Type <sup>3)</sup>		SQP-B	SQP-B	SQP-B	SQP-B	SQP-C	SQP-C	SQP-C	SQP-D
Max	g	610	510	310	210	6,100	5,100	3,100	2,100
Scale interval d	mg	1	1	1	1	10	10	10	10
Verification scale interval e	mg	10	10	10	10	100	100	100	100
Min	g	0.02	0.02	0.02	0.02	0.5	0.5	0.5	0.5
Min (only for Models ...-10IN)	g	0.2	0.2	0.2	0.2	5	5	5	5
Tare (subtractive)		< 100% of the max. weighing capacity							
Typical starting point of the operating range <sup>4)</sup>	g	1.5	1.5	1.5	1.5	12	12	12	12
Optimal starting point of the operating range <sup>4)</sup>	g	0.82	0.82	0.82	0.82	8.2	8.2	8.2	8.2
Typical stabilization time	s	1	1	1	1	1	1	1	1.5
isoCAL:									
- Temperature change	K	2	2	2	2	2	2	2	2
- Time interval	h	4	4	6	6	6	6	6	6
Display result (depending on the set filter level)	s	0.1 0.2	0.1 0.2	0.1 0.2	0.1 0.2	0.1 0.2	0.1 0.2	0.1 0.2	0.1 0.2
Weighing pan size	mm	∅ 120	∅ 120	∅ 120	∅ 120	∅ 180	∅ 180	∅ 180	∅ 180
Weighing chamber height**	mm	209	209	209	209	-	-	-	-
Net weight, approx.	kg	4.9	4.9	4.9	4.9	5.2	5.2	5.2	4.7

Model		1102-1x <sup>2)</sup>	612-1x <sup>2)</sup>	6101-1x <sup>2)</sup>	5101-1x <sup>2)</sup>	6100-1x <sup>2)</sup>	5100-1x <sup>2)</sup>
Design		4	4	4	4	4	4
Accuracy class		II	II	II	II	II	II
Type <sup>3)</sup>		SQP-D	SQP-D	SQP-E	SQP-E	SQP-E	SQP-E
Max	g	1,100	610	6,100	5,100	6,100	5,100
Scale interval d	mg	10	10	100	100	1,000	1,000
Verification scale interval e	mg	100	100	1,000	1,000	1,000	1,000
Min	g	0.5	0.5	5	5	50	50
Min (only for Models ...-10IN)	g	5	5	5	5	50	50
Tare (subtractive)		< 100% of the max. weighing capacity					
Typical starting point of the operating range <sup>4)</sup>	g	12	12	82	82	820	820
Optimal starting point of the operating range <sup>4)</sup>	g	8.2	8.2	82	82	820	820
Typical stabilization time	s	1.5	1.5	1.5	1.5	1.5	1.5
isoCAL:							
- Temperature change	K	2	2	2	2	2	2
- Time interval	h	6	6	6	6	6	6
Display result (depending on the set filter level)	s	0.1 0.2	0.1 0.2	0.1 0.2	0.1 0.2	0.1 0.2	0.1 0.2
Weighing pan size	mm	∅ 180	∅ 180	∅ 180	∅ 180	∅ 180	∅ 180
Net weight, approx.	kg	4.7	4.7	4.7	4.7	4.7	4.7

\* In combination with weighing pan, 80 mm, slotted YSP01SQP

\*\* Upper edge of the weighing pan to the lower edge of the upper draft shield panel

<sup>2)</sup> Possible terms for country-specific models:

x = CEU: Verified balances with EC Type Approval Certificate D12-09-014 (for EU except France, Italy, and Switzerland)

x = CFR: Verified balances with EC Type Approval Certificate D12-09-014 for France only

x = CIT: Verified balances with EC Type Approval Certificate D12-09-014 for Italy only

x = CCH: Verified balances with EC Type Approval Certificate D12-09-014 for Switzerland only

x = CN: CMC Type Approval Certificate for China

x = OJP: Balance with Type Approval Certificate for Japan

x = OBR: Balance with Type Approval Certificate for Brazil

x = ORU: Balance with Type Approval Certificate for Russia

x = OIN: Balance with Type Approval Certificate for India

x = OAU: Balance with Type Approval Certificate for Australia

<sup>3)</sup> All models with "...CN": type "SQP"

<sup>4)</sup> According to USP (United States Pharmacopeia) Chapter 41, the optimal operating range is defined from 820d to maximum weighing capacity. Depending on the installation location and environmental conditions, the value could be higher.

## Optional Accessories

### Printers and Communications

Premium GLP Laboratory Printer	YDP30
– Printer paper for GLP laboratory printer	69Y03285
– Endless labels for GLP laboratory printer	69Y03286
Standard Laboratory Printer	YDP40
– Printer paper for standard laboratory printer	69Y03287
Data communication cable, USB   USB A	YCC04-D09
Data communication cable, mini USB   RS232, 9-pin	YCC03-D09
Data communication cable, mini USB   RS232, 25-pin	YCC03-D25

### General

Battery Pack for Standard Lab Balances	YRB11Z
Draft shield for balances with a readability of 10 mg	YDS01SQP
Round glass draft shield for balances with a readability of 1 mg	YDS02SQP
In-use cover for balances with a readability of 0.01 mg	6960SE05
In-use cover for balances with a readability of 0.1 mg   1 mg	6960SE01
In-use cover for balances with a readability of 10 mg	6960SE02
Dust cover for balances with a readability of 0.1 mg   1 mg	6960SE03
Dust cover for balances with a readability of 0.01 mg	6960SE04

### Weighing Pans (for balances design 1)

Weighing pan, 80 mm, slotted	YSP01SQP
Weighing pan, 90 mm; includes conversion kit	YWP01SQP
Filter weighing pan, 130 mm	YFW01SQP

### Density Determination

Density kit for balances with a readability of 0.01 mg	VF4601
Density kit for balances with a readability of 0.1 mg   1 mg	YDK03
Density kit for balances with a readability of 10 mg	YDK04

### Calibration Weights

Calibration for lab balance model 224; 313; 213 – Proof Line knob weight 200 g, OIML class E2, with DAkkS certificate	YCW522-AC-02
Calibration for lab balance model 124 – Proof Line knob weight 100 g, OIML class E2, with DAkkS certificate	YCW512-AC-02
Calibration for lab balance model 125D; 65; 64 – Proof Line knob weight 50 g, OIML class E2, with DAkkS certificate	YCW452-AC-02
Calibration for lab balance model 35 – Proof Line knob weight 20 g, OIML class E2, with DAkkS certificate	YCW422-AC-02
Calibration for lab balance model 613; 513 – Proof Line knob weight 500 g, OIML class E2, with DAkkS certificate	YCW552-AC-02
Calibration for lab balance model 6102; 5102 – Proof Line knob weight 5 kg, OIML class E2, with DAkkS certificate	YCW652-AC-02
Calibration for lab balance model 3102; 2102 – Proof Line knob weight 2 kg, OIML class F1, with DAkkS certificate	YCW623-AC-02
Calibration for lab balance model 1102 – Proof Line knob weight 1 kg, OIML class F1, with DAkkS certificate	YCW613-AC-02
Calibration for lab balance model 612 – Proof Line knob weight 500 g, OIML class F1, with DAkkS certificate	YCW553-AC-02
Calibration for lab balance model 412 – Proof Line knob weight 200 g, OIML class F1, with DAkkS certificate	YCW523-AC-02
Calibration for lab balance model 6101; 5101; 6100; 5100 – Proof Line knob weight 5 kg, OIML class F2, with DAkkS certificate	YCW654-AC-02
Calibration for lab balance model 2101 – Proof Line knob weight 2 kg, OIML class F2, with DAkkS certificate	YCW624-AC-02



YDP30, Premium GLP Laboratory Printer

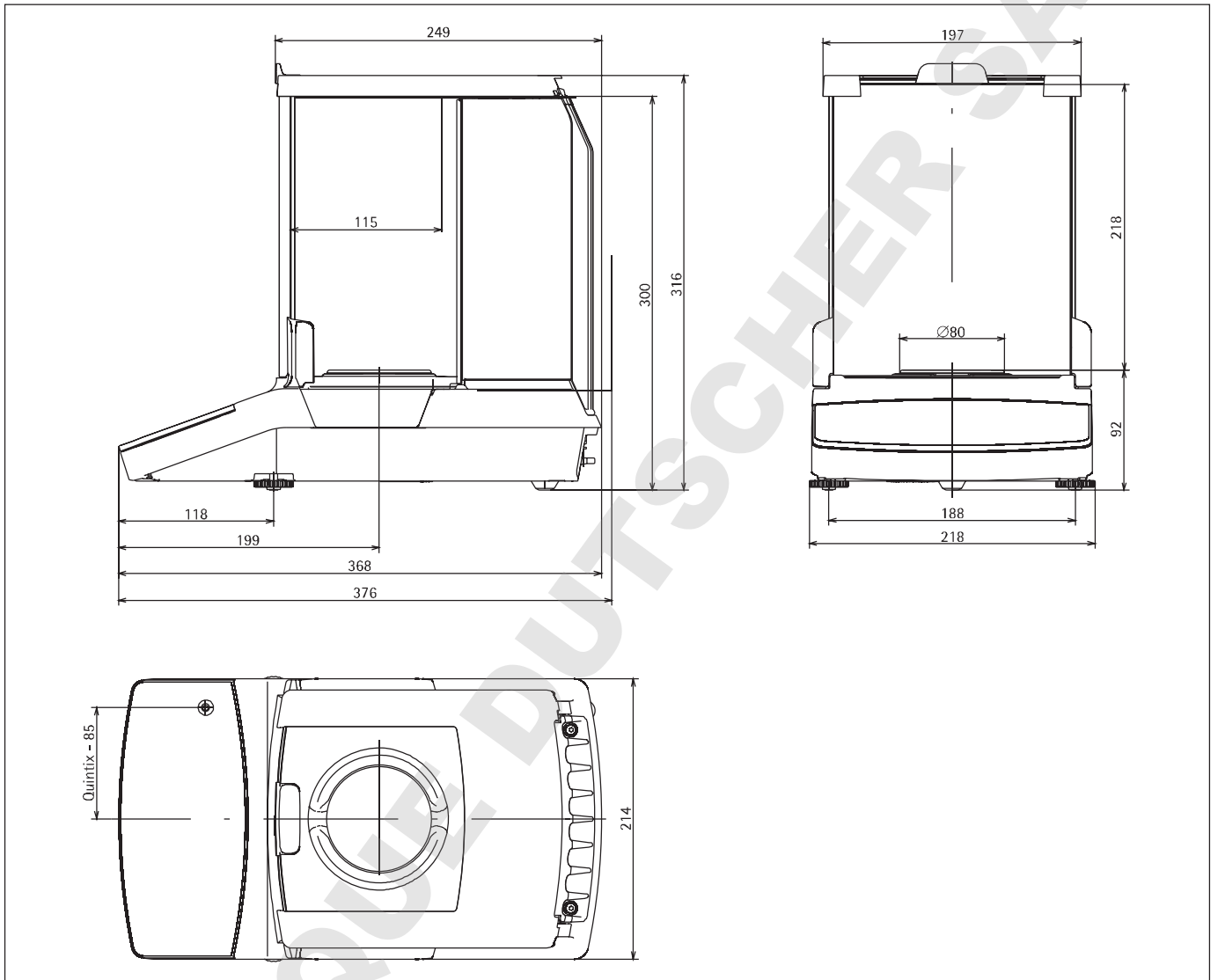


Calibration Weights



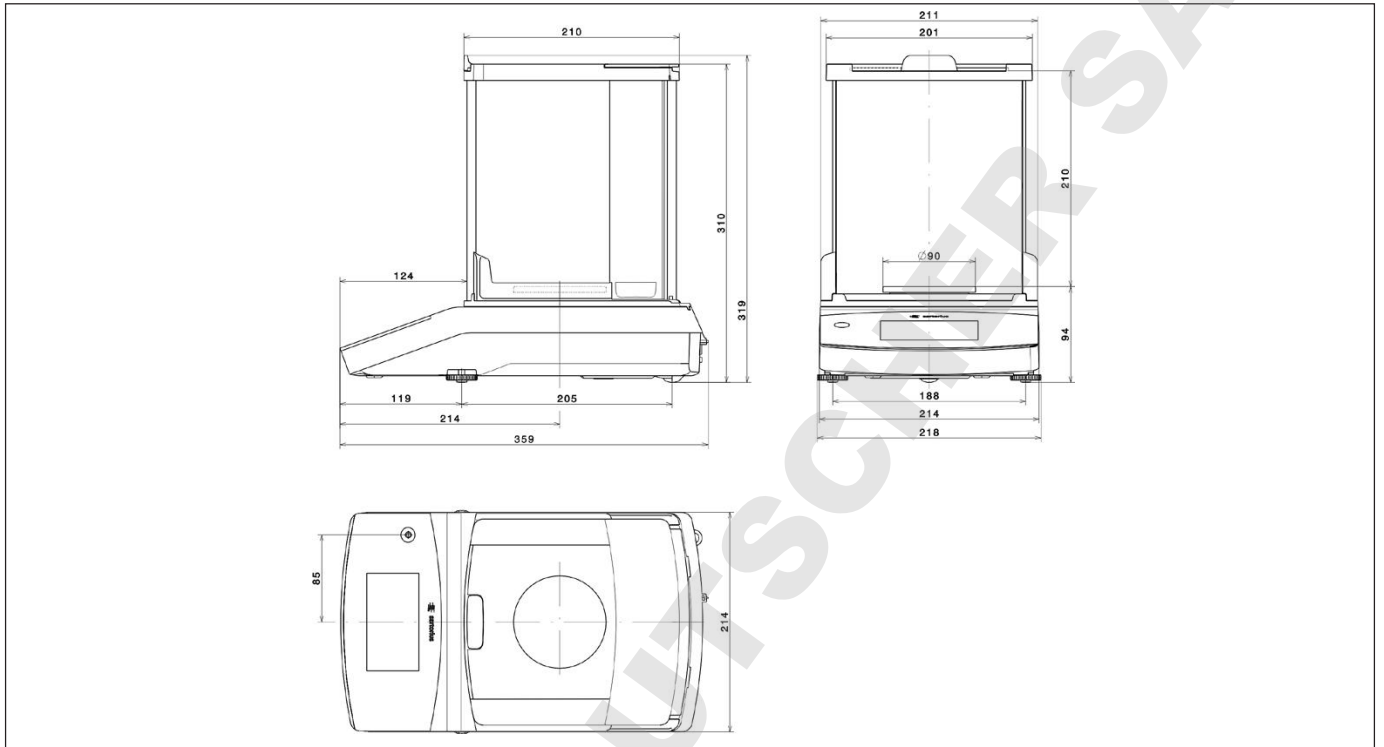
## Technical Drawings

Models with a readability of 0.01 mg,  
in mm

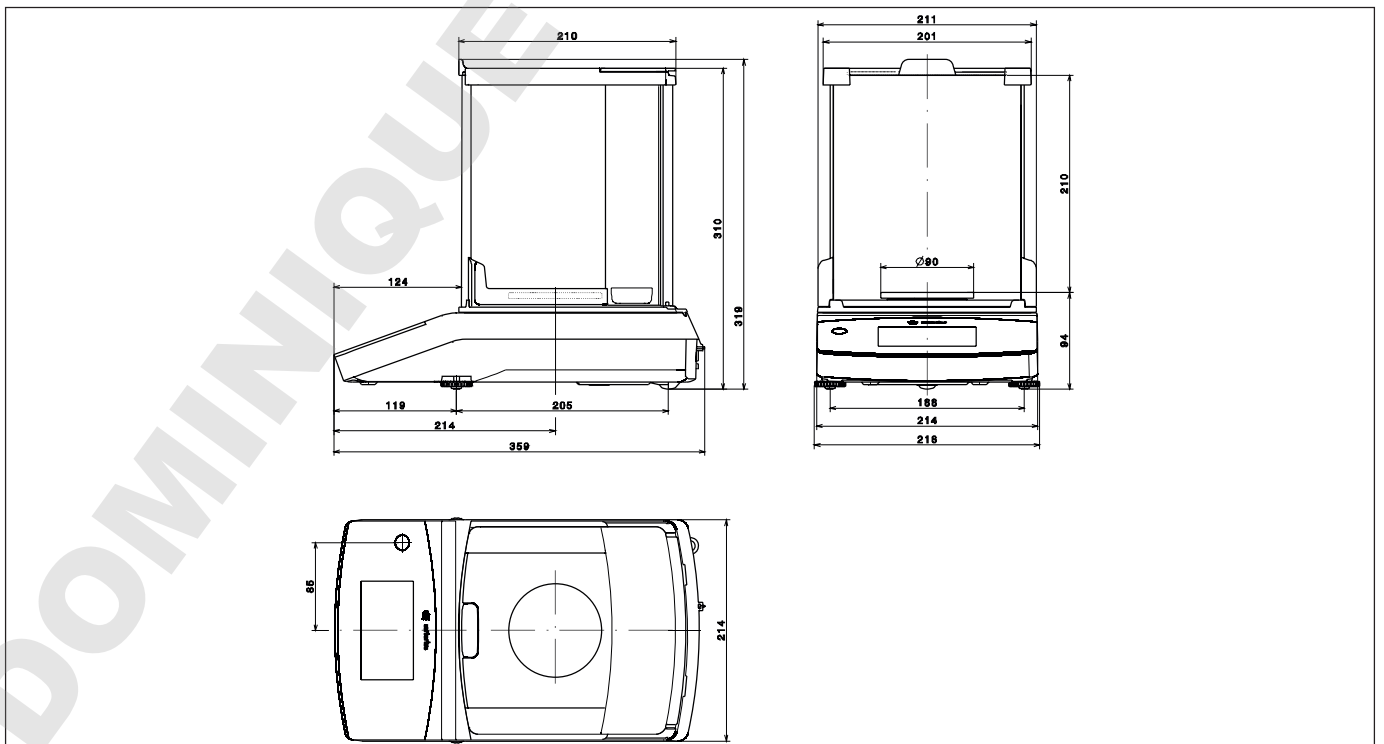


## Technical Drawings

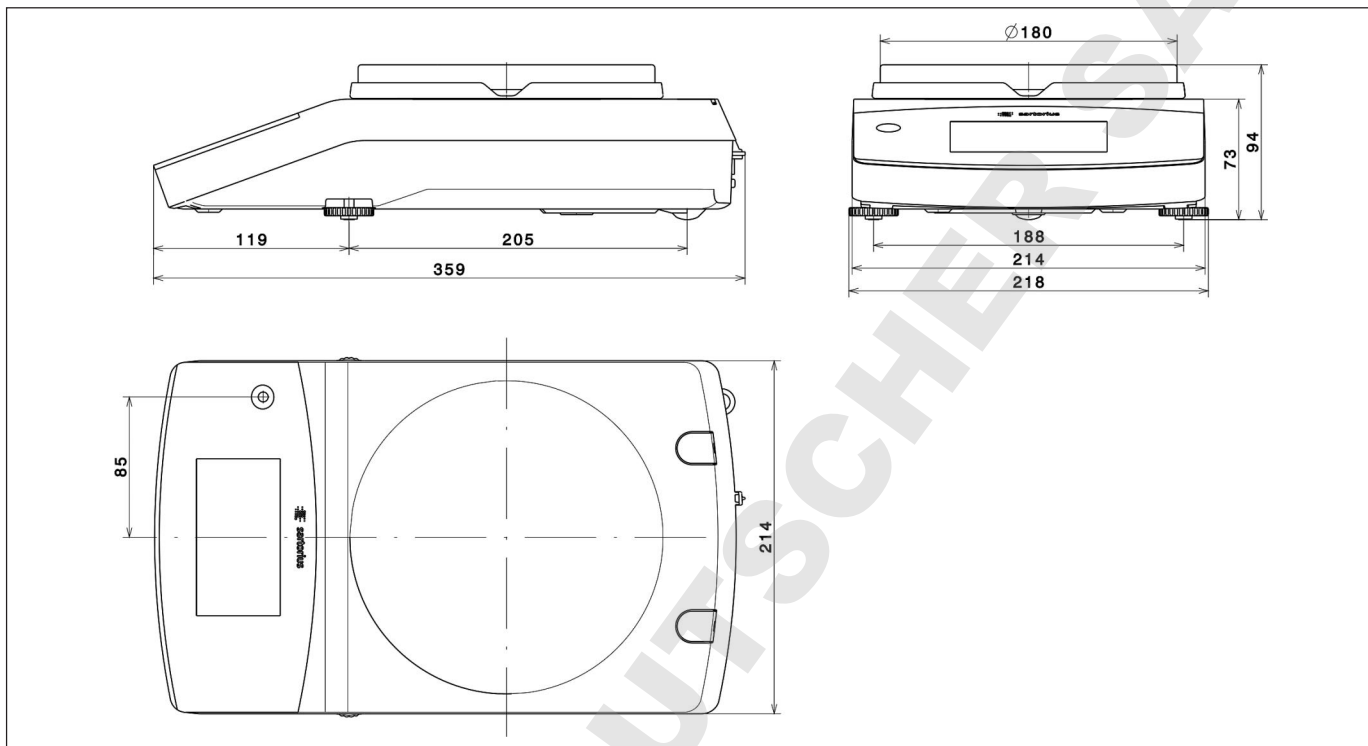
Models with a readability of 0.1 mg,  
in mm



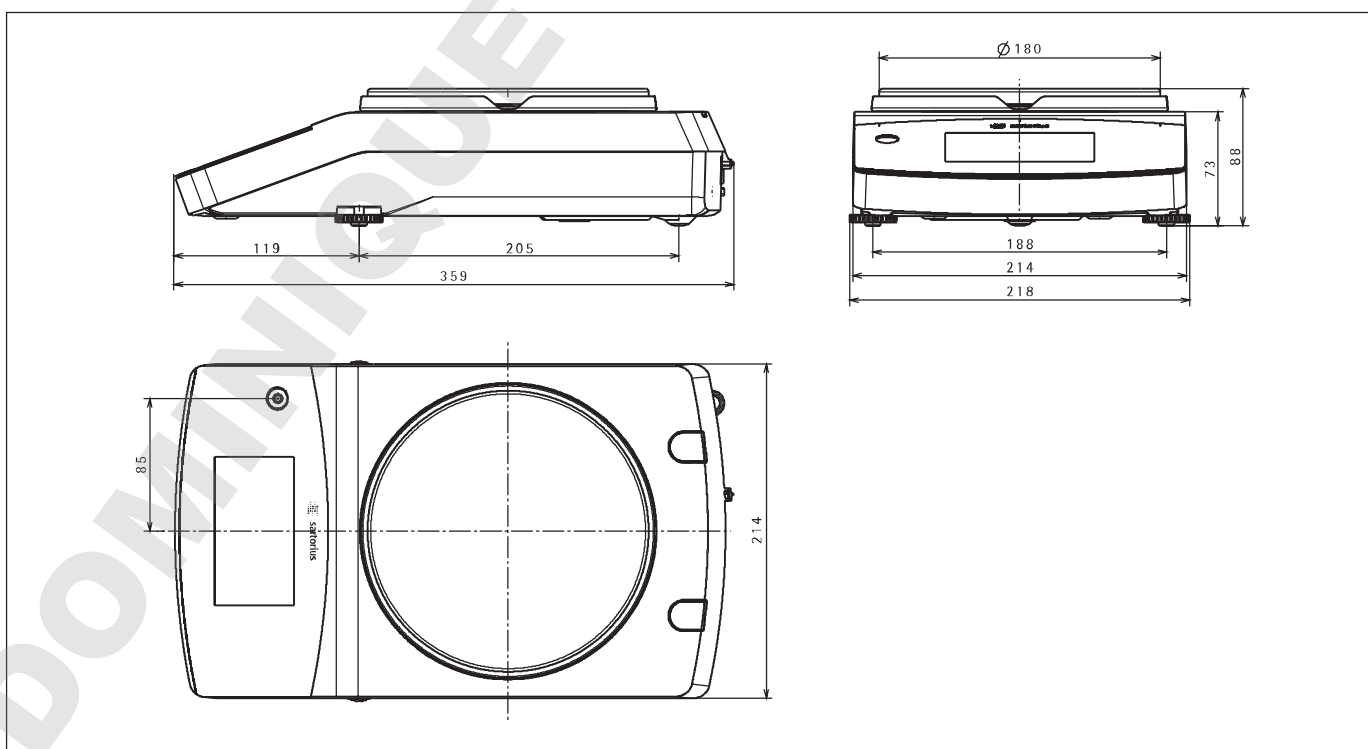
Models with a readability of 1 mg,  
in mm



Models with a readability of 10 mg and a capacity of  $\geq 3,100$  g,  
in mm



Models with a readability of  $\geq 10$  mg (exclude 3102, 5102, 6102),  
in mm



# Sales and Service Contacts

For further contacts, visit [www.sartorius.com](http://www.sartorius.com)

## Europe

**Germany**  
Sartorius Lab Instruments  
GmbH & Co. KG  
Otto-Brenner-Strasse 20  
37079 Goettingen  
Phone +49.551.308.0  
Fax +49.551.308.3289

**France Et Suisse Romande**  
Sartorius France  
2, rue Antoine Laurent de Lavoisier  
ZA de la Gaudrée  
91410 Dourdan  
Phone +33.1.70.62.50.00  
Fax +33.1.64.59.76.39

**Austria**  
Sartorius Austria GmbH  
Modecenterstrasse 22  
1030 Vienna  
Phone +43.1.7965760.0  
Fax +43.1.7965760.24

**Belgium**  
Sartorius Belgium N.V.  
Rue Colonel Bourg 105  
1030 Bruxelles  
Phone +32.2.756.06.90  
Fax +32.2.481.84.11

**Finland & Baltics**  
Sartorius Biohit Liquid Handling Oy  
Laippatie 1  
00880 Helsinki  
Phone +358.9.755.951  
Fax +358.9.755.95.200

**Hungary**  
Sartorius Hungária Kft.  
Kagyló u. 5.  
2092 Budakeszi  
Phone +3623.457.227  
Fax +3623.457.147

**Ireland**  
Sartorius Ireland Ltd.  
Unit 41, The Business Centre  
Stadium Business Park  
Ballycoolin Road  
Dublin 11  
Phone +353.1.8089050  
Fax +353.1.8089388

**Italy**  
Sartorius Italy S.r.l.  
Viale A. Casati, 4  
20835 Muggiò (MB)  
Phone +39.039.4659.1  
Fax +39.039.4659.88

**Netherlands**  
Sartorius Netherlands B.V.  
Phone +31.30.60.53.001  
Fax +31.30.60.52.917  
[info.netherlands@sartorius.com](mailto:info.netherlands@sartorius.com)

**Poland**  
Sartorius Poland sp.z o.o.  
ul. Wrzesinska 70  
62-025 Kostrzyn  
Phone +48.61.6473830  
Fax +48.61.6473839

**Russian Federation**  
LLC "Sartorius RUS"  
Uralskaya str. 4, Lit. B  
199155 St. Petersburg  
Phone +7.812.327.53.27  
Fax +7.812.327.53.23

**Spain Et Portugal**  
Sartorius Spain, S.A.  
Avda. de la Industria, 32  
Edificio PAYMA  
28108 Alcobendas (Madrid)  
Phone Spain +34.913.586.095  
Phone Portugal +351.800.855.800  
Fax Spain +34.913.589.623  
Fax Portugal +351.800.855.799

**Switzerland**  
Sartorius Mechatronics Switzerland AG  
Ringstrasse 24a  
8317 Tagelswangen (ZH)  
Phone +41.44.746.50.00  
Fax +41.44.746.50.50

**U.K.**  
Sartorius UK Ltd.  
Longmead Business Centre  
Blenheim Road, Epsom  
Surrey KT19 9QQ  
Phone +44.1372.737159  
Fax +44.1372.726171

**Ukraine**  
LLS "Sartorius RUS"  
Post Box 440 "B"  
01001 Kiev, Ukraine  
Phone +380.44.411.4918  
Fax +380.50.623.3162

## Americas

**USA**  
Sartorius Corporation  
5 Orville Drive, Suite 200  
Bohemia, NY 11716  
Phone +1.631.254.4249  
Toll-free +1.800.635.2906  
Fax +1.631.254.4253

**Argentina**  
Sartorius Argentina S.A.  
Int. A. Ávalos 4251  
B1605ECS Munro  
Buenos Aires  
Phone +54.11.4721.0505  
Fax +54.11.4762.2333

**Brazil**  
Sartorius do Brasil Ltda  
Avenida Senador Vergueiro 2962  
São Bernardo do Campo  
CEP 09600-000 - SP- Brasil  
Phone +55.11.4362.8900  
Fax +55.11.4362.8901

**Canada**  
Sartorius Canada Inc.  
2179 Dunwin Drive #4  
Mississauga, ON L5L 1X2  
Phone +1.905.569.7977  
Toll-Free +1.800.668.4234  
Fax +1.905.569.7021

**Mexico**  
Sartorius de México, S.A. de C.V.  
Libramiento Norte de Tepotzotlan s/n,  
Colonia Barrio Tlacateco,  
Municipio de Tepotzotlan,  
Estado de México,  
C.P. 54605  
Phone +52.55.5562.1102  
Fax +52.55.5562.2942  
[leadsmex@sartorius.com](mailto:leadsmex@sartorius.com)

**Peru**  
Sartorius Peru S.A.C.  
Av. Emilio Cavenevia 264 San Isidro  
15073 Lima, Perú  
Phone +51.1.441 0158  
Fax +51.1.422 6100

## Asia | Pacific

**Australia**  
Sartorius Australia Pty. Ltd.  
Unit 5, 7-11 Rodeo Drive  
Dandenong South Vic 3175  
Phone +61.3.8762.1800  
Fax +61.3.8762.1828

**China**  
Sartorius (Shanghai) Trading Co., Ltd.  
3rd Floor, North Wing, Tower 1  
No. 4560 Jinke Road  
Zhangjiang Hi-Tech Park  
Pudong District  
Shanghai 201210, P.R. China  
Phone +86.21.6878.2300  
Fax +86.21.6878.2882

**Hong Kong**  
Sartorius Hong Kong Ltd.  
Unit 1012, Lu Plaza  
2 Wing Yip Street  
Kwun Tong  
Kowloon, Hong Kong  
Phone +852.2774.2678  
Fax +852.2766.3526

**India**  
Sartorius Weighing India Pvt. Ltd.  
#69/2-69/3, NH 48, Jakkasandra,  
Nelamangala Tq  
562 123 Bangalore, India  
Phone +91.80.4350.5250  
Fax +91.80.4350.5253

**Japan**  
Sartorius Japan K.K.  
4th Fl., Daiwa Shinagawa North Bldg.  
8-11, Kita-Shinagawa 1-chome  
Shinagawa-ku, Tokyo, 140-0001 Japan  
Phone +81.3.3740.5408  
Fax +81.3.3740.5406

**Malaysia**  
Sartorius Malaysia Sdn. Bhd  
Lot L3-E-3B, Enterprise 4  
Technology Park Malaysia  
Bukit Jalil  
57000 Kuala Lumpur, Malaysia  
Phone +60.3.8996.0622  
Fax +60.3.8996.0755

**Singapore**  
Sartorius Singapore Pte. Ltd  
1 Science Park Road,  
The Capricorn, #05-08A,  
Singapore Science Park II  
Singapore 117528  
Phone +65.6872.3966  
Fax +65.6778.2494

**South Korea**  
Sartorius Korea Ltd.  
8th Floor, Solid Space B/D,  
PanGyoYeok-Ro 220, Bundang-Gu  
SeongNam-Si, GyeongGi-Do, 463-400  
Phone +82.31.622.5700  
Fax +82.31.622.5799

**Thailand**  
Sartorius (Thailand) Co. Ltd.  
129 Rama 9 Road,  
Huaykwang  
Bangkok 10310  
Phone +66.2643.8361-6  
Fax +66.2643.8367



◀ [www.sartorius.com](http://www.sartorius.com)