

SUB Aqua Pro - 2L, 2L shallow, 5L, 12L, 18L, 26L, 34L and dual

**NEW**

- |                    |  |
|--------------------|--|
| <b>PERFORMANCE</b> | › Set and Forget™ technology - fast heat-up, accurate temperature control      |
| <b>PRECISION</b>   | › Excellent temperature stability - $\pm 0.2^{\circ}\text{C}$                  |
| <b>QUALITY</b>     | › 3 year warranty. UK design and manufacture                                   |
| <b>PROTECT</b>     | › User-defined high-temperature alarm - protects samples                       |
| <b>CONVENIENT</b>  | › Drain tap, tray and lid included. Suitable for use with heat transfer beads* |
| <b>OPTIMISED</b>   | › Heater mat technology - optimised work space and easy to clean               |
| <b>VALUE</b>       | › Advanced dry start and run dry protection - prevents costly service repairs  |
| <b>ENHANCED</b>    | › 3 programmable presets, countdown timer, 2 point calibration                 |



**3**  
year warranty











## Applications

- University - research, sample preparation
- Healthcare - warming samples
- Industry - QA/QC samples
- Pharma/biotech - sample preparation

Ideal choice for University research and Pharma/Biotech

## Specifications

	SAP2	SAP2S	SAP5	SAP12	SAP18	SAP26	SAP34	SAPD
								
	2.5 kg l: 200mm w: 185 mm h: 200 mm	3 kg l: 215 mm w: 335 mm h: 150mm	3 kg l: 215 mm w: 335 mm h: 200 mm	6 kg l: 380 mm w: 360 mm h: 225 mm	9 kg l: 590 mm w: 335 mm h: 275 mm	9 kg l: 590 mm w: 335 mm h: 275 mm	14.5 kg l: 770mm w: 335 mm h: 275 mm	9 kg l: 380 mm w: 545 mm h: 225 mm
Capacity	2L	2L shallow	5L	12L	18L	26L	34L	5L & 12L
Temperature range	ambient +5 to 99°C							
Temperature display and setting resolution	0.1°C							
Stability (DIN 12876-3 @70 °C)	±0.2°C							
Working area (l x w) mm	117 x 131	139 x 289	131 x 281	281 x 306	485 x 281	481 x 278	635 x 281	131/281 & 281/306
User defined calibration points	2							
Drain tap	-	-	-	•	•	•	•	•
Heater power 230V/120V (kW)	0.25/0.25	0.35/0.35	0.35/0.35	0.8/0.8	1.4/1.05	1.4/1.05	1.8/1.3	1.15/1.15
Supply voltage (V)	120 or 230 (50-60Hz)							



## Accessories (full range available on website)

### Flat lid with ring sets

Variable hole diameter to accommodate tall vessels whilst reducing evaporation



### Polypropylene spheres

Useful alternative to a lid, minimises evaporation and heat loss. Easy access to vessels in the bath; particularly useful for tall vessels



### Test tube racks

Stainless steel - range of sizes available for 0.5 to 1.5 ml microtubes or 10 to 30 mm Ø tubes



### Raised shelves

Stainless steel - shelf covers half area of bath. Reversible, allows two shelf depths



### Drain stopper

Recommended when using heat transfer beads, to prevent beads entering drain hole



## Alternative water bath ranges:



### JB Nova - general purpose

- Includes clear polycarbonate lid
- 4 bath sizes: 5L, 12L, 18L, 26L
- Drain tap on 12L, 18L and 26L baths

### Call us:

+ 44 (0) 1763 264 741

### Email:

salesdesk@grantinstruments.com

### JB Academy - basic

- Simple and practical, great value
- 3 bath sizes: 5L, 12L, 18L

