



Transfection reagent

Pro-DeliverIN CRISPR

For CRISPR/Cas9 Genome Editing experiments

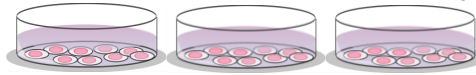
Protocol

Pro-DeliverIN™ CRISPR Quick Protocol

To find the ideal conditions, Pro-DeliverIN™ CRISPR must be tested at ratios **1 $\mu\text{L}/\mu\text{g}$** , **2 $\mu\text{L}/\mu\text{g}$** and **2.5 $\mu\text{L}/\mu\text{g}$** of Pro-DeliverIN / Protein. For the protein quantity, we suggest **0.4 μg** per well in 96-well, **1 μg** / well in 24-well and **5 μg** / well in 6-well*. Depending on the properties of your protein (size, charge...), the amount used in the test can be doubled (i.e in a 24 well plate, 2 μg of protein instead of 1 μg for 2 / 4 / 5 μL of Pro-DeliverIN).*

Seed cells to be at 70% confluent the day of transfection*

1



Prepare the protein solution to be delivered (Cas9 endonuclease or Cas9/gRNA RNP complex) at 100 $\mu\text{g}/\text{mL}$ in PBS*

2



Prepare 3 tubes of Pro-DeliverIN™ CRISPR (with 3 different amounts of reagent)

3



96 well plate

24 well plate

6 well plate

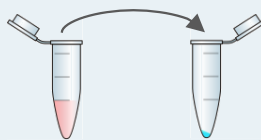
0.4 μL /0.8 μL /1 μL
in an empty microtube

1 μL /2 μL /2.5 μL
in an empty microtube

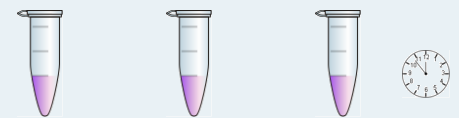
5 μL /10 μL /12.5 μL
in an empty microtube

Add the protein solution (step 2) to each tube of Pro-DeliverIN™ CRISPR (step 3)

4



Incubate 10 min at RT



96 well plate

24 well plate

6 well plate

0.4 μg (4 μL of 100 $\mu\text{L}/\text{mL}$
solution in PBS) X 3

1 μg (10 μL of 100 $\mu\text{L}/\text{mL}$ solution in
PBS) X 3

5 μg (50 μL of 100 $\mu\text{L}/\text{mL}$ solution in
PBS) X 3

Add serum-free medium* to each tube and proceed immediately to the next step

5



96 well plate

24 well plate

6 well plate

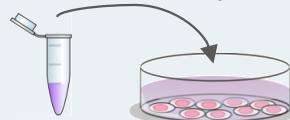
to 20 μL

to 100 μL

to 200 μL

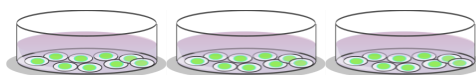
Distribute each mix dropwise onto the cells*

6



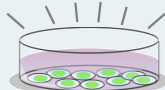
Incubate cells for 3 to 48h at 37°C until evaluation of antibody delivery efficacy

7



Choose the best ratio Protein:Pro-DeliverIN™ CRISPR

8



* Please refer to the following section "Important Notes"

IMPORTANT NOTES – Before you begin

- ✓ Depending on the properties of your protein (size, charge...), **the amount used in the test can be doubled** (i.e in a 24 well plate, 2 µg of protein instead of 1 µg for 2 / 4 / 5 µL of Pro-DeliverIN CRISPR).
- ✓ For cell lines, 24h before transfection seed the cells in a 96-well plate, 24-well plate or 6-well plate in respectively 100 µL, 400 µL and 2 mL of complete culture medium.
- ✓ Allow reagents to reach RT and gently vortex them before forming complexes.
- ✓ **Prepare the protein solution.** Dilute the Cas9 Endonuclease or Cas9/RNA (RNP) complexes at 100 µg / mL in PBS.
 - a. **Do not use culture media for this step!** We recommend using PBS but depending on the protein other buffers such as Hepes, HBS or TRIS buffer can also be used to prepare the protein solution.
 - b. The Cas9 Endonuclease or RNP complexes solution can be diluted or concentrated slightly ranging from 20 to 200 µg/ mL.
- ✓ Do not dilute Pro-DeliverIN™ CRISPR reagent. If small quantities are required, prepare a higher amount of Antibody/Pro-DeliverIN™ and dispense the appropriate volume in your dish
- ✓ Medium or buffer without serum & supplement must be used for the mixture preparation. Culture medium such as DMEM or OptiMEM are recommended. In contrast, we do not recommend RPMI.
- ✓ Pro-DeliverIN™ CRISPR reagent can be used onto cells in absence of serum. In this case, replace the complete culture medium by serum-free medium. This procedure can be more efficient to deliver certain proteins in some cells. After 3-4h, add some serum-containing medium if further incubation time is necessary.

IMPORTANT NOTE

The presence of BSA as additives in antibody reagent (present in a lot of commercially available antibodies) can completely inhibit the antibody delivery. If BSA is present in your antibody sample, we recommend removing it before proceeding with the delivery assay (see details in the complete instruction manual). Sodium azide has only insignificant effect with the indicated amounts of antibodies used. The presence of glycerol in antibody solution does not interfere with the antibody delivery experiment.

For additional information and protocols (optimization, scaling, co-transfection...) tips, troubleshooting or other applications



www.ozbiosciences.com

Any questions?



tech@ozbiosciences.com

Package content	<p>PIC60100: 100 µL of Pro-DeliverIN CRISPR PIC60500: 500 µL of Pro-DeliverIN CRISPR CAS9PIC: 50 µg Cas9 nuclease + 100µL of ProDeliverIN CRISPR</p> <p>NOTE: Pro-DeliverIN CRISPR is provided with 100µL of R-Phycoerythrin Positive Control</p>
Shipping conditions	Room Temperature
Storage conditions	Store the Pro-DeliverIN CRISPR transfection reagent at +4°C upon reception
Shelf life	1 year from the date of purchase when properly stored and handled
Product description	ProDeliverIN CRISPR kit is a transfection reagent optimized for recombinant Cas9 protein delivery or Cas9/gRNA RNP complexes. For your gene editing applications, this reagent provides high transfection efficiency with minimal toxicity.
Important notice	For research use only. Not for use in diagnostic procedures

1. Cells preparation

It is recommended to seed or plate the cells the day prior the protein delivery experiment. The suitable cell density will depend on the growth rate and the condition of the cells. Cells should not be more than 80-90% confluent (percentage of growth surface covered with cells) at the time of experiment (refer to Table 1).

Culture vessel	Number of adherent cells	Protein or RNP complexes quantity per well	Transfection volume per well
96 well	$0.5 - 2 \times 10^4$	0.4µg	200 µL
24 well	$0.5 - 1 \times 10^5$	1µg	500 µL
6 well	$2 - 4 \times 10^5$	5µg	2 mL

Table 1: Recommended number of cells to seed

2. Protein/Pro-DeliverIN CRISPR complexes preparation

- Cas 9 Endonuclease (or RNP complexes)*: Prepare a protein solution at 100µg/mL in PBS and place the appropriate amounts in a microtube (refer to Table 2).
- Pro-DeliverIN CRISPR*: Add 0.8 to 10µL of Pro-DeliverIN CRISPR in an empty microtube (refer to Table 2).

Tissue Culture Dish	Cas9 endonuclease (µg)	Dilution Volume (µL)	Pro-DeliverIN Volume (µL)	Transfection Volume
96 well	0.4	20	0.8	200 µL
24 well	1	100	2	500 µL
6 well	5	200	10	2 mL

Table 2: Protein amount, Pro-DeliverIN CRISPR volume and transfection conditions suggested

- Add the recommended protein quantity to the Pro-DeliverIN CRISPR and mix by pipetting up & down
- Incubate at room temperature for 10 to 15 minutes.

3. Transfection

- Add 20 to 200µL of serum-free medium to the antibody / Pro-DeliverIN™ CRISPR mixture (refer to Table 2) and disperse immediately drop by drop the complexes onto cells growing in their regular culture medium. Gently rock the plate to ensure a uniform distribution.
- Cultivate the cells at 37°C in a CO₂ incubator under standard conditions until evaluation of protein delivery efficiency (3 to 48h).

NOTE: in case of cells very sensitive to transduction or infection, the medium can be changed after 2 to 6 hours with fresh medium.

IMPORTANT NOTE

R-Phycoerythrin is provided in the Pro-DeliverIN™ CRISPR kit as a positive control. Use 2 µL of Pro-DeliverIN™ CRISPR per 1 µg of protein for the delivery assay. This control protein is provided to help you setting up your experiment for your particular cell type. Because proteins are very different one from another, reflecting a variety of physical properties, optimum conditions determined to deliver the control protein may differ from the conditions that should be used to deliver your protein of interest.

DOMINIQUE DUTSCHER SAS

DOMINIQUE DUTSCHER SAS

Additional products

- **RmesFect CRISPR** for mRNA transfection
- **PolyMag CRISPR** for genome editing using expression plasmids
- **ViroMag CRISPR** to enhance transduction efficiency of CRISPR/Cas9 viruses

Purchaser Notification

Limited License

The purchase of the Pro-DeliverIN CRISPR kit grants the purchaser a non-transferable, non-exclusive license to use the kit and/or its separate and included components (as listed in this protocol). This reagent is intended for in-house research only by the buyer. Such use is limited to the transfection of nucleic acids as described in the product manual. In addition, research only use means that this kit and all of its contents are excluded, without limitation, from resale, repackaging, or use for the making or selling of any commercial product or service without the written approval of OZ Biosciences. Separate licenses are available from OZ Biosciences for the express purpose of non-research use or applications of the Pro-DeliverIN CRISPR kit. To inquire about such licenses, or to obtain authorization to transfer or use the enclosed material, contact us at OZ Biosciences. Buyers may end this License at any time by returning all Pro-DeliverIN CRISPR kit reagents and documentation to OZ Biosciences, or by destroying all Pro-DeliverIN CRISPR components. Purchasers are advised to contact OZ Biosciences with the notification that a Pro-DeliverIN CRISPR kit is being returned in order to be reimbursed and/or to definitely terminate a license for internal research use only granted through the purchase of the kit(s). This document covers entirely the terms of the Pro-DeliverIN CRISPR kit research only license, and does not grant any other express or implied license. The laws of the French Government shall govern the interpretation and enforcement of the terms of this License.

Product Use Limitations

Pro-DeliverIN CRISPR kit and all of its components are developed, designed, intended, and sold for research use only. They are not to be used for human diagnostic or included/used in any drug intended for human use. All care and attention should be exercised in the use of the kit components by following proper research laboratory practices.

EUROPE & ASIA

OZ Biosciences SAS

163 avenue de Luminy
Case 922, zone entreprise
13288 Marseille cedex 09
France

Ph: +33 (0) 486 948 516
Fax: +33 (0) 486 948 515

contact@ozbiosciences.com
order@ozbiosciences.com
tech@ozbiosciences.com

USA & CANADA OZ Biosciences INC

4901 Morena Blvd
Suite 901
San Diego CA 92117
USA

Ph: + 1-858-246-7840
Fax: + 1-855-631-0626

contactUSA@ozbiosciences.com
orderUSA@ozbiosciences.com
techUSA@ozbiosciences.com

