




OZBIOSCIENCES
The art of delivery systems

NeuroMag™ Transfection Reagent



Neuroscience Applications

Hippocampal, Cortical, Motor Neurons, Dopaminergic, Glioblastoma
Neuroblastoma, DRG, Neural Stem cells, Oligodendrocytes...

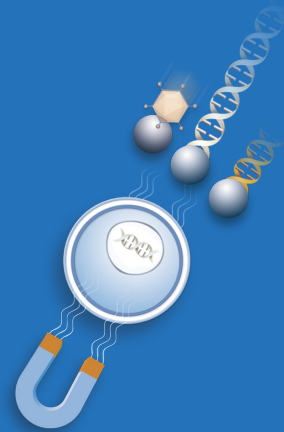
Successfully transfected

POWERFUL TRANSFECTION

MAIN FEATURES

Based on the Magnetofection™ technology, NeuroMag is a unique transfection reagent that has been specifically developed to transfect primary neurons and neural cells. How does it work? Magnetofection exploits magnetic force to drive nucleic acids associated with magnetic nanoparticles into targeted cells within minutes allowing 100% of cells to uptake nucleic acids.

- **Ideal for primary neurons**
- **High transfection efficiency**
- **High transfected cell viability**
- **Efficient from DIV 1 to DIV 21**
- **Long lasting transgene expression (up to 7 days)**
- **Ready-to-use reagent, straightforward protocol**
- **For all types of nucleic acids (DNA, siRNA, miRNA...)**



Results

Primary neurons are sensitive and difficult to transfect with most methods. Thanks to **NeuroMag** unique formulation, primary cells have been successfully transfected with reproducibility and no toxicity.

«Hippocampal neurons were co-transfected with plasmid DNA with efficiency above 50%.»

Alavian KN. et al, Nat Cell Bio. 2011

«Achieved 30% transfection efficiency on cortical cells.»

Wang R et al, Neurobiol Dis. 2014

«Efficient transfection rates of >45% on motor neurons while minimizing toxic effects.»

Fallini C. et al, Mol Neurodegener.

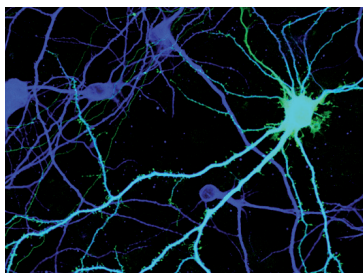


Figure 1: Primary rat hippocampal neurons 6 days after transfection with **NeuroMag**

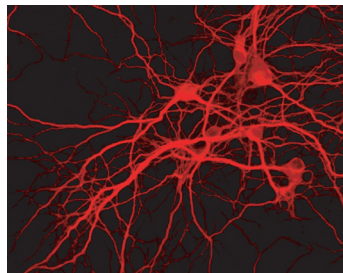


Figure 2: Primary cortical neurons 2 days after transfection with **NeuroMag**

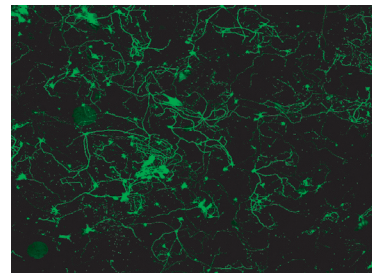


Figure 3: Motor neurons after transfection with **NeuroMag**

REAGENT FOR NEURONS

Comparative Data

NeuroMag was compared with other commercial transfection reagents. Figures 4 and 5 show the superior transfection efficiency obtained with NeuroMag on primary rat hippocampal neurons.

«High transfection efficiency at 21 DIV.»

UnderHill SM. et al, Neuron. 2014

«Efficient DNA & shRNA transfection and long-lasting expression in primary hippocampal.»

Buerli T. et al, Nat Protoc. 2007

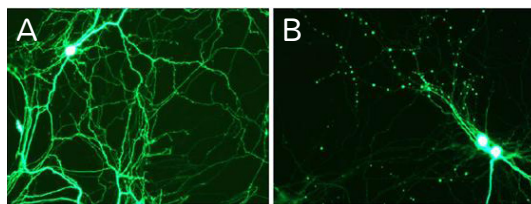


Figure 4: Primary rat hippocampal neurons 3 days after transfection. A) transfected with NeuroMag B) transfected with Lipofectamine 2000

NeuroMag transfection efficiency compared with other reagents

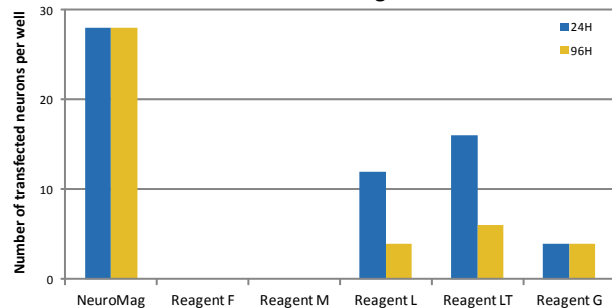


Figure 5: Transfection efficiency of several commercial reagents on primary rat hippocampal neurons.

Cells & References

More than 2000 publications show the efficiency of Magnetofection™ and a large variety of cells was successfully transfected with NeuroMag reagent.

Primary Neurons	Hippocampal, Cortical, Motor Neurons, Striatal, Cerebellar Granule, Dorsal Root Ganglion, Retinal Ganglion cells, Nodose Ganglion, Neuroblastoma...
Neural Cells	Neural Stem cells, Glial cells, Glioblastoma, Astrocytes, Oligodendrocyte, Mesencephalic cells...
Neuronal Cell Lines	A172, B65, C6, KS-1, N2A, PC12, SH-SY5Y, SKN-BE2, T98G, U251, U87, YH-13...

NeuroMag Publication Highlights

«Due to its high efficiency and its low toxicity, we used NeuroMag to transfect cortical neurons to study the role of SRGAP2A protein in the regulation of spine morphology.»

Charrier C et al, Cell. 2012

«Transfection efficiency of primary cortical neurons was in the range of 20–30% for overexpression, and 10–15% for TDP-43 knockdown experiments.» *Chou C.C. et al, Nature Neuroscience. 2018*

«Transfection of small RNAs in primary Ganglion Cells using NeuroMag.» *Welsbie D.S. et al, Neuron. 2017*

[Browse our citation database online!](#)

Primary Cortical Neurons

- Courchet J., *Cell*. 2013; 153(7):1510
- Mairet-Coello G., *Neuron*. 2013; 78(1):94
- Wang W., *Nat Med*. 2016; 22(8):869-78
+ iPSC-derived neurons

Primary Hippocampal Neurons

- Alavian KN., *Nat Cell Biol*. 2011; 13(10):1224
- Buerli T., *Nat Protoc*. 2007; 2(12):3090

Motor Neurons derived from ES Cells

- Terenzio M., *EMBO J*. 2014; 33(14):1582

NeuroMag References

- KC30800 [NeuroMag Starting kit](#) (magnetic plate + 0.2mL of reagent)
- NM50200 [NeuroMag 0.2mL](#) - up to 65 assays
- NM50500 [NeuroMag 0.5mL](#) - up to 165 assays
- NM51000 [NeuroMag 1mL](#) - up to 330 assays

Related Products

- [ViroMag, ViroMag R/L and AdenoMag reagents](#) - To enhance transduction efficiency
- [GeneBlaster Emerald](#) - To enhance transfection efficiency in neurons
- [Glial-Mag Transfection kit](#) - The solution for Glial Cells
- [BrainFectIN™ reagent](#) - *In vivo* delivery into Central Nervous System (CNS)

Visit us and discover our technical tools

www.ozbiosciences.com



- Reagent Finder
- Citation Database
- Cell Transfection Database
- Scientific Newsletters
- FAQ and Tips

Follow us to be informed on the latest update



USA & CANADA

OZ Biosciences USA Inc.
4901 Morena Boulevard,
Suite 901
San Diego, CA 92117,
USA
Ph: +1 858 246 7840
Fax: +1 855 631 0626
E-mail: orderusa@ozbiosciences.com



FRANCE & EUROPE

OZ Biosciences SAS
Parc Scientifique de Luminy,
zone entreprise, case 922,
13288 Marseille Cedex 09,
FRANCE
Ph: +33 486 94 85 16
Fax: +33 486 94 85 15
E-mail: order@ozbiosciences.com