

←
EQUIPMENT



myfog

**MIST GENERATOR FOR AIRFLOW VISUAL TESTING
IN CLASSIFIED ENVIRONMENTS AND LAMINAR FLOW CABINETS**

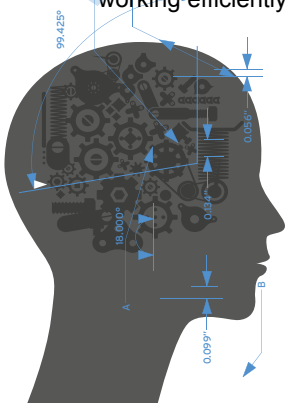
DESCRIPTION

According to the ISO 14644-3 Annex B7 International Standard, airflows in all classified environments of any ISO class should be visually verified every 24 months. Among the listed methods, the generation of tracers that clearly visualize speed and direction of the airflows, is suggested.

The test is carried out in the areas of interest by taking pictures of the airflows made visible by the fog during "at rest" conditions (with no personnel present and no equipment in use).

Moreover, MyFog is also used during simulations of critical production process activities.

The purpose of this type of test is to verify and certify that the airflow devised and installed to protect the critical areas is working efficiently.





APPLICATIONS

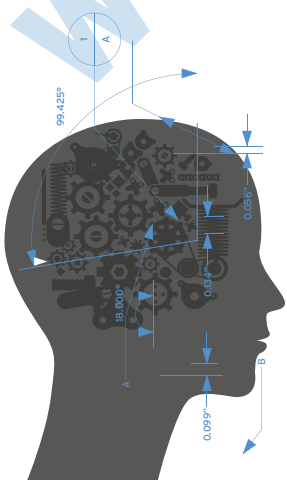
- visualization of airflow directions in:
 - classified environments
 - laminar flow areas (e.g.: liquid filling machines)
 - weighing stations (e.g.: powder weighing and sampling areas)
 - laminar flow cabinets
- balancing pressures between rooms (visual indication)
- identification of air stagnation pockets
- personnel training

BENEFITS

- works with WFI only
- cold mist generation (no warm-up required)
- no gas supply or consumables required
- compact design
- dedicated and innovative firmware
- remote control, including start-stop, mist speed and intensity adjustment
- CE mark
- castors available (optional)
- sturdy carrying case with castors for easy transport

MULTIFUNCTION TOUCH SCREEN DISPLAY TECHNICAL SPECIFICATIONS

- 2.8" (7 cm) color TFT w/touch screen
- water level visualization with status indication
- temperature monitoring and diagnostics with graphic visualization
- automatic transducers management to maximize ultrasound life span
- mist intensity adjustment
- fan speed adjustment (mist speed adjustment)
- quick start and stop
- monitoring activities: machine working hours, mist generation and functioning hours of each piezo
- piezo transducers diagnostics
- alarms diagnostics display
- password protected diagnostics and service menu
- pause mode
- cycle reset in case of power failure or pause mode
- remote control
- buzzer





ACCESSORIES

Multi-nozzle rigid tubing

This useful accessory allows a uniform distribution of the generated mist along the whole length of the tube. Specially designed nozzles ensure a constant output speed and a constant quantity of dispensed fog. The tubing can be divided into two sectors to facilitate transportation.



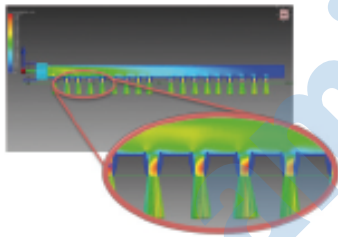
Tripod with support

The Tripod allows the flexible PVC tubing output to be placed close to the area under examination. Furthermore, thanks to the tripod the operator can manage the machine from a distance using the remote control.



Stand with castors

The basement is provided with magnets that fix MyFog to the basement during movement.



FOG SPEED TEST

The picture shows how the speed of the fog remains constant despite the variation of pressure along the tube, caused by the distance from the entry point of the tube.

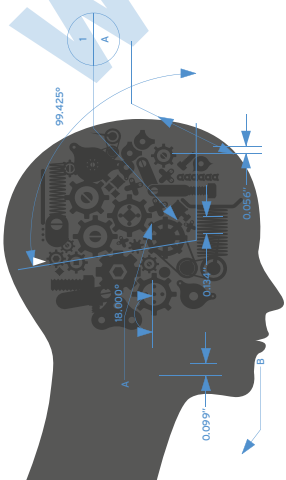
DOCUMENTATION AND REFERENCE GUIDELINES

MyFog comes with an operating manual that contains:

- proper use procedure
- regular maintenance procedure
- CE certificate of conformity

Rules and reference guidelines:

- 1999/05/CE on radio equipment and telecommunications terminal equipment
- EN 61010:2010

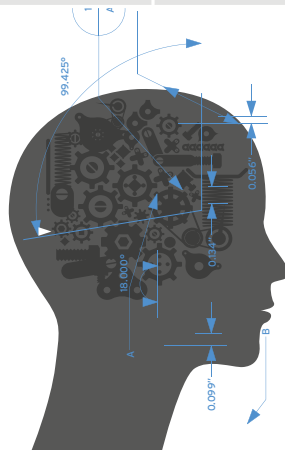




TECHNICAL DATA	
ultrasound vibrating elements	18
fan	12V, IP68
multifunction display	2.8" full color TFT w/touch screen
materials	AISI 304 SS, aluminium and ABS
piezo transducers functioning hours	up to 15000 hrs
mist flow rate	5 to 20 m ³ /hour (3 to 12 CFM)
visual range after generation	3.5 mt (11ft)
operating time	up to 45 min
flexible tube	3.3 mt x Ø80 mm (10 ft x Ø3.15in), PVC
dimensions	328 x 430 x 358 mm (L x H x P) 12.9 x 16.9 x 14.1 in (L x H x P)
net weight	19.5 Kg (42.99 lb)
power supply	115V, 60Hz; 230V, 50 Hz - 550 W

PRODUCTS	
AM1100	MyFog mist generator Includes: AM1120 Flexible PVC tubing Ø80 mm; 3.3 m AM1121 Carrying case with castors

ACCESSORIES AND SPARE PARTS	
AM1100IQOQ	MyFog IQ-OQ documentation
AM1120	flexible PVC tubing Ø80 mm; length 3.3 m
AM1121	carrying case with castors
AM1122	multi-nozzle rigid tubing length 1200 mm separable into two pieces
AM1123	stand with castors for MyFog
AM1124	tripod with support for flexible PVC tubing
AM1125	flexible tubing Ø40 mm - length 3 m
AM1126	extension for multi-hole rigid tubing; length mm 600



COMPANY WITH
QUALITY SYSTEM
CERTIFIED BY DNV GL
= ISO 9001:2015 =

AM Instruments Srl
Via Isonzo 1/c 20812 Limbiate MB - Italy
tel. +39 028728921
aminstruments.com