



Part of the Prime Pro qPCR system

400 qPCR reagent kits available

Probe based chemistry

Read on FAM and VIC channels

Human Pathogen kits

Food and Water testing

Veterinary and agriculture Pathogens

Biothreat detection kits

Available with or without Mastermix



Prime Pro qPCR reagent kits



Pro qPCR Reagents

qPCR reagent kits from Techne

Techne offer a range of over 400 Prime Pro DNA/RNA pathogen detection kits for a wide variety of applications. The kits contain all of the components required to run 150 tests. To use the kits, simply combine the components and introduce your DNA/RNA before placing into your real time PCR instrument. For your convenience, each kit is available with and without the mastermix component. The kit components are lyophilised (freeze dried) so can be shipped and stored at ambient temperature. They are stable for 18 months. Suitable for:

- Molecular Biology research
- Health agencies
- Hospitals
- Defence agencies
- Research
- Veterinary/Agriculture
- Food agencies
- Parasitology
- Water testing
- For general laboratory and research only
- Standards and testing agencies



DNA Kits

Each Prime Pro DNA reagent kit employs the same experimental setup, amplification protocol and interpretation of results.

Plate setup includes:

1. Internal control DNA (read through VIC) and samples (read through FAM).
2. Beta-actin endogenous control (read through VIC).
3. Positive control, also used for standard curve (read through FAM).
4. Negative control (read through FAM).

DNA Protocol

	Step	Time	Temperature
1 cycle	Enzyme activation	10 minutes	95°C
50 cycles	Denaturation	10 seconds	95°C
	Data collection*	60 seconds	60°C

* Fluorogenic data for the pathogen and Beta-actin endogenous control is collected during this step through the FAM channel. Fluorogenic data for the internal extraction control should be collected during this step through the VIC channel (or the Cy5 channel if using a Roche LightCycler 1.0 or 1.5)

DNA Results

Pathogen	Internal control	Negative control	Positive control	Interpretation
+	+	-	+	Positive result
+	-	-	+	
-	+	-	+	Negative result
-	-	-	-	Experiment fail
+	+	+	+	

Kit contents

- Lyophilised primer and probe mix
- Lyophilised master mix
- Lyophilised master mix resuspension buffer
- Lyophilised ROX Ampule
- High-copy DNA for standard curve
- Internal extraction control DNA
- Beta-actin endogenous control
- RNase/DNase free water
- Reverse transcriptase (RNA kits only)

Advantages

- Kits packed in a convenient foil pouch
- Lyophilised - (freeze dried)
 - o No dry ice shipping required
 - o Reduced shipping costs
 - o Ship to hot climates
 - o Ship at the weekend
- Simple protocol, identical for each kit
- 150 reactions per kit.
 - o Low cost per test
- qPCR can be days faster, more accurate and more quantifiable than traditional microbiological methods
- Suitable for any qPCR instrument with FAMVIC detection

RNA Kits

Each Prime Pro RNA reagent kit employs the same experimental setup, amplification protocol and interpretation of results.

Plate setup includes:

1. Internal control DNA (read through VIC) and samples (read through FAM).
2. Beta-actin endogenous control (read through VIC).
3. Positive control, also used for standard curve (read through FAM).
4. Negative control (read through FAM).

RNA Protocol

	Step	Time	Temperature
1 cycle	Reverse transcription	10 minutes	55°C
	Enzyme activation	8 minutes	95°C
50 cycles	Denaturation	10 seconds	95°C
	Data collection*	60 seconds	60°C

* Fluorogenic data for the pathogen and Beta-actin endogenous control is collected during this step through the FAM channel. Fluorogenic data for the internal extraction control should be collected during this step through the VIC channel (or the Cy5 channel if using a Roche LightCycler 1.0 or 1.5)

RNA Results

Pathogen	Internal control	Negative control	Positive control	Interpretation
+	+	-	+	Positive result
+	-	-	+	
-	+	-	+	Negative result
-	-	-	-	Experiment fail
+	+	+	+	

Human pathogens

Human pathogen detection kits form the largest part of the Prime Pro reagent range. This segment includes kits for pathogenic bacteria, viruses, protozoa and parasites.

- Respiratory infections
- Sexually transmitted infections
- Herpes infections
- Hepatitis viruses
- Human papillomavirus
- Gastrointestinal infections
- Vector-borne diseases
- Meningitis
- Periodontal infections
- Influenza H1N1

Without Mastermix	With Mastermix	Description
TKIT10001	TKIT10001M	DNA, <i>Aggregatibacter actinomycetemcomitans</i>
TKIT10002	TKIT10002M	DNA, <i>Acinetobacter baumannii</i>
TKIT10003	TKIT10003M	DNA, <i>Ajellomyces capsulata</i>
TKIT10004	TKIT10004M	DNA, All <i>Acanthamoeba</i> species
TKIT10005	TKIT10005M	DNA, Adenovirus Type B
TKIT10006	TKIT10006M	DNA, Adenovirus Type C
TKIT10007	TKIT10007M	DNA, Adenovirus Type F&G
TKIT10008	TKIT10008M	DNA, <i>Borrelia afzelii</i>
TKIT10009	TKIT10009M	DNA, <i>Borrelia burgdorferi</i>
TKIT10010	TKIT10010M	DNA, All species <i>Burkholderia cepacia</i> complex
TKIT10011	TKIT10011M	DNA, <i>Borrelia garinii</i>
TKIT10012	TKIT10012M	DNA, <i>Balamuthia mandrillaris</i>
TKIT10013	TKIT10013M	DNA, All <i>Bacteroides</i> species
TKIT10014	TKIT10014M	DNA, BK virus
TKIT10015	TKIT10015M	DNA, <i>Bordetella pertussis</i>
TKIT10016	TKIT10016M	DNA, <i>Candida albicans</i>
TKIT10017	TKIT10017M	DNA, <i>Clostridium difficile</i> (toxin A)
TKIT10018	TKIT10018M	DNA, <i>Clostridium difficile</i> (toxin B)
TKIT10019	TKIT10019M	DNA, <i>Corynebacterium diphtheriae</i> (A and B)
TKIT10020	TKIT10020M	DNA, <i>Clostridium sporogenes</i>
TKIT10021	TKIT10021M	DNA, <i>Chlamydia trachomatis</i>
TKIT10022	TKIT10022M	RNA, Chaoyang virus
TKIT10023	TKIT10023M	RNA, Chikungunya virus
TKIT10024	TKIT10024M	DNA, Cytomegalovirus (HHV5)
TKIT10025	TKIT10025M	RNA, Dengue virus
TKIT10026	TKIT10026M	RNA, Dengue virus Type 3
TKIT10027	TKIT10027M	DNA, <i>Enterococcus caseliflavus</i>
TKIT10028	TKIT10028M	DNA, <i>Enterobacter cloacae</i>
TKIT10029	TKIT10029M	DNA, <i>Entamoeba histolytica</i>
TKIT10030	TKIT10030M	DNA, Epstein Barr virus (HHV4)
TKIT10031	TKIT10031M	DNA, All <i>Ehrlichia</i> species
TKIT10032	TKIT10032M	DNA, All <i>Entamoeba</i> species

Without Mastermix	With Mastermix	Description
TKIT10033	TKIT10033M	RNA, All Human Enterovirus species
TKIT10034	TKIT10034M	DNA, <i>Filifactor alocis</i>
TKIT10035	TKIT10035M	RNA, Influenza Type A M1
TKIT10036	TKIT10036M	RNA, Human Influenza Type A M2
TKIT10037	TKIT10037M	RNA, Human Influenza Type B
TKIT10038	TKIT10038M	DNA, Fungi Kingdom (including Yeast)
TKIT10039	TKIT10039M	DNA, <i>Haemophilus ducreyi</i>
TKIT10040	TKIT10040M	DNA, <i>Haemophilus influenzae</i>
TKIT10041	TKIT10041M	DNA, <i>H Pylori</i>
TKIT10043	TKIT10043M	RNA, Human Influenza A virus Subtype H1
TKIT10044	TKIT10044M	RNA, H1N1 influenza
TKIT10045	TKIT10045M	RNA, Human Influenza A virus Subtype H3
TKIT10046	TKIT10046M	DNA, Human Bocavirus genomes
TKIT10047	TKIT10047M	DNA, Hepatitis B virus
TKIT10048	TKIT10048M	RNA, Coronavirus 2012 genomes
TKIT10049	TKIT10049M	RNA, All Group 1 Coronavirus genomes
TKIT10050	TKIT10050M	RNA, All Group 2 Coronavirus genomes
TKIT10051	TKIT10051M	RNA, Hepatitis C virus
TKIT10054	TKIT10054M	RNA, Hepatitis Delta virus
TKIT10055	TKIT10055M	RNA, Hand, foot and mouth disease
TKIT10056	TKIT10056M	DNA, Human Herpesvirus 3
TKIT10057	TKIT10057M	DNA, Human Herpesvirus 6
TKIT10058	TKIT10058M	DNA, Human Herpesvirus 6 variant A
TKIT10059	TKIT10059M	DNA, Human Herpesvirus 6 variant B
TKIT10060	TKIT10060M	DNA, Human Herpesvirus 7
TKIT10061	TKIT10061M	DNA, Human Herpesvirus 8
TKIT10062	TKIT10062M	RNA, Human Immunodeficiency virus Type 1
TKIT10063	TKIT10063M	RNA, Human Immunodeficiency virus Type 2
TKIT10064	TKIT10064M	RNA, Human Metapneumovirus
TKIT10065	TKIT10065M	RNA, Human Measles virus
TKIT10066	TKIT10066M	RNA, Human Parainfluenza virus Type 1
TKIT10067	TKIT10067M	RNA, Human Parainfluenza virus Type 2

Without Mastermix	With Mastermix	Description	Without Mastermix	With Mastermix	Description
TKIT10068	TKIT10068M	RNA, Human Parainfluenza virus Type 3	TKIT10134	TKIT10134M	RNA, Respiratory Syncytial virus A
TKIT10069	TKIT10069M	RNA, Human Parainfluenza virus Type 4A	TKIT10135	TKIT10135M	RNA, Respiratory Syncytial virus B
TKIT10070	TKIT10070M	RNA, Human Parainfluenza virus Type 4B	TKIT10136	TKIT10136M	RNA, Rubella virus
TKIT10071	TKIT10071M	DNA, Human Papillomavirus 11	TKIT10137	TKIT10137M	DNA, Staphylococcus epidermidis
TKIT10072	TKIT10072M	DNA, Human Papillomavirus 16	TKIT10138	TKIT10138M	DNA, Staphylococcus haemolyticus
TKIT10073	TKIT10073M	DNA, Human Papillomavirus 18	TKIT10139	TKIT10139M	DNA, Serratia marcescens
TKIT10074	TKIT10074M	DNA, Human Papillomavirus 31	TKIT10140	TKIT10140M	DNA, Streptococcus mutans
TKIT10075	TKIT10075M	DNA, Human Papillomavirus 33	TKIT10141	TKIT10141M	RNA, Sandfly Fever Sicilian virus
TKIT10076	TKIT10076M	DNA, Human Papillomavirus 45	TKIT10142	TKIT10142M	RNA, Sin Nombre virus
TKIT10077	TKIT10077M	DNA, Human Papillomavirus 52 and 52b	TKIT10143	TKIT10143M	DNA, Saint Louis Polyomavirus
TKIT10078	TKIT10078M	DNA, Human Papillomavirus 58	TKIT10144	TKIT10144M	DNA, Simian virus 40
TKIT10079	TKIT10079M	DNA, Human Papillomavirus 6	TKIT10145	TKIT10145M	DNA, Trypanosoma cruzi
TKIT10080	TKIT10080M	DNA, Human Parvovirus B19	TKIT10146	TKIT10146M	DNA, Treponema denticola
TKIT10081	TKIT10081M	DNA, Human polyomavirus 12	TKIT10147	TKIT10147M	DNA, Tannerella forsythia
TKIT10082	TKIT10082M	DNA, Human Polyomavirus 6	TKIT10148	TKIT10148M	DNA, Tsukamurella inchonensis
TKIT10083	TKIT10083M	DNA, Human Polyomavirus 7	TKIT10149	TKIT10149M	DNA, Treponema pallidum
TKIT10084	TKIT10084M	DNA, Human Polyomavirus 9	TKIT10150	TKIT10150M	DNA, Trichomonas vaginalis
TKIT10085	TKIT10085M	RNA, Human Rhinovirus Subtype 14	TKIT10151	TKIT10151M	DNA, Mycobacterium Tuberculosis
TKIT10086	TKIT10086M	RNA, Human Rhinovirus Subtype 16	TKIT10152	TKIT10152M	RNA, Tick-borne Encephalitis virus
TKIT10087	TKIT10087M	RNA, Human Rhinovirus Subtype 1B	TKIT10153	TKIT10153M	DNA, Trichodysplasia spinulosa polyomavirus
TKIT10088	TKIT10088M	RNA, Human Rhinovirus Subtype 29	TKIT10154	TKIT10154M	DNA, Ureaplasma urealyticum
TKIT10089	TKIT10089M	RNA, Human Rhinovirus Subtype 9	TKIT10155	TKIT10155M	DNA, WU polyomavirus
TKIT10090	TKIT10090M	RNA, Human Rhinovirus All subtypes (generic)	TKIT10156	TKIT10156M	RNA, Yellow Fever virus
TKIT10091	TKIT10091M	DNA, Herpes simplex Type 1 (HHV1)	TKIT11001	TKIT11001M	DNA, Burkholderia mallei
TKIT10092	TKIT10092M	DNA, Herpes simplex Type 1 and 2 (HHV1&2)	TKIT11002	TKIT11002M	DNA, Blastocystis genus (All species)
TKIT10093	TKIT10093M	DNA, Herpes simplex Type 2 (HHV2)	TKIT11003	TKIT11003M	DNA, Ancylostoma duodenale
TKIT10094	TKIT10094M	RNA, Human T-lymphotropic virus Type 1	TKIT11004	TKIT11004M	DNA, African Trypanosomiasis
TKIT10095	TKIT10095M	RNA, Human T-lymphotropic virus Type 2	TKIT11005	TKIT11005M	DNA, Aspergillus fumigatus
TKIT10096	TKIT10096M	DNA, Klebsiella oxytoca	TKIT11006	TKIT11006M	DNA, Aeromonas hydrophila
TKIT10097	TKIT10097M	DNA, Klebsiella pneumoniae	TKIT11007	TKIT11007M	DNA, Anaplasma phagocytophilum
TKIT10098	TKIT10098M	DNA, KI polyomavirus	TKIT11008	TKIT11008M	DNA, Aspergillus
TKIT10099	TKIT10099M	DNA, Leishmania infantum and donovani	TKIT11009	TKIT11009M	DNA, Bartonella henselae
TKIT10100	TKIT10100M	DNA, Legionella longbeachae	TKIT11010	TKIT11010M	DNA, Burkholderia pseudomallei
TKIT10101	TKIT10101M	DNA, Leishmania major	TKIT11011	TKIT11011M	DNA, Chlamydophila abortus
TKIT10102	TKIT10102M	DNA, Legionella pneumophila	TKIT11012	TKIT11012M	DNA, Campylobacter fetus
TKIT10103	TKIT10103M	DNA, Leishmania tropica	TKIT11013	TKIT11013M	DNA, Campylobacter fetus subspecies venerialis
TKIT10104	TKIT10104M	DNA, Lactobacillus genus	TKIT11014	TKIT11014M	DNA, Chlamydiaceae (All species)
TKIT10105	TKIT10105M	DNA, All Leishmania species	TKIT11015	TKIT11015M	DNA, Cryptococcus neoformans
TKIT10106	TKIT10106M	DNA, Mycobacterium leprae lepromatosis	TKIT11016	TKIT11016M	DNA, Chlamydophila pneumoniae
TKIT10107	TKIT10107M	DNA, Lyme disease	TKIT11017	TKIT11017M	DNA, Chlamydophila psittaci
TKIT10108	TKIT10108M	DNA, Moraxella catarrhalis	TKIT11018	TKIT11018M	DNA, Cryptosporidium
TKIT10109	TKIT10109M	DNA, Mycoplasma genitalium	TKIT11019	TKIT11019M	DNA, Clostridium tetani
TKIT10110	TKIT10110M	DNA, Mycoplasma hominis	TKIT11020	TKIT11020M	RNA, Dobrava-Belgrade virus
TKIT10111	TKIT10111M	DNA, Mycobacterium marinum and ulcerans	TKIT11021	TKIT11021M	DNA, Enterocytozoon bienewisi
TKIT10112	TKIT10112M	DNA, Mycoplasma pneumoniae	TKIT11022	TKIT11022M	DNA, All Encephalitozoon species
TKIT10113	TKIT10113M	DNA, Mycobacterium tuberculosis complex	TKIT11023	TKIT11023M	DNA, Geosmithia argillacea
TKIT10114	TKIT10114M	DNA, Merkel cell polyomavirus	TKIT11024	TKIT11024M	RNA, H10N8
TKIT10115	TKIT10115M	DNA, Methicillin-resistant Staphylococcus aureus	TKIT11025	TKIT11025M	RNA, Bird flu
TKIT10116	TKIT10116M	DNA, Methicillin-resistant S.aureus with SCC mec	TKIT11026	TKIT11026M	RNA, Avian Influenza A virus Subtype H7N9
TKIT10117	TKIT10117M	DNA, Methicillin-resistant S.aureus with SCC mec	TKIT11027	TKIT11027M	DNA, Leptospirosis
TKIT10118	TKIT10118M	RNA, Mumps virus	TKIT11028	TKIT11028M	DNA, Mycoplasma species
TKIT10119	TKIT10119M	DNA, Neisseria gonorrhoeae	TKIT11029	TKIT11029M	DNA, Pasteurella multocida
TKIT10120	TKIT10120M	DNA, All Neisseria meningitidis	TKIT11030	TKIT11030M	RNA, Rabies virus
TKIT10121	TKIT10121M	DNA, Oxalobacter formigenes	TKIT11031	TKIT11031M	RNA, Rotavirus A
TKIT10122	TKIT10122M	DNA, Plasmodium falciparum	TKIT11032	TKIT11032M	RNA, Rotavirus B
TKIT10123	TKIT10123M	DNA, Porphyromonas gingivalis	TKIT11033	TKIT11033M	RNA, Rotavirus C
TKIT10124	TKIT10124M	DNA, Prevotella intermedia	TKIT11034	TKIT11034M	DNA, Streptococcus agalactiae
TKIT10125	TKIT10125M	DNA, Pneumocystis jirovecii	TKIT11035	TKIT11035M	RNA, SARS coronavirus
TKIT10126	TKIT10126M	DNA, Plasmodium knowlesi	TKIT11036	TKIT11036M	DNA, Streptococcus mitis
TKIT10127	TKIT10127M	DNA, Plasmodium malariae	TKIT11037	TKIT11037M	DNA, Streptococcus oralis
TKIT10128	TKIT10128M	DNA, Proteus mirabilis	TKIT11038	TKIT11038M	DNA, Streptococcus pneumoniae
TKIT10129	TKIT10129M	DNA, Plasmodium ovale	TKIT11039	TKIT11039M	DNA, Streptococcus pyogenes
TKIT10130	TKIT10130M	DNA, Plasmodium vivax	TKIT11040	TKIT11040M	DNA, Streptococcus salivarius
TKIT10131	TKIT10131M	DNA, All Plasmodium species	TKIT11041	TKIT11041M	DNA, Streptococcus sanguinis
TKIT10132	TKIT10132M	DNA, Rickettsia (All species)	TKIT11042	TKIT11042M	DNA, Toxoplasma gondii
TKIT10133	TKIT10133M	RNA, Respiratory Syncytial virus	TKIT11043	TKIT11043M	RNA, Wesselsbron virus
			TKIT11044	TKIT11044M	DNA, Mycobacterium avium

Food and water

qPCR is the fastest and most accurate way to screen water and food for pathogens. Prime Pro qPCR reagents also facilitate speciation and allergen detection.

- Speciation of meat and fish
- Pathogen contamination
- Allergen detection
- GMO detection/quantification

Labelling of genetically modified organisms is now mandatory in many regions, including the European Union. To guarantee consumer choice between GM and non-GM products, screening of samples is performed by PCR amplification of regulatory sequences frequently introduced into genetically modified organisms. Cauliflower mosaic virus is commonly used as a means of GM detection

Without Mastermix	With Mastermix	Description	Without Mastermix	With Mastermix	Description
TKIT06001	TKIT06001M	DNA, <i>Bifidobacterium longum</i>	TKIT06047	TKIT06047M	DNA, <i>Pistacia vera</i> (pistacio)
TKIT06002	TKIT06002M	DNA, <i>Clostridium estertheticum</i>	TKIT06048	TKIT06048M	DNA, <i>Pollachius virens</i> (pollock)
TKIT06003	TKIT06003M	DNA, <i>Dekkera bruxellensis</i>	TKIT06049	TKIT06049M	DNA, <i>Struthio camelus</i> (ostrich)
TKIT06004	TKIT06004M	DNA, Bacteria Domain	TKIT06050	TKIT06050M	DNA, <i>Sus scrofa</i> (pig/pork)
TKIT06005	TKIT06005M	DNA, FMV 35S promoter in GM crops	TKIT06051	TKIT06051M	DNA, Universal fish detection
TKIT06006	TKIT06006M	DNA, GMO integration event Bt11 in Maize	TKIT06052	TKIT06052M	DNA, Universal meat detection
TKIT06007	TKIT06007M	DNA, GMO integration event Bt176 in Maize	TKIT07001	TKIT07001M	DNA, <i>Bifidobacterium bifidum</i>
TKIT06008	TKIT06008M	DNA, GMO integration event MON810 in Maize	TKIT07002	TKIT07002M	DNA, <i>Bacillus cereus</i> E33
TKIT06009	TKIT06009M	DNA, GMO integration event NK603 in Maize	TKIT07003	TKIT07003M	DNA, <i>Brucella</i> genus (All species)
TKIT06010	TKIT06010M	DNA, CaMV 35S promoter and NOS terminator in GM Maize	TKIT07004	TKIT07004M	DNA, All <i>Clostridium perfringens</i> species
TKIT06011	TKIT06011M	DNA, CaMV 35S promoter in GM crops	TKIT07005	TKIT07005M	DNA, <i>Clostridium perfringens</i> Types A&B
TKIT06012	TKIT06012M	DNA, CaMV 35S promoter and NOS terminator GMSoya	TKIT07006	TKIT07006M	DNA, <i>Enterococcus faecalis</i>
TKIT06013	TKIT06013M	DNA, GMO integration event GTS 40-30-2 Round up Ready Soya	TKIT07007	TKIT07007M	DNA, <i>Enterococcus faecium</i>
TKIT06014	TKIT06014M	DNA, NOS terminator in GM crops	TKIT07008	TKIT07008M	RNA, Hepatitis A virus
TKIT06015	TKIT06015M	DNA, <i>Lactobacillus plantarum</i>	TKIT07009	TKIT07009M	RNA, Hepatitis E virus
TKIT06018	TKIT06018M	DNA, <i>Apium graveolens</i> var. <i>dulce</i> (Celery)	TKIT07010	TKIT07010M	DNA, JC virus
TKIT06019	TKIT06019M	DNA, <i>Arachis hypogaea</i> (peanut)	TKIT07012	TKIT07012M	DNA, All <i>Legionella</i> species
TKIT06020	TKIT06020M	DNA, <i>Anacardium occidentale</i> (cashew)	TKIT07014	TKIT07014M	DNA, All <i>Naegleria</i> species
TKIT06021	TKIT06021M	DNA, <i>Anas platyrhynchos</i> (duck)	TKIT07015	TKIT07015M	RNA, Norovirus genotypes 1 and 2
TKIT06022	TKIT06022M	DNA, <i>Bubalus bubalis</i> (buffalo)	TKIT07016	TKIT07016M	DNA, <i>Pseudomonas aeruginosa</i>
TKIT06023	TKIT06023M	DNA, <i>Bertholletia excelsa</i> (Brazil nut)	TKIT07017	TKIT07017M	DNA, <i>Simkania negevensis</i>
TKIT06024	TKIT06024M	DNA, <i>Bos taurus</i> (bovine/beef)	TKIT07018	TKIT07018M	DNA, <i>Shigella</i> (All species)
TKIT06025	TKIT06025M	DNA, <i>Corylus avellana</i> (hazelnut)	TKIT07019	TKIT07019M	DNA, All <i>Vibrio cholerae</i> subspecies
TKIT06026	TKIT06026M	DNA, <i>Capreolus capreolus</i> (deer)	TKIT07020	TKIT07020M	DNA, All <i>Vibrio</i> species
TKIT06027	TKIT06027M	DNA, <i>Canis familiaris</i> (dog)	TKIT08001	TKIT08001M	DNA, <i>Brucella abortus</i>
TKIT06028	TKIT06028M	DNA, <i>Capra hircus</i> (goat)	TKIT08002	TKIT08002M	DNA, <i>Coxiella burnetii</i>
TKIT06029	TKIT06029M	DNA, <i>Carya illinoensis</i> (pecan)	TKIT08003	TKIT08003M	DNA, <i>Cyclospora cayetanensis</i>
TKIT06030	TKIT06030M	DNA, <i>Equus asinus</i> (donkey)	TKIT08004	TKIT08004M	DNA, <i>Campylobacter Coli</i>
TKIT06031	TKIT06031M	DNA, <i>Equus caballus</i> (horse)	TKIT08005	TKIT08005M	DNA, <i>Campylobacter Jejuni</i>
TKIT06032	TKIT06032M	DNA, <i>Felis catus</i> (cat)	TKIT08006	TKIT08006M	RNA, Crimean-Congo Haemorrhagic Fever virus
TKIT06033	TKIT06033M	DNA, <i>Gallus gallus</i> (chicken)	TKIT08007	TKIT08007M	DNA, <i>Escherichia coli</i> O157:H7
TKIT06035	TKIT06035M	DNA, <i>Gadus morhua</i> (cod)	TKIT08008	TKIT08008M	DNA, <i>Escherichia coli</i>
TKIT06036	TKIT06036M	DNA, <i>Juglans regia</i> (walnut)	TKIT08009	TKIT08009M	DNA, <i>Escherichia coli</i> O104:H4
TKIT06037	TKIT06037M	DNA, <i>Melanogrammus aeglefinus</i> (haddock)	TKIT08010	TKIT08010M	DNA, Shiga toxin (stx1) producing <i>Escherichia coli</i>
TKIT06038	TKIT06038M	DNA, <i>Meleagris gallopavo</i> (turkey)	TKIT08011	TKIT08011M	DNA, Shiga toxin (stx2b) producing <i>Escherichia coli</i>
TKIT06039	TKIT06039M	DNA, <i>Macadamia integrifolia</i> (Macadamia)	TKIT08012	TKIT08012M	DNA, Tellurite resistant <i>Escherichia coli</i>
TKIT06040	TKIT06040M	DNA, <i>Merlangius merlangus</i> (whiting)	TKIT08013	TKIT08013M	DNA, Enteropathogenic <i>Escherichia coli</i>
TKIT06041	TKIT06041M	DNA, <i>Mus musculus</i> (mouse)	TKIT08014	TKIT08014M	DNA, <i>Francisella tularensis</i>
TKIT06042	TKIT06042M	DNA, <i>Ovis aries</i> (sheep)	TKIT08015	TKIT08015M	DNA, <i>Giardia intestinalis</i>
TKIT06043	TKIT06043M	DNA, <i>Phacochoerus africanus</i> (warthog)	TKIT08016	TKIT08016M	DNA, <i>Listeria monocytogenes</i>
TKIT06044	TKIT06044M	DNA, <i>Prunus dulcis</i> (almond)	TKIT08017	TKIT08017M	DNA, <i>Mycobacterium avium</i> subspecies <i>paratuberculosis</i>
TKIT06045	TKIT06045M	DNA, <i>Pleuronectes platessa</i> (european plaice)	TKIT08018	TKIT08018M	DNA, <i>Salmonella enterica</i>
TKIT06046	TKIT06046M	DNA, <i>Pisum Sativum</i> (green pea)	TKIT09001	TKIT09001M	DNA, <i>Shewanella putrefaciens</i>



Veterinary and Agriculture

Veterinary and agriculture kits are a fast growing part of the Prime Pro qPCR reagent range, currently addressing many challenges in the environment.

- Avian
- Bovine
- Ovine/Caprine
- Equine
- Feline
- Canine
- Porcine
- Piscean

Without Mastermix	With Mastermix	Description	Without Mastermix	With Mastermix	Description
TKIT12001	TKIT12001M	DNA, Anaplasma centrale	TKIT12049	TKIT12049M	RNA, Avian Influenza A virus Subtype H5
TKIT12002	TKIT12002M	DNA, Aleutian Disease virus	TKIT12050	TKIT12050M	RNA, Avian Influenza A virus Subtype H6
TKIT12003	TKIT12003M	DNA, Anaplasma marginale	TKIT12051	TKIT12051M	RNA, Avian Influenza A virus Subtype H7
TKIT12004	TKIT12004M	RNA, Avian orthoreovirus	TKIT12052	TKIT12052M	RNA, Avian Influenza A virus Subtype H9
TKIT12005	TKIT12005M	DNA, Budgerigar fledgling Disease virus (avian polyomavirus)	TKIT12053	TKIT12053M	RNA, Israeli Acute Paralysis virus
TKIT12006	TKIT12006M	DNA, Babesia bigemina	TKIT12054	TKIT12054M	RNA, Infectious Bursal Disease virus (IBDV)
TKIT12007	TKIT12007M	DNA, Babesia bovis	TKIT12055	TKIT12055M	RNA, Avian Infectious Bronchitis virus (IBV)
TKIT12008	TKIT12008M	DNA, Bordetella Bronchiseptica and Bordetella Parapertussis	TKIT12056	TKIT12056M	RNA, Infectious Hematopoietic Necrosis virus
TKIT12009	TKIT12009M	DNA, Babesia caballi	TKIT12057	TKIT12057M	RNA, Infectious Pancreatic Necrosis virus
TKIT12010	TKIT12010M	DNA, Botrytis cinerea	TKIT12058	TKIT12058M	DNA, Mycoplasma bovis
TKIT12011	TKIT12011M	RNA, Bovine Viral Diarrhoea virus	TKIT12059	TKIT12059M	DNA, Microsporium canis
TKIT12012	TKIT12012M	DNA, Batrachochytrium dendrobatidis	TKIT12060	TKIT12060M	RNA, Maize chlorotic mottle virus
TKIT12013	TKIT12013M	DNA, Babesia divergens	TKIT12061	TKIT12061M	RNA, Maize Dwarf Mosaic virus
TKIT12014	TKIT12014M	DNA, Beak and Feather Disease virus	TKIT12062	TKIT12062M	DNA, Mycoplasma felis
TKIT12015	TKIT12015M	DNA, Bovine herpesvirus 1	TKIT12063	TKIT12063M	DNA, Mycoplasma gallisepticum
TKIT12016	TKIT12016M	RNA, Bovine Leukemia virus	TKIT12064	TKIT12064M	DNA, Microsporium gypseum
TKIT12017	TKIT12017M	RNA, Bluetongue virus	TKIT12065	TKIT12065M	DNA, Mycoplasma haemofelis
TKIT12018	TKIT12018M	RNA, Bluetongue virus 1	TKIT12066	TKIT12066M	DNA, Mycoplasma species haemofelis and haemocanis
TKIT12019	TKIT12019M	RNA, Bluetongue virus 8	TKIT12067	TKIT12067M	DNA, Mycoplasma mycoides cluster
TKIT12020	TKIT12020M	RNA, Bovine Viral Diarrhoea virus	TKIT12068	TKIT12068M	DNA, Neospora caninum
TKIT12021	TKIT12021M	DNA, Canine Babesiosis	TKIT12069	TKIT12069M	RNA, Newcastle disease virus
TKIT12022	TKIT12022M	DNA, Capripoxvirus	TKIT12070	TKIT12070M	DNA, Orf virus (Contagious pustular dermatitis)
TKIT12023	TKIT12023M	DNA, Chicken anemia virus	TKIT12071	TKIT12071M	DNA, Ornithobacterium rhinotracheale
TKIT12024	TKIT12024M	RNA, Canine Distemper virus	TKIT12072	TKIT12072M	DNA, Porcine circovirus 2
TKIT12025	TKIT12025M	DNA, Chlamydomphila felis	TKIT12073	TKIT12073M	RNA, Peste-des-petits-ruminants virus
TKIT12026	TKIT12026M	DNA, Canine herpes virus	TKIT12074	TKIT12074M	RNA, Porcine Reproductive and Respiratory Syndrome
TKIT12027	TKIT12027M	DNA, Clavibacter michiganensis sub species michiganensis	TKIT12075	TKIT12075M	RNA, Sugarcane Mosaic virus
TKIT12028	TKIT12028M	RNA, Canine Norovirus	TKIT12076	TKIT12076M	DNA, Sheep Poxvirus
TKIT12030	TKIT12030M	DNA, Columbid herpesvirus 1	TKIT12077	TKIT12077M	RNA, Spring Viremia of Carp virus
TKIT12031	TKIT12031M	DNA, Cyprinid herpesvirus 3	TKIT12078	TKIT12078M	DNA, Theileria annulata
TKIT12032	TKIT12032M	DNA, Duck Hepatitis B virus	TKIT12079	TKIT12079M	DNA, Theileria equi
TKIT12033	TKIT12033M	DNA, Avian adenovirus EDS76 Egg Drop Syndrome	TKIT12080	TKIT12080M	DNA, Trypanosoma equiperdum
TKIT12034	TKIT12034M	RNA, Epizootic Hemorrhagic Disease virus	TKIT12081	TKIT12081M	DNA, Trypanosoma evansi
TKIT12035	TKIT12035M	DNA, Equid Herpesvirus 1	TKIT12082	TKIT12082M	DNA, Tritrichomonas foetus
TKIT12036	TKIT12036M	DNA, Equid Herpesvirus 3	TKIT12083	TKIT12083M	DNA, Trichophyton mentagrophytes
TKIT12037	TKIT12037M	DNA, Equid Herpesvirus 4	TKIT12084	TKIT12084M	DNA, Theileria mutans
TKIT12038	TKIT12038M	RNA, Equine infectious anemia virus	TKIT12085	TKIT12085M	DNA, Theileria parva
TKIT12039	TKIT12039M	RNA, Feline coronavirus	TKIT12086	TKIT12086M	RNA, Vesivirus2117
TKIT12040	TKIT12040M	RNA, Feline calicivirus	TKIT12087	TKIT12087M	RNA, Viral Hemorrhagic Septicemia virus
TKIT12041	TKIT12041M	RNA, Feline Leukemia virus	TKIT12088	TKIT12088M	RNA, Porcine circovirus 1
TKIT12042	TKIT12042M	DNA, Feline Herpesvirus	TKIT12089	TKIT12089M	DNA, Camel pox virus
TKIT12043	TKIT12043M	RNA, Feline Immunodeficiency virus	TKIT12090	TKIT12090M	RNA, Canine parainfluenza virus
TKIT12044	TKIT12044M	RNA, Foot and Mouth Disease virus	TKIT12091	TKIT12091M	DNA, All Fusarium species
TKIT12045	TKIT12045M	DNA, Fowlpox virus	TKIT12092	TKIT12092M	DNA, Mycoplasma hyopneumoniae
TKIT12046	TKIT12046M	DNA, Gallid herpesvirus 1	TKIT12093	TKIT12093M	DNA, Mycoplasma suis
TKIT12047	TKIT12047M	DNA, Gallid herpesvirus 2	TKIT12095	TKIT12095M	DNA, Strongylus vulgaris
TKIT12048	TKIT12048M	RNA, Grass Carp Reovirus	TKIT12096	TKIT12096M	DNA, Vaccinia virus

Biothreat

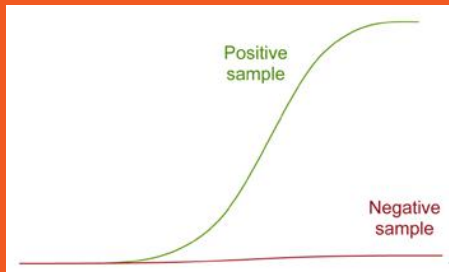
qPCR is the best method for rapid detection of harmful biological agents such as anthrax and cholera.

- Human harmful diseases
- Anthrax
- Cholera
- Ebola

Without Mastermix	With Mastermix	Description
TKIT01001	TKIT01001M	RNA, Japanese Encephalitis virus
TKIT01002	TKIT01002M	RNA, Western equine encephalomyelitis virus
TKIT01003	TKIT01003M	RNA, West Nile virus
TKIT02001	TKIT02001M	DNA, Staphylococcus aureus
TKIT02002	TKIT02002M	DNA, Toxigenic subspecies of Vibrio cholerae
TKIT02003	TKIT02003M	DNA, Yersinia enterocolitica
TKIT03001	TKIT03001M	DNA, Bacillus anthracis
TKIT03002	TKIT03002M	RNA, Zaire ebola virus
TKIT03003	TKIT03003M	RNA, Reston ebola virus
TKIT03004	TKIT03004M	RNA, Rift Valley Fever virus
TKIT03005	TKIT03005M	RNA, Sudan Ebola virus
TKIT03006	TKIT03006M	RNA, Tai Forest Ebola virus
TKIT04001	TKIT04001M	RNA, African Horse Sickness virus
TKIT04002	TKIT04002M	RNA, Slow Bee Paralysis virus
TKIT05001	TKIT05001M	DNA, All pathogenic Salmonella species

High sensitivity

Primers and probes provide highly specific, easy to interpret test results with sensitivity down to 10 copies.



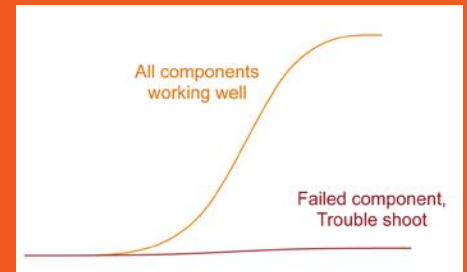
Internal control

Internal extraction control confirms that the DNA extraction process was successful. Exogenous DNA is spiked into the lysis buffer.



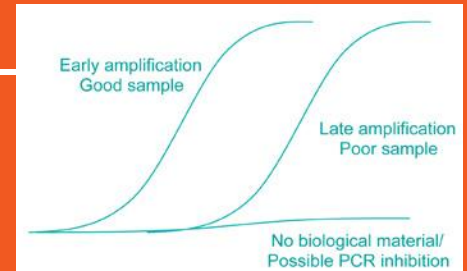
Positive control

Positive control confirms all conditions and reagents are working well. A high-concentration standard is used as positive control.



Endogenous control

- Endogenous control confirms quality of biological sample.
- Beta-actin confirms that a valid biological template was extracted.
- A primer and probe mix is included to detect Beta-actin through the VIC channel.
- Poor Beta-actin signal may indicate the sample did not contain sufficient biological material.



Contact

Bibby Scientific - UK (Group HQ)

Beacon Road, Stone, Staffordshire,
ST15 0SA, United Kingdom

T: +44 (0)1785 812121

F: +44 (0)1785 813748

E: sales@bibby-scientific.com

Bibby Scientific Ltd France

Bâtiment le Deltaparc
Parc Silic Paris Nord 2

7 rue du Canal, BP 55437 Villepinte

95944 ROISSY Charles de Gaulle, France

T: +33 (0) 1 48 63 78 00

F: +33 (0) 1 48 63 78 01

E: contact@bibby-scientific.com

Bibby Scientific - US

3 Terri Lane, Suite 10,
Burlington, NJ 08016,
USA

T: +1 609 589 2560

F: +1 609 589 2571

E: labproducts@technusa.com

Bibby Scientific Singapore

Prudential Tower, Level 26,
30 Cecil Street,
Singapore 049712

T: +65 6631 2976

F: +44 (0) 1785 810405

E: sales@bibby-scientific.com