

BEAD GENIE™

OPERATING INSTRUCTIONS

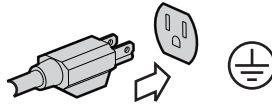
Models SI-B100 through SI-B106



scientificindustries.com

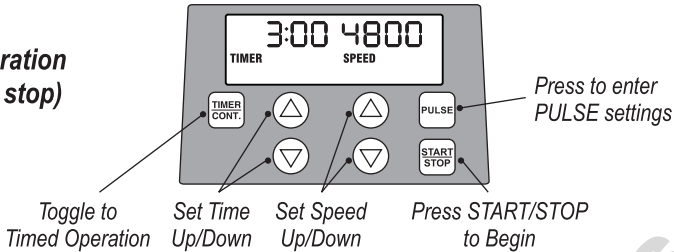
1.0

Power On



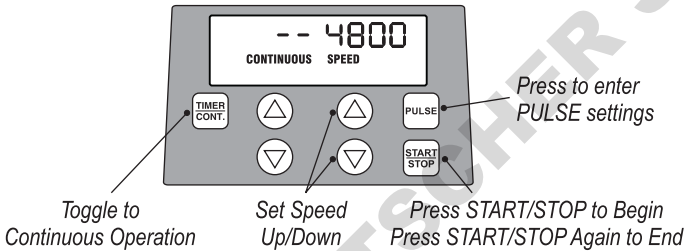
2.1

Timed Operation (Time until stop)



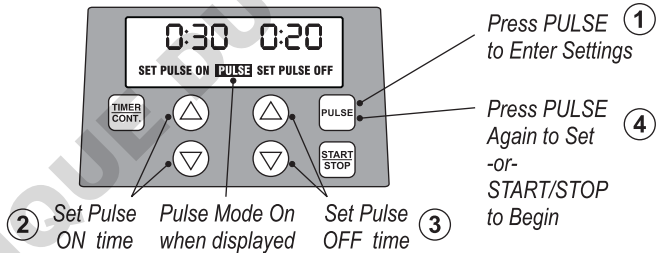
2.2

Continuous Operation (Non-Timed)



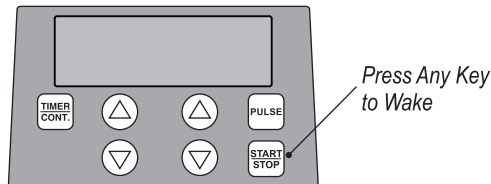
2.3

Pulse Settings



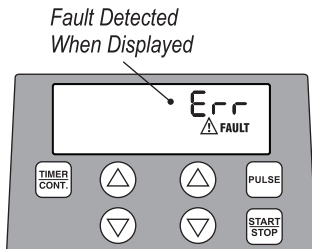
2.4

Sleep (After 10 min of inactivity)




2.5

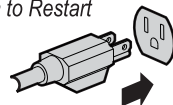
Error



① Unplug to Clear Error

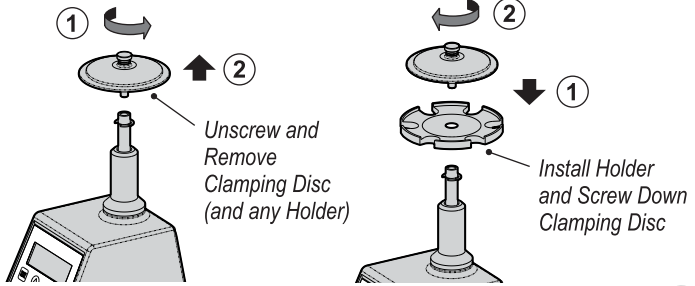


② Plug In to Restart



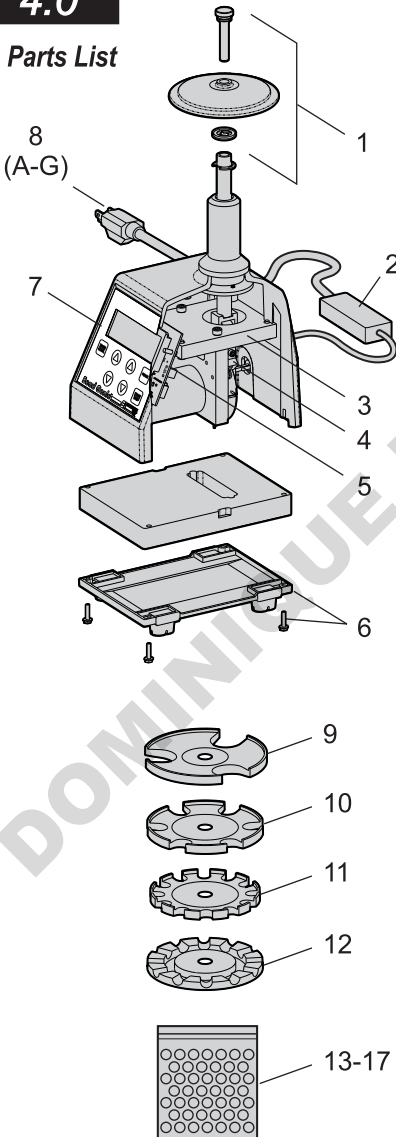
3.0

Install and Change Tube Holders



4.0


Parts List



ITEM No.	PART No.	DESCRIPTION
1	SI-B150	Clamp Assembly
2	EPP0039	Power Supply
3	0K-B100-915	Motor Assembly
4	EC-B100-526	Optical Switch
5	EB-B100-501	Control Board
6	0K-B100-408	Bottom Closure w/ screws, kit
7	EL-B100-575	Keypad, Bead Genie
8A	EPP0026	Power Supply Cord, 120V SI-B100
8B	EPP0027	Power Supply Cord, 230V, w/o plug SI-B101
8C	EPP0028	Power Supply Cord, 230V, European plug SI-B102
8D	EPP0029	Power Supply Cord, 230V, British plug SI-B103
8E	EPP0030	Power Supply Cord, 230V, Swiss plug SI-B104
8F	EPP0031	Power Supply Cord, 230V, Australian plug SI-B106
8G	EPP0032	Power Supply Cord, 100V SI-B105
9	PP-B100-403	50ml Tube Holder
10	PP-B100-402	15ml Tube Holder
11	PP-B100-401	Vertical MicroTube Holder
12	PP-B100-404	Horizontal Microtube Holder

Not Supplied with Unit





13	SI-BS02	2.4mm Stainless Steel Beads
14	SI-BS03	3.2mm Stainless Steel Beads
15	SI-BS05	5.0mm Stainless Steel Beads
16	SI-BG01	0.1mm Glass Beads
17	SI-BG05	0.5mm Glass Beads






CE







MADE IN THE USA

SI-B100	North American (Type B)	
SI-B101	No Plug (C14 Socket)	
SI-B102	Euro (Type F)	
SI-B103	UK (Type G)	

SI-B104	Swiss (Type N)	
SI-B105	Japan (Type B)	
SI-B106	Australia (Type I)	

SPECIFICATIONS	
Supplied	4 Tube holders for 12 vertical microtubes, 6 ea. 15ml tubes, 3 ea. 50ml tubes, 12 horizontal microtubes
Electrical	120-240V, 1.5 Amps, 47-63 HZ
Speed	500 - 4800 strokes per minute (250- 2400 RPM)
Motion	19mm (.75 in) Vertical
Pulse ON/OFF	1 sec - 99 minutes
Timer - Hands Free	1 sec - 99 minutes or continuous
Dimensions (D x W x H)	165 x 122 x 330mm (6.5 x 4.8 x 13 in)
Weight	6 Kg (13.3 lb)
Environmental	0°C - 38°C (32°F-100°F), 95% Humidity max
Markings/Warranty	CE / 2 Years

Caution

-  If this equipment is used in a manner not specified by the manufacturer, the protection provided by the equipment may be impaired.
-  Unplug from power before cleaning. Do not immerse.
-  Do not position the equipment so that it is difficult to disconnect the power cord.
-  This equipment has been tested and found to comply with the limits for a Class A digital device, pursuant to Part 15 of the FCC Rules. These limits are designed to provide reasonable protection against harmful interference when the equipment is operated in a commercial environment. This equipment generates, uses, and can radiate radio frequency energy and, if not installed and used in accordance with the instruction manual, may cause harmful interference to radio communications. Operation of this equipment in a residential area is likely to cause harmful interference in which case the user will be required to correct the interference at his own expense.

Care and Handling

Your BEAD GENIE™ should be given the care normally required for any electrical appliance. Unplug unit and wipe housing with damp cloth and detergent. Blot any spills immediately.

Specifications

The BEAD GENIE™ Mixer is classified as "Installation Category 2", "Overvoltage Category 2" and "Pollution Degree 2". Indoor use only in elevation up to 2000m of altitude.

