

Specification



C02

Technical Development

INT

C

Article: 10677XXX Chemical Screw Cap DIN 32 E

List of Content

1	Part Description	2
2	Material Composition	2
2.1	Raw Materials	2
2.2	Additives	2
2.2.1	Additive	2
2.2.2	Color	2
3	Product Property and Test Methods	2
3.1	Material	2
3.2	Function / Test Methods	3
3.2.1	Visual inspection	3
3.2.2	Functional inspection	3
3.2.3	Leak Test	3
3.2.4	Torque	3
3.2.5	Dimensions	3
4	Storage, Transport and Processing Conditions	3
4.1	Transport and Storage Conditions	3
4.2	Processing Conditions	3
5	Suitability Test	3
5.1	Food Application	3
6	Contact details of Production Site	4
7	Documents	4
7.1	Drawing	4
7.2	Appendix	4
8	List of Changes	4

Georg MENSHEN GmbH + Co. KG
Industriestr. 26
D-57413 Finnentrop
Tel. 02721/518-0

Creator:	Jana Schmitt	Date of issue:	10.10.2016	Signature:	<i>i.A. J. Schmitt</i>
Reviewed by:	Norbert Buchta	Effective from:	10.10.2016		<i>i.A. J. Schmitt</i>

Specification



C02 Technical Development

INT C Article: 10677XXX Chemical Screw Cap DIN 32 E

1 Part Description

Chemical screw cap, thread size 32E with cone.



2 Material Composition

The information contained in this Specification in regards to materials and additives has been obtained either from the manufacturer or our suppliers. It is accurate at the time of publication and to the best of our knowledge. However Menshen cannot take any liability for the data or information contained therein. For further information or updates, Menshen recommends visiting the manufacturer's or supplier's website.

2.1 Raw Materials

Moplen HP501H

2.2 Additives

Additives are used to modify the characteristics of the plastics, which are used for molding closures in order to improve product performance or to change the aesthetics of the part.

2.2.1 Additive

Specification Appendix 01

2.2.2 Color

Specification Appendix 01

3 Product Property and Test Methods

3.1 Material

More information, current certificates and material data sheets are available via the following links or upon request:

<https://www.lyondellbasell.com/en/products-technology/polymers/trade-name/moplen/>

For Moplen HP501H

3.2 Function / Test Methods

Unless otherwise specified, none of the tests should be conducted before the parts tested have been conditioned to standard ambient climate conditions (21°C ± 3°C and 30% - 60% relative air humidity).

3.2.1 Visual inspection

3.2.2 Functional inspection

3.2.3 Leak Test

- Storage test: 24 h storage test with 5% solution of „Pril“.

3.2.4 Torque

240 Ncm ± 25 Ncm

3.2.5 Dimensions

According to attached article drawing(s).

4 Storage, Transport and Processing Conditions

4.1 Transport and Storage Conditions

Due to the nature of the raw materials, our products are sensitive to significant and prolonged variations in temperature. During transportation and short-term storage, temperatures in the range of -35°C to +65°C are tolerable. For long-term storage, we recommend temperatures in the range of 10°C to 25°C and 30% - 75% relative humidity. If stored outside these conditions, the performance of the articles may change significantly. The pallets must not be stacked when stored or in transportation.

4.2 Processing Conditions

If the products are stored under conditions beyond these recommended ranges, they should be stored at room temperature (18°C – 25°C) for at least 48 hours before processing. Provided that the storage and transport conditions are observed, the articles should be used for production within two years after delivery. In the event that the customer plans to use our products after the expiration of indicated maximum storage time, it is the responsibility of the customer to test the parts and determine they function safely for their specific application.

5 Suitability Test

All technical information and recommendations given above are according to the best of our knowledge. Suitability for a particular application must be tested in each individual case by the customer. We are happy to provide our recommendation, and our Development, Engineering and Quality Departments will gladly support the customer.

5.1 Food Application

Our products are not approved for direct food contact. In case the article should be used for direct food application, our customer must provide the following information:

- Legal requirements
- Type of food
- Filling temperature

Specification



C02 Technical Development

INT C Article: 10677XXX Chemical Screw Cap DIN 32 E

- Storage Conditions (e.g. temperature)
- Best-by date

After this information is available, our Sales Department will contact the customer to decide on further action (e.g. schedule, costs).

6 Contact details of Production Site

Georg MENSHEN GmbH & Co. KG
Industriestraße 26
57413 Finnentrop

Telefon: +49 2721 518-0
Telefax: +49 2721 518-198
E-Mail: contact@menshen.com

7 Documents

7.1 Drawing

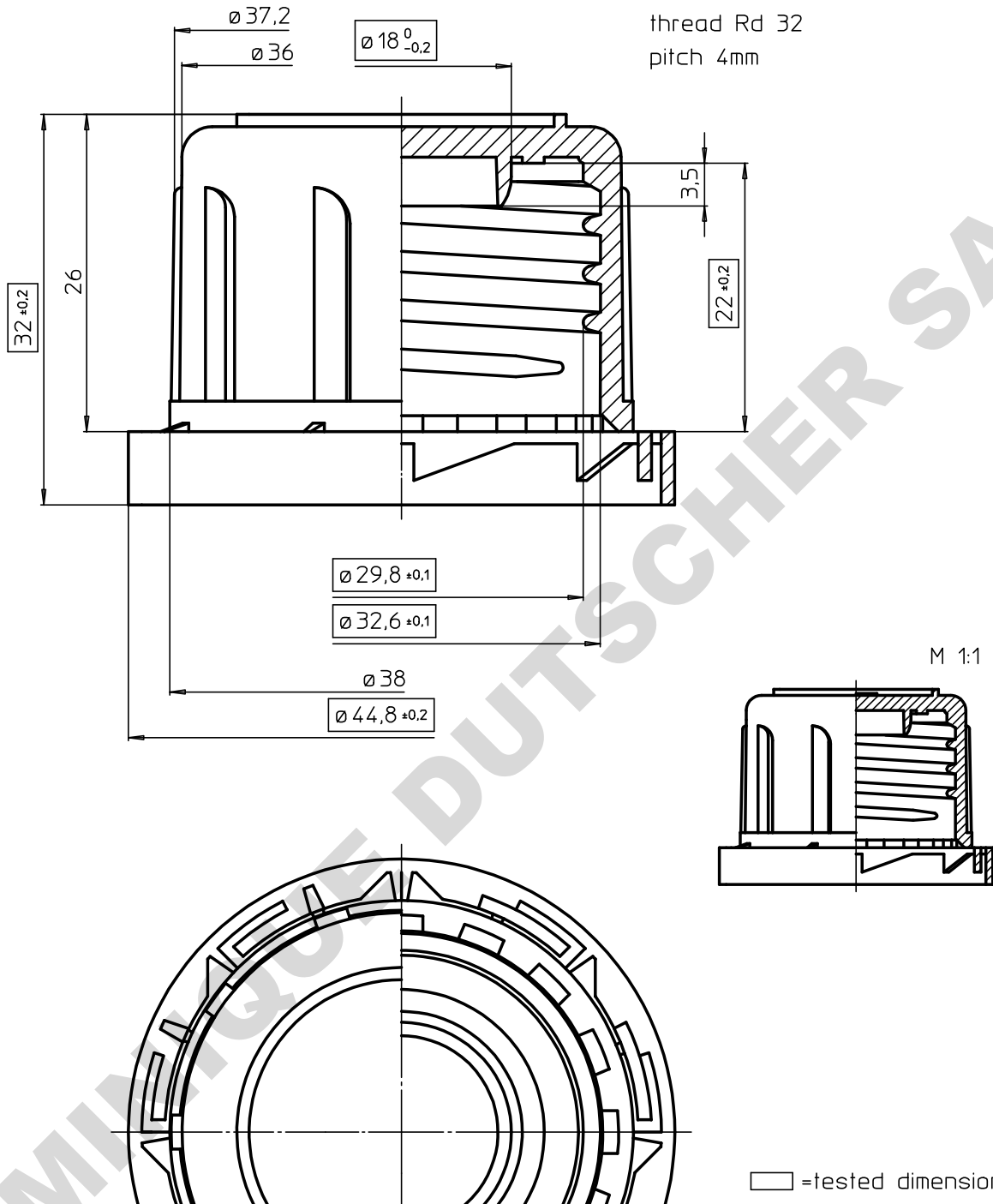
- 4.0677.99.1 Chemical Screw Cap DIN32E
- 4.0677.99.1 Bottleneck for Chemical Screw Cap DIN32E (Glass)
- 4.0677.99.1 Bottleneck for Chemical Screw Cap DIN32E (HDPE)

7.2 Appendix

- Specification Appendix 01: Variations Overview and Logistics

8 List of Changes

Date	Index	Description of Changes
15.08.2016	B	<ul style="list-style-type: none">• Editorial revised• Chapter 3.1 "Material" updated
10.10.2016	C	<ul style="list-style-type: none">• Chapter 5.1 added• Chapter 6 added



Drawing is not considered for changes. New information available on request.

			Datum: date	08.08.07	Freimasstoleranzen: general tolerances	DIN 16901-150	Material: material	-
			Gezeichnet: drawn by	Deichmann-Heller	Masstab: scale	2:1 / 1:1	Gewicht: weight	-
			Gepueft: checked	Braukmann	Bezeichnung: description	Chemical Screw Cap DIN32E		
			 GEORG MENSCHEN GmbH + CO.KG. Kunststoffverarbeitung 57413 Finnentrop Tel: +49 (0)2721-518-0 Fax: +49 (0)2721-518-198 Web: http://www.menschen.com		Artikel-Nr.: article no.			
					Entwicklung Nr.: development no.		von: of	-
					Datei: file	u:\me10\az\677		
Index	Aenderung modification	Datum date	Name name	This drawing may not be copied partially or complete nor handed out to third persons or competitors for use or copying without our approval ©		Ersatz fuer: supersedes	Ersetzt durch: superseded by	

4

3

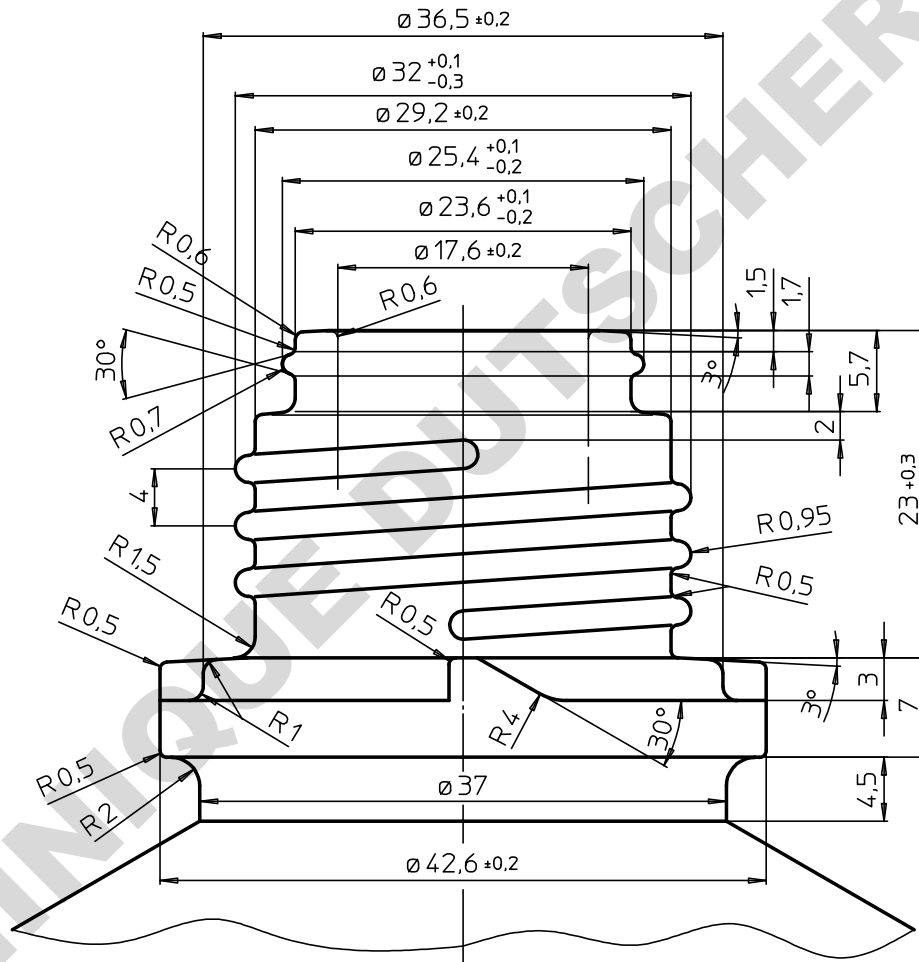
2

1

Please read before using this document!

The neck dimensions shown are those which have generally been found to be functional based on our and industry experience. Because of variability in closure and container finishes materials, however, each closure/finish system should be individually evaluated to ensure it meets applicable performance criteria. Closures and finishes having dimension outside these ranges are also appropriate for use if applicable performance criteria are met.

Therefore the bottle neck drawing is only a recommendation. The framed dimensions and tolerances have to be kept. The bottle neck drawing does not release the bottle maker and the processor from the responsibility of optimising the coordination between the closure according to the valid article drawing and the bottle neck. So that the cap and the neck threads fit well together it is necessary that the two threads (cap - bottle) connect together for one complete turn. We recommend to check it.



Drawing is not considered for changes. New information available on request.

			Datum: date	08.08.07	Freimasstoleranzen: general tolerances	DIN 16901-150	Material: material		
			Gezeichnet: drawn by	Deichmann-Heller	Massstab: scale	2:1 / 1:1	Gewicht: weight	-	
			Geprüft: checked	Braukmann	Bezeichnung: description	Bottleneck for Chemical Screw Cap DIN32E (Glass)			
			 GEORG MENSCHEN GmbH + CO.KG. Kunststoffverarbeitung 57413 Finnentrop Tel: +49 (0)2721-518-0 Fax: +49 (0)2721-518-198 Web: http://www.menschen.com			Artikel-Nr.: article no.	4.0677.99.1	Blatt: sheet	
						Entwicklung Nr.: development no.		von: of	
			This drawing may not be copied partially or complete nor handed out to third persons or competitors for use or copying without our approval ©			Date: file	u:\me10\az\677		
Index	Aenderung modification	Datum date	Name name	Ersatz fuer: supersedes			Ersetzt durch: superseded by		

4

3

2

1

A4

4

3

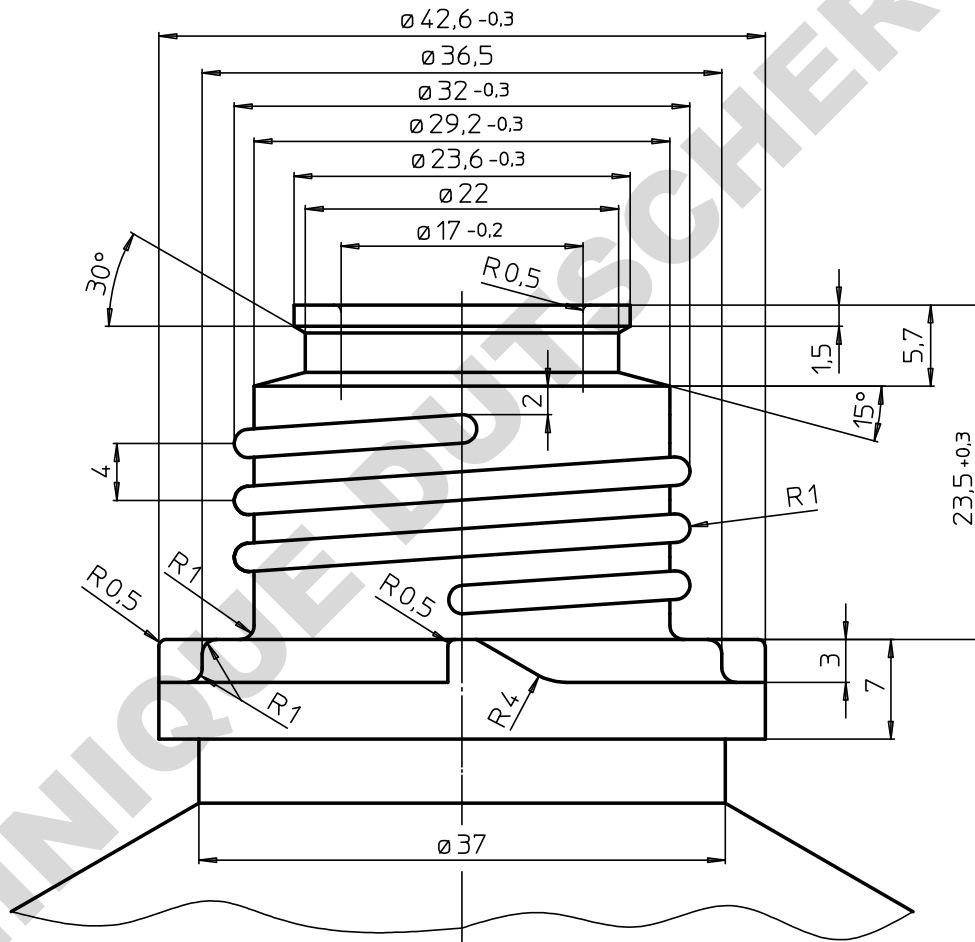
2

1

Please read before using this document!

The neck dimensions shown are those which have generally been found to be functional based on our and industry experience. Because of variability in closure and container finishes materials, however, each closure/finish system should be individually evaluated to ensure it meets applicable performance criteria. Closures and finishes having dimension outside these ranges are also appropriate for use if applicable performance criteria are met.

Therefore the bottle neck drawing is only a recommendation. The framed dimensions and tolerances have to be kept. The bottle neck drawing does not release the bottle maker and the processor from the responsibility of optimising the coordination between the closure according to the valid article drawing and the bottle neck. So that the cap and the neck threads fit well together it is necessary that the two threads (cap - bottle) connect together for one complete turn. We recommend to check it.



Drawing is not considered for changes. New information available on request.

			Datum: date	08.08.07	Freimasstoleranzen: general tolerances	DIN 16901-150	Material: material	.	
			Gezeichnet: drawn by	Deichmann-Heller	Massstab: scale	2:1	Gewicht: weight	-	
			Gepueft: checked	Braukmann	Bezeichnung: description	Bottleneck for Chemical Screw Cap DIN32E (HDPE)			
			 GEORG MENSCHEN GmbH + CO.KG. Kunststoffverarbeitung 57413 Finnentrop Tel: +49 (0)2721-518-0 Fax: +49 (0)2721-518-198 Web: http://www.menschen.com			Artikel-Nr.: article no.	4.0677.99.1	Blatt: sheet	.
						Entwicklung Nr.: development no.		von: of	.
			This drawing may not be copied partially or complete nor handed out to third persons or competitors for use or copying without our approval ©			Date: file	u:\me10\az\677		
Index	Aenderung modification	Datum date	Name name	Ersatz fuer: supersedes			Ersetzt durch: superseded by		

4

3

2

1

A4

Specification Appendix 01

C02 Technical Development

INT D Article: 10677XXX Chemical Screw Cap DIN 32 E

Variations Overview and Logistics						
MENSHEN Article No.	Article Description	Additive	Color	Logistics		
10677041	OVS DIN 32 E, PP weiß, Konus	No	FER2012 Masterbatch PP2012 Weiß PP / Standard 1,5%	weight per cap approx. 1.200 pieces / box (Karton Nr.51, 576x360x350) approx. 12 boxes / pallet 14.400 pieces / pallet (Euro pallet, 800x1200) approx.	8,4 g 11,1 kg -	153 kg
10677051	OVS DIN 32 E, PP schwarz, Konus	No	SCH1880 Masterbatch schwarz für PP / Standard 1%	weight per cap approx. 1.200 pieces / box (Karton Nr.51, 576x360x350) approx. 16 boxes / pallet 19.200 pieces / pallet (Euro pallet, 800x1200) approx.	8,4 g 11,1 kg -	198 kg
10677151	OVS DIN 32 E, PP gelb, Konus	No	FIN10049411 PP 10049411 gelb 1,5%	weight per cap approx. 1.200 pieces / box (Karton Nr.51, 576x360x350) approx. 16 boxes / pallet 19.200 pieces / pallet (Euro pallet, 800x1200) approx.	8,4 g 11,1 kg -	198 kg
10677411	OVS DIN 32 E, PP blau, Konus	No	LIF53467 LIFOCOLOR-Blau 53467F PP 1,5%	weight per cap approx. 1.200 pieces / box (Karton Nr.51, 576x360x350) approx. 16 boxes / pallet 19.200 pieces / pallet (Euro pallet, 800x1200) approx.	8,4 g 11,1 kg -	198 kg
10677591	OVS DIN 32 E, PP magenta CLA66 1%, Konus	No	CLA66 CPL 066 magenta 1%	weight per cap approx. 1.200 pieces / box (Karton Nr.51, 576x360x350) approx. 16 boxes / pallet 19.200 pieces / pallet (Euro pallet, 800x1200) approx.	8,4 g 11,1 kg -	198 kg
10677991	OVS DIN 32 E, PP blau, Konus	No	LIF53467 LIFOCOLOR-Blau 53467F PP 1,5%	weight per cap approx. 850 pieces / box (Karton PT3, 572x368x259) approx. 24 boxes / pallet 20.400 pieces / pallet (Euro pallet, 800x1200) approx.	8,4 g 8,2 kg -	216 kg

Note: Information relating to the EU Regulation 1907/2006 (REACH) are available on request for all above listed colors.

Specification Appendix 01

C02 Technical Development

INT D Article: 10677XXX Chemical Screw Cap DIN 32 E

List of Changes

Date	Index	Description of Changes
24.02.2014	B	Article added
15.08.2016	C	Variations Overview updated
10.10.2016	D	<ul style="list-style-type: none">• Variations Overview updated• 10677991 Logistics corrected