



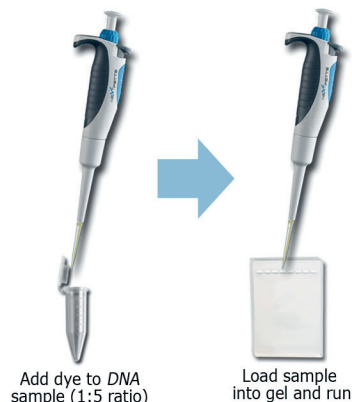
SmartGlow™ Loading Dye, for Nucleic Acid Electrophoresis Gels, Concentration 6X

E4500-LD

Store @ 4°C
DO NOT FREEZE

SmartGlow™ Loading Dye is supplied at 6X concentration and is added directly to the DNA samples before pipetting into gel wells. It is not required to add any stain to the gel or running buffer. After electrophoresis, view and document your results using a UV or Blue Light Illuminator.

SmartGlow™ products are considered safer than Ethidium Bromide. They are non-carcinogenic as determined by the Ames-test, with negative results in mouse primary spermatocyte chromosomal aberration tests and mouse marrow chromophilous erythrocyte micronucleus tests.



Add dye to DNA sample (1:5 ratio)

Load sample into gel and run

Protocol:

- Prepare agarose or polyacrylamide solution and pour gel(s).
- Mix SmartGlow™ Loading Dye with samples and DNA markers at a 1:5 (dye to sample) dilution.
- Load samples into gel, and run.
- After electrophoresis, view the gel using a UV or blue light illuminator

SmartGlow™ is for research use only

Ordering Information:

E4500-LD
1.0ml SmartGlow™ Loading Dye, for Nucleic Acid Electrophoresis Gels, 6X

Storage: 4°C for 2 years

DO NOT FREEZE



SmartGlow™ Loading Dye, for Nucleic Acid Electrophoresis Gels, Concentration 6X

E4500-LD

Store @ 4°C
DO NOT FREEZE

SmartGlow™ Loading Dye is supplied at 6X concentration and is added directly to the DNA samples before pipetting into gel wells. It is not required to add any stain to the gel or running buffer. After electrophoresis, view and document your results using a UV or Blue Light Illuminator.

SmartGlow™ products are considered safer than Ethidium Bromide. They are non-carcinogenic as determined by the Ames-test, with negative results in mouse primary spermatocyte chromosomal aberration tests and mouse marrow chromophilous erythrocyte micronucleus tests.



Add dye to DNA sample (1:5 ratio)

Load sample into gel and run

Protocol:

- Prepare 100ml of agarose or polyacrylamide solution and pour gel(s).
- Mix SmartGlow™ Loading Dye with samples and DNA markers at a 1:5 (dye to sample) dilution.
- Load samples into gel, and run.
- After electrophoresis, view the gel using a UV or blue light illuminator

SmartGlow™ is for research use only

Ordering Information:

E4500-LD
1.0ml SmartGlow™ Loading Dye, for Nucleic Acid Electrophoresis Gels, 6X

Storage: 4°C for 2 years

DO NOT FREEZE




Also available from Benchmark Scientific and Accuris Instruments:



AGAROSE LE

- A1700 Benchmark Agarose LE, 25g
- A1701 Benchmark Agarose LE, 100g
- A1705 Benchmark Agarose LE, 500g

MY GEL™ InstaView



- E1201 MyGel Instaview™ Complete Electrophoresis System with Blue LED Illuminator

SMARTBLUE™



- E4000 SmartBlue, blue light transilluminator

SMARTDOC™



- E5001-SDB SmartDoc Gel Imaging System with blue light illumination
- E5001-SD SmartDoc Gel Imaging Enclosure (for use on existing transilluminators)

Contact us for more info or a price quote: www.accuris-usa.com - info@accuris-usa.com - 908-769-5555




Also available from Benchmark Scientific and Accuris Instruments:



AGAROSE LE

- A1700 Benchmark Agarose LE, 25g
- A1701 Benchmark Agarose LE, 100g
- A1705 Benchmark Agarose LE, 500g

MY GEL™ InstaView



- E1201 MyGel Instaview™ Complete Electrophoresis System with Blue LED Illuminator

SMARTBLUE™



- E4000 SmartBlue, blue light transilluminator

SMARTDOC™



- E5001-SDB SmartDoc Gel Imaging System with blue light illumination
- E5001-SD SmartDoc Gel Imaging Enclosure (for use on existing transilluminators)

Contact us for more info or a price quote: www.accuris-usa.com - info@accuris-usa.com - 908-769-5555

