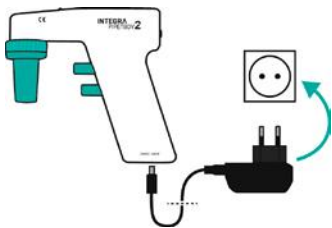




This quick guide is intended to provide a brief overview of the main features and operation of PIPETBOY acu 2. For detailed information, please refer to the Operating Instructions of PIPETBOY acu 2 that can be found at [www.integra-biosciences.com](http://www.integra-biosciences.com) in several languages.

### Battery Charge



Plug in



Charge the Li-ion battery completely before first use.

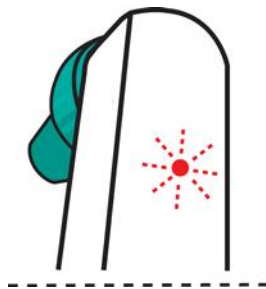


**Only use the original Li-ion battery for PIPETBOY acu 2 (part no. 155 066)!**

The NiMH battery for PIPETBOY acu is not compatible.

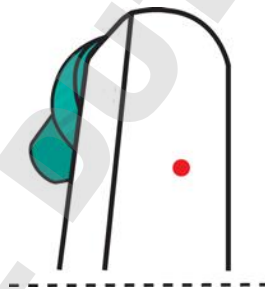
The supply voltage must meet the requirements of the mains adapter: 100-240 VAC, 50/60 Hz.

#### Low Battery



Red Blink

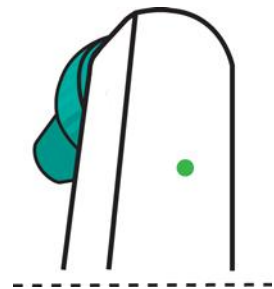
#### Charging Battery



Red

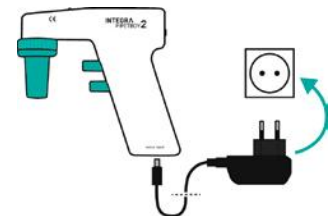
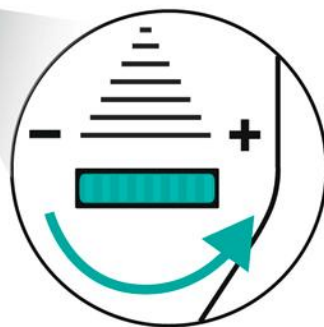
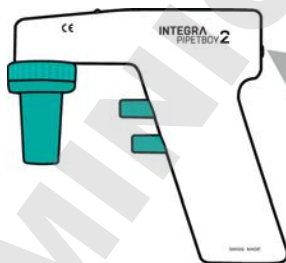
~ 3.5 h

#### Charged Battery



Green

### General Speed Setting



Plug in for Turbo Speed

50 %  
Speed

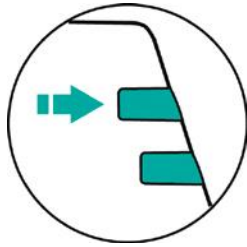
100 %  
Speed

125 %  
Turbo Speed

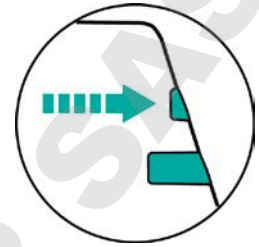
# INTEGRA

## Manual Speed Control

A  
S  
P  
I  
R  
A  
T  
E



Slow



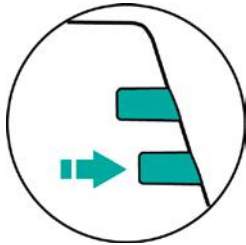
Fast

Gravity Dispense

Slow

Fast

D  
I  
S  
P  
E  
N  
S  
E



Pump not running



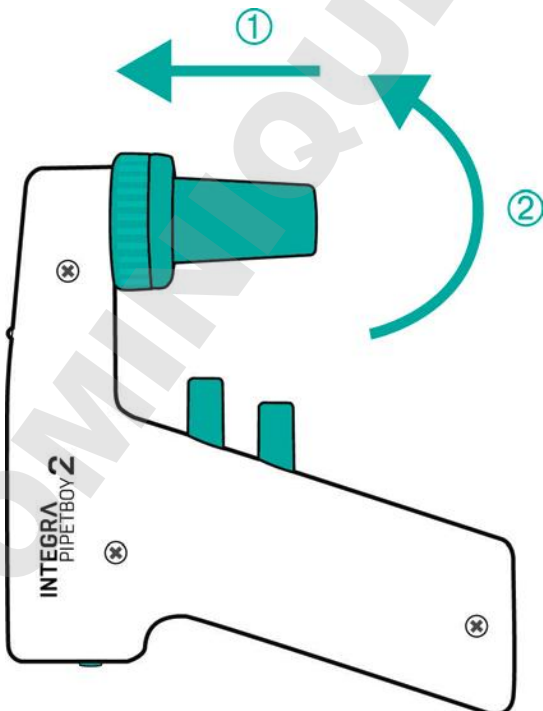
Pump running



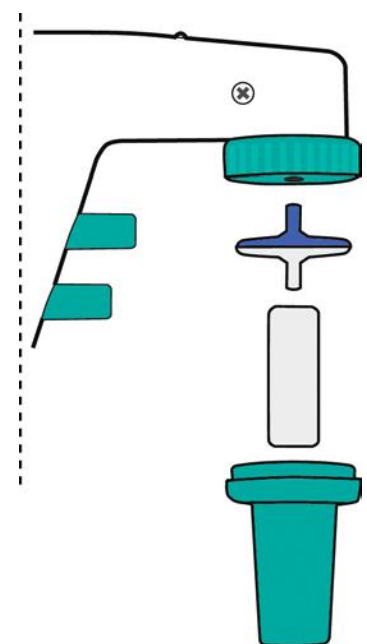
Pump running

## Filter Exchange

Press (1) and turn 1/8<sup>th</sup> counter clockwise (2)



Replace the filter



Colored side facing upwards

### Intended Use

PIPETBOY acu 2 is a pipette controller designed for aspirating and dispensing aqueous solutions with plastic or glass pipettes in a volume range of 1 to 100 ml. It is intended for measurement, control and laboratory use. Any use of this instrument in a medical or IVD setting is the responsibility of the user.

### Safety Notes

- 1) Do not use or charge PIPETBOY acu 2 in an atmosphere with danger of explosion. Do not pipette highly flammable liquids such as acetone or ether.
- 2) Comply with the material safety data sheet (MSDS) and with all safety guidelines when handling dangerous substances. Use protective clothing and safety goggles. Never point a pipette in anyone's direction.
- 3) Avoid pipetting of liquids whose vapours could attack the materials PA (polyamide), POM (polyoxymethylene), FPM (fluor-rubber), NBR (nitrile-rubber), CR (chloroprene) and silicone. Corrosive vapours could also damage metallic parts inside the device.
- 4) Use an original INTEGRA Biosciences mains adapter only. Protect it from moisture otherwise PIPETBOY acu 2 might be damaged.

Regardless of the listed safety notes, additionally applicable regulations and guidelines of trade associations, health authorities, trade supervisory offices, etc. must be observed.

### Warranty

PIPETBOY pipette controllers are designed and manufactured following high standards in quality and durability. They are warranted for a period of 12 months.



To benefit from a 3 year extended warranty, register your PIPETBOY on [www.pipetboy.info](http://www.pipetboy.info) or [www.integra-biosciences.com](http://www.integra-biosciences.com) and click on Warranty registration. Your warranty extension will be activated after online submission of the registration form.



### Equipment Disposal



PIPETBOY acu 2 device must not be disposed of with unsorted municipal waste.

Dispose of PIPETBOY acu 2 and the battery separately in accordance with the laws and regulations in your area governing disposal of devices.

### Manufacturer

**INTEGRA Biosciences AG**  
CH-7205 Zizers, Switzerland  
T +41 81 286 95 30  
F +41 81 286 95 33

[info@integra-biosciences.com](mailto:info@integra-biosciences.com)  
[www.integra-biosciences.com](http://www.integra-biosciences.com)

**INTEGRA Biosciences Corp.**  
Hudson, NH 03051, USA  
T +1 603 578 5800  
F +1 603 577 5529



## Declaration of conformity

**INTEGRA Biosciences AG – 7205 Zizers, Switzerland**

declares on its own responsibility that the devices

Description	Models
PIPETBOY acu 2	155000, 155015, 155016, 155017, 155018, 155019
PIPETGIRL	155021

comply with:

EU Directives (DoW: Date of Withdrawal)	Before DoW	DoW	After DoW
Low Voltage Equipment	<b>2006/95/EC</b>	20.04.2016	<b>2014/35/EU</b>
Electromagnetic Compatibility	<b>2004/108/EC</b>	20.04.2016	<b>2014/30/EU</b>
Restriction of Hazardous Substances	<b>2011/65/EU</b>		
Waste Electrical and Electronic Equipment	<b>2012/19/EU</b>		
Battery Directive	<b>2006/66/EC</b>		

### EU Regulations

Registration, Evaluation, Authorisation and Restriction of Chemicals (REACH)	<b>1907/2006</b>
Capacity Labelling of Portable Secondary Batteries	<b>1103/2010</b>
Ecodesign - Power supplies	<b>278/2009</b>

### Standards for EU

Safety requirements for electrical equipment for measurement, control and laboratory use - General requirements.	<b>EN 61010-1: 2010</b>
Electrical equipment for measurement, control and laboratory use - EMC requirements.	<b>EN 61326-1: 2013</b>

### Standards for Canada and USA

Safety requirements for electrical equipment for measurement, control and laboratory use - General requirements.	<b>CAN/CSA-C22.2 No. 61010-1</b>
Safety requirements for electrical equipment for measurement, control and laboratory use - General requirements.	<b>UL 61010-1</b>
Operation is subject to the following two conditions: (1) this device may not cause harmful interference, and (2) this device must accept any interference received, including interference that may cause undesired operation.	<b>Part 15 of the FCC Rules Class A</b>

Zizers, November 4, 2016

Elmar Morscher  
CEO

Thomas Neher  
Quality Manager