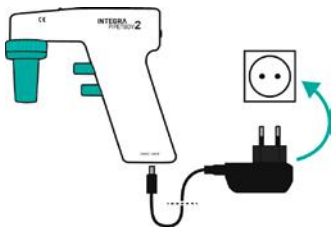




This quick guide is intended to provide a brief overview of the main features and operation of PIPETBOY acu 2. For detailed information, please refer to the Operating Instructions of PIPETBOY acu 2 that can be found at www.integra-biosciences.com in several languages.

Battery Charge



Plug in



Charge the Li-ion battery completely before first use.

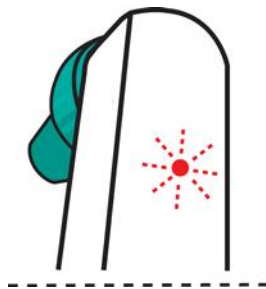


Only use the original Li-ion battery for PIPETBOY acu 2 (part no. 155 066)!

The NiMH battery for PIPETBOY acu is not compatible.

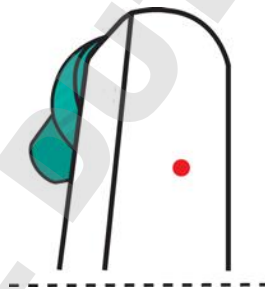
The supply voltage must meet the requirements of the mains adapter: 100-240 VAC, 50/60 Hz.

Low Battery



Red Blink

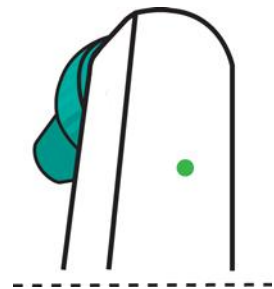
Charging Battery



Red

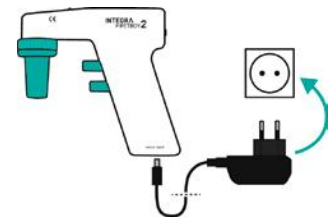
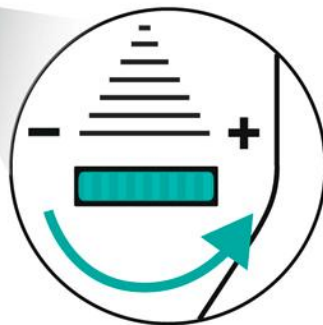
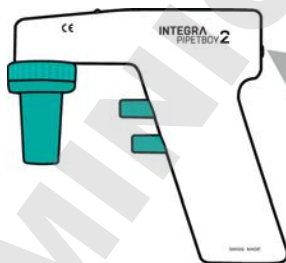
~ 3.5 h

Charged Battery



Green

General Speed Setting



Plug in for Turbo Speed

50 %
Speed

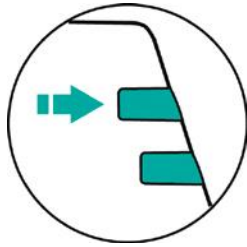
100 %
Speed

125 %
Turbo Speed

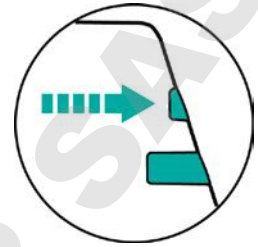
INTEGRA

Manual Speed Control

A
S
P
I
R
A
T
E



Slow



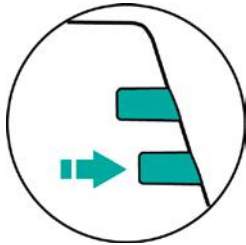
Fast

Gravity Dispense

Slow

Fast

D
I
S
P
E
N
S
E



Pump not running



Pump running

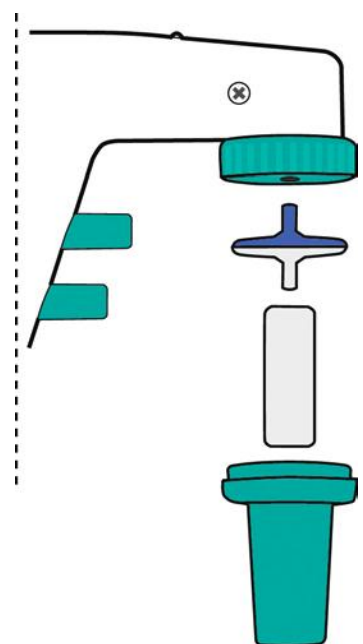
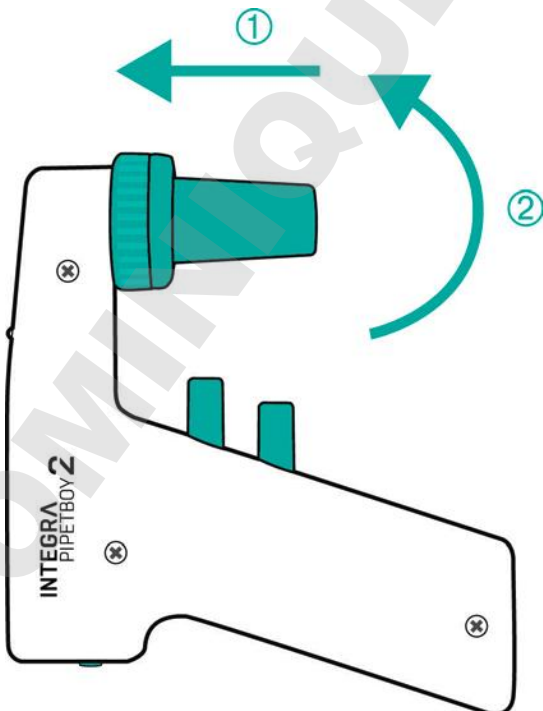


Pump running

Filter Exchange

Press (1) and turn 1/8th counter clockwise (2)

Replace the filter



Colored side facing upwards

Intended Use

PIPETBOY acu 2 is a pipette controller designed for aspirating and dispensing aqueous solutions with plastic or glass pipettes in a volume range of 1 to 100 ml. It is intended for measurement, control and laboratory use. Any use of this instrument in a medical or IVD setting is the responsibility of the user.

Safety Notes

- 1) Do not use or charge PIPETBOY acu 2 in an atmosphere with danger of explosion. Do not pipette highly flammable liquids such as acetone or ether.
- 2) Comply with the material safety data sheet (MSDS) and with all safety guidelines when handling dangerous substances. Use protective clothing and safety goggles. Never point a pipette in anyone's direction.
- 3) Avoid pipetting of liquids whose vapours could attack the materials PA (polyamide), POM (polyoxymethylene), FPM (fluor-rubber), NBR (nitrile-rubber), CR (chloroprene) and silicone. Corrosive vapours could also damage metallic parts inside the device.
- 4) Use an original INTEGRA Biosciences mains adapter only. Protect it from moisture otherwise PIPETBOY acu 2 might be damaged.

Regardless of the listed safety notes, additionally applicable regulations and guidelines of trade associations, health authorities, trade supervisory offices, etc. must be observed.

Warranty

PIPETBOY pipette controllers are designed and manufactured following high standards in quality and durability. They are warranted for a period of 12 months.



To benefit from a 3 year extended warranty, register your PIPETBOY on www.pipetboy.info or www.integra-biosciences.com and click on Warranty registration. Your warranty extension will be activated after online submission of the registration form.



Equipment Disposal



PIPETBOY acu 2 device must not be disposed of with unsorted municipal waste.

Dispose of PIPETBOY acu 2 and the battery separately in accordance with the laws and regulations in your area governing disposal of devices.

Manufacturer

INTEGRA Biosciences AG
CH-7205 Zizers, Switzerland
T +41 81 286 95 30
F +41 81 286 95 33

info@integra-biosciences.com
www.integra-biosciences.com

INTEGRA Biosciences Corp.
Hudson, NH 03051, USA
T +1 603 578 5800
F +1 603 577 5529



Declaration of conformity

INTEGRA Biosciences AG – 7205 Zizers, Switzerland

declares on its own responsibility that the devices

Description	Models
PIPETBOY acu 2	155000, 155015, 155016, 155017, 155018, 155019
PIPETGIRL	155021

comply with:

EU Directives (DoW: Date of Withdrawal)	Before DoW	DoW	After DoW
Low Voltage Equipment	2006/95/EC	20.04.2016	2014/35/EU
Electromagnetic Compatibility	2004/108/EC	20.04.2016	2014/30/EU
Restriction of Hazardous Substances	2011/65/EU		
Waste Electrical and Electronic Equipment	2012/19/EU		
Battery Directive	2006/66/EC		

EU Regulations

Registration, Evaluation, Authorisation and Restriction of Chemicals (REACH)	1907/2006
Capacity Labelling of Portable Secondary Batteries	1103/2010
Ecodesign - Power supplies	278/2009

Standards for EU

Safety requirements for electrical equipment for measurement, control and laboratory use - General requirements.	EN 61010-1: 2010
Electrical equipment for measurement, control and laboratory use - EMC requirements.	EN 61326-1: 2013

Standards for Canada and USA

Safety requirements for electrical equipment for measurement, control and laboratory use - General requirements.	CAN/CSA-C22.2 No. 61010-1
Safety requirements for electrical equipment for measurement, control and laboratory use - General requirements.	UL 61010-1
Operation is subject to the following two conditions: (1) this device may not cause harmful interference, and (2) this device must accept any interference received, including interference that may cause undesired operation.	Part 15 of the FCC Rules Class A

Zizers, November 4, 2016

Elmar Morscher
CEO

Thomas Neher
Quality Manager