



Centricon® Plus-70

Centrifugal Filter Devices

For concentration and purification of biological samples.
For research use only. Not for use in diagnostic procedures.

Product Overview

The Centricon Plus-70 centrifugal filter is a disposable, single-use device designed for rapid processing of aqueous biological solutions in volumes ranging from 15 to 70 mL. It is compatible with swinging-bucket centrifuges only. The Centricon Plus-70 device can concentrate most 70 mL solutions down to 350 μ L in 15–40 minutes.

Usage Guidelines

For best results be sure to follow the guidelines below.

■ Flow Rate

Flow rate is affected by several parameters, including the membrane nominal molecular weight limit (NMWL), solute molecular weight and concentration, viscosity, centrifugal force, and temperature. For maximum recovery, select a device with a NMWL approximately three times lower than the molecular weight of your target molecule. Expect longer spin times for starting solutions with over 5% solids. Flow rates at 4 °C are typically 1.5 times slower than those at 25 °C. Viscous solutions, such as 50% glycerine, will take up to five times longer to concentrate than very dilute solutions.

■ Prerinsing

Centricon Plus-70 membranes contain trace amounts of glycerine, used as a humectant. To remove glycerine, fill device with 70 mL of buffer solution or Milli-Q® water and spin for 5 minutes. To remove all water and buffer, a recovery spin is required. Do not allow the membrane in the filter device to dry out once wet. If the device is not being used immediately after prerinsing, leave fluid on the membrane until the device is used.

■ Desalting or Buffer Exchange

Concentrate a 70 mL sample to 350 μ L. Discard filtrate and reconstitute the sample back to 70 mL by adding the required volume of buffer. Concentrate again to 350 μ L. Repeat this process until the concentration of the contaminating solutes is reduced. Typically, one wash cycle will remove > 95% of the initial salt content; two cycles will remove > 99.9% of the salt.

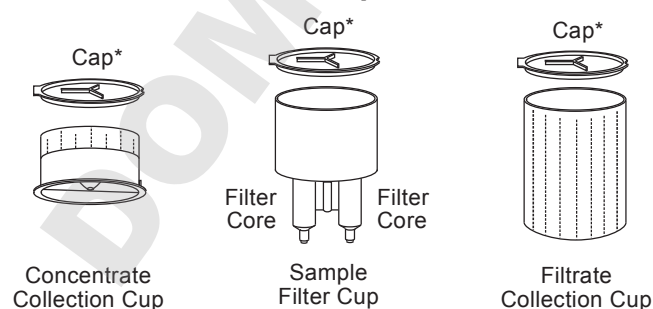
■ Sanitization

To sanitize the device, rinse the desired components with a 70% ethanol solution.

■ Chemical Compatibility

Use only with biological fluids and aqueous solutions. See your laboratory products catalogue for more information.

Centricon Plus-70 Components



* Cap fits Concentrate Collection Cup, Sample Filter Cup and Filtrate Collection Cup, as shown.

Sample Concentration

1. Add solution to sample filter cup (maximum of 70 mL); seal with supplied cap. Place sample filter cup into filtrate collection cup.
2. Place Centricon Plus-70 assembly in centrifuge bucket.

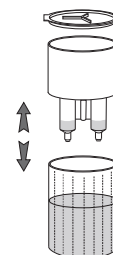
CAUTION: Before proceeding, check centrifuge clearance by manually moving bucket to its full-swing position. Counterbalance centrifuge with a second bucket containing a second Centricon Plus-70 device and an equal volume of sample or water.

3. Spin at up to $3,500 \times g$ until desired concentration is achieved. A typical spin time is 15–40 minutes, depending on solute type and concentration. Refer to flow rate graph and table for spin time guidelines.

NOTE: If the centrifuge vibrates excessively, stop and rebalance it.

4. After the concentration step, remove Centricon Plus-70 device from centrifuge and separate sample filter cup from filtrate collection cup. If retaining the filtrate, cap filtrate collection cup and store as appropriate.

NOTE: When pouring solution out of the filtrate collection cup, ensure that the ribs inside the cup do not obstruct the flow of liquid.

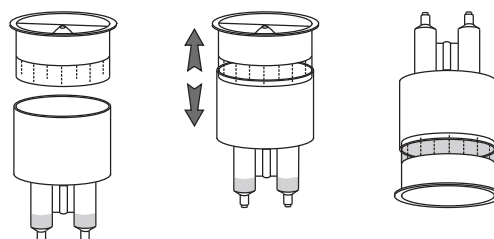


Concentrate Recovery

If the amount of concentrate remaining in the sample filter cup is above the top of the filter cores, decant to a suitable container before proceeding. Be sure to combine this concentrate with the concentrate removed in step 4 below.

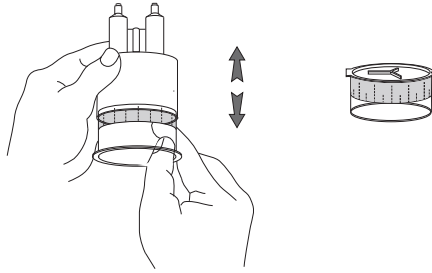
1. Turn the concentrate cup upside down and place on top of the sample filter cup.
2. Carefully invert device, place in centrifuge, and counterbalance with a similar device. Spin at no more than $1,000 \times g$ for up to 2 minutes.

CAUTION: Higher spin force can result in sample loss.



Concentrate Recovery, continued

- Remove the concentrate cup containing the concentrated sample from the sample filter cup. Keep the filter cup inverted during this process.



- Remove the sample with a pipette or cap the concentrate cup and store sample for later use.

NOTE: Samples with high starting protein concentration may be subject to recovery losses due to protein crystallization (protein dependent). This results from the high throughput and concentration factors offered by Centricon Plus-70 devices.

Specifications

Maximum volume capacity: 70 mL

Minimum final concentrate volume: 350 μ L

Maximum centrifugal force: 3,500 \times g for concentration spin;
1,000 \times g for recovery spin

Active membrane surface area: 19.0 cm²

Hold-up volume of membrane and support: 75 μ L

Dimensions:

Diameter: 60 mm; Length: 121 mm

Rotor type: Swinging-bucket capable of handling 250 mL bottles. Do not use a fixed angle rotor.

Materials of construction:

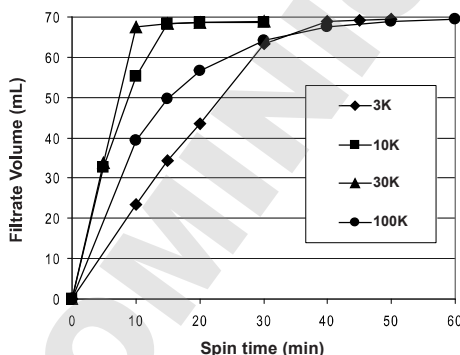
Filtrate collection cup, sample filter cup, concentrate cup, and cap: polypropylene

Membrane: Ultracel[®] regenerated cellulose

Device Performance

Typical Flow Rates

Typical Filtrate Volume vs. Spin Time for Centricon Plus-70 Devices



Spin conditions: 3,500 \times g, room temperature, 70 mL starting volume. Protein markers used: Cytochrome c for 3K and 10K, BSA for 30K, and IgG for 100K.

© 2010, Millipore Corporation. All rights reserved.

PR03221, Rev. A, 07/10

Millipore, Centricon, Milli-Q, and Ultracel are registered trademarks of Millipore Corporation.

The M mark is a trademark of Millipore Corporation.

Device Performance, continued

Typical Concentrate Volume vs. Spin Time

Spin time (min)	Concentrate volume (mL)			
	3K device	10K device	30K device	100K device
5	–	36.0	34.2	–
10	43.4	12.1	1.8	30.6
15	33.8	0.4	0.3	20.2
20	25.6	0.3	0.3	13.4
30	5.9	0.2	0.3	5.8
40	0.4	–	–	2.5
45	0.3	–	–	1.6
50	0.2	–	–	1.1

Spin conditions: 3,500 \times g, room temperature, 70 mL starting volume. Protein markers used: Cytochrome c for 3K and 10K, BSA for 30K, and IgG for 100K.

Typical Concentrate Recovery

Marker/Concentration	Device NMWL	Spin Time (min)	Concentrate Volume (mL)	Concentration Factor (x)	Concentrate Recovery (%)
Cytochrome c (0.25 mg/mL)	3K	40	0.4	182	87
Cytochrome c (0.25 mg/mL)	10K	15	0.4	162	93
BSA (1 mg/mL)	30K	15	0.3	207	94
IgG (1 mg/mL)	100K	20	7.4	10	91

Spin conditions: 3,500 \times g, room temperature, 70 mL starting volume.

Ordering Information

This section lists the catalogue numbers for Centricon Plus-70 centrifugal filters. See the Technical Assistance section for information about contacting Millipore. Millipore products can be purchased on-line at www.millipore.com/products.

Centricon Plus-70 Centrifugal Filters

Description	NMWL	Cat. No.	Qty/pk
Centricon Plus-70 device, 3K	3,000	UFC700308	8
Centricon Plus-70 device, 10K	10,000	UFC701008	8
Centricon Plus-70 device, 30K	30,000	UFC703008	8
Centricon Plus-70 device, 100K	100,000	UFC710008	8

Technical Assistance

For more information, contact the Millipore office nearest you. In the U.S., call **1-800-MILLIPORE (1-800-645-5476)**. Outside the U.S., see your Millipore catalogue for the phone number of the office nearest you or go to our web site at www.millipore.com/offices for up-to-date worldwide contact information. You can also visit the tech service page on our web site at www.millipore.com/techservice.

Notice

The information in this document is subject to change without notice and should not be construed as a commitment by Millipore Corporation or an affiliated corporation. Neither Millipore Corporation nor any of its affiliated corporations assumes responsibility for any errors that may appear in this document. This manual is believed to be complete and accurate at the time of publication. In no event shall Millipore Corporation be liable for incidental or consequential damages in connection with or arising from the use of this manual.

Standard Product Warranty

The applicable Millipore warranty for the products listed in this publication may be found at <http://www.millipore.com/ec/cp3/terms> (within the "Terms and Conditions of Sale" applicable to your purchase transaction).