



Data Sheet

AVAILABLE  
JANUARY 2010

# Millicell<sup>®</sup> HY Multilayer Culture Flasks

Your big experiment is just a few passages away.



## Life just got simpler.

We can't make your cells grow any faster, but with our flasks, you'll get higher yields from the same work.

When growing large numbers of cells, you need a high throughput flask to save space and time. Each Millicell HY (high yield) flask provides a consistent, quality growth environment across all layers, with the same volume of media in each layer.

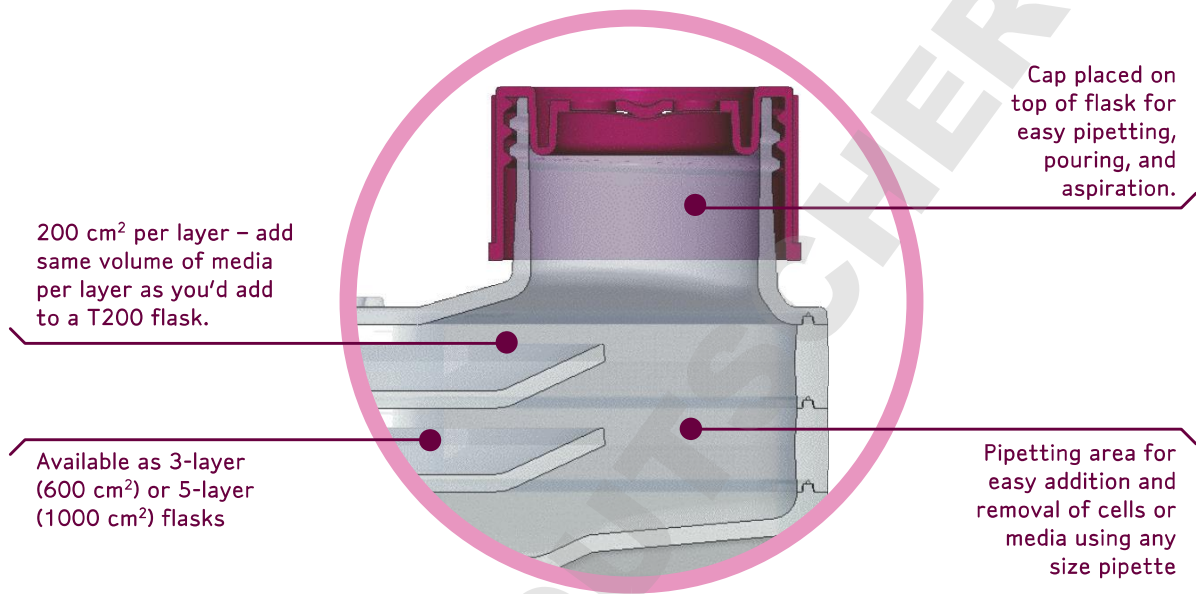
Recovering cells is as easy as growing them. With easy access to pipetting or pouring, Millicell HY flasks deliver reproducible, high yields of healthy cells.

### Advantages of Millicell HY Flasks

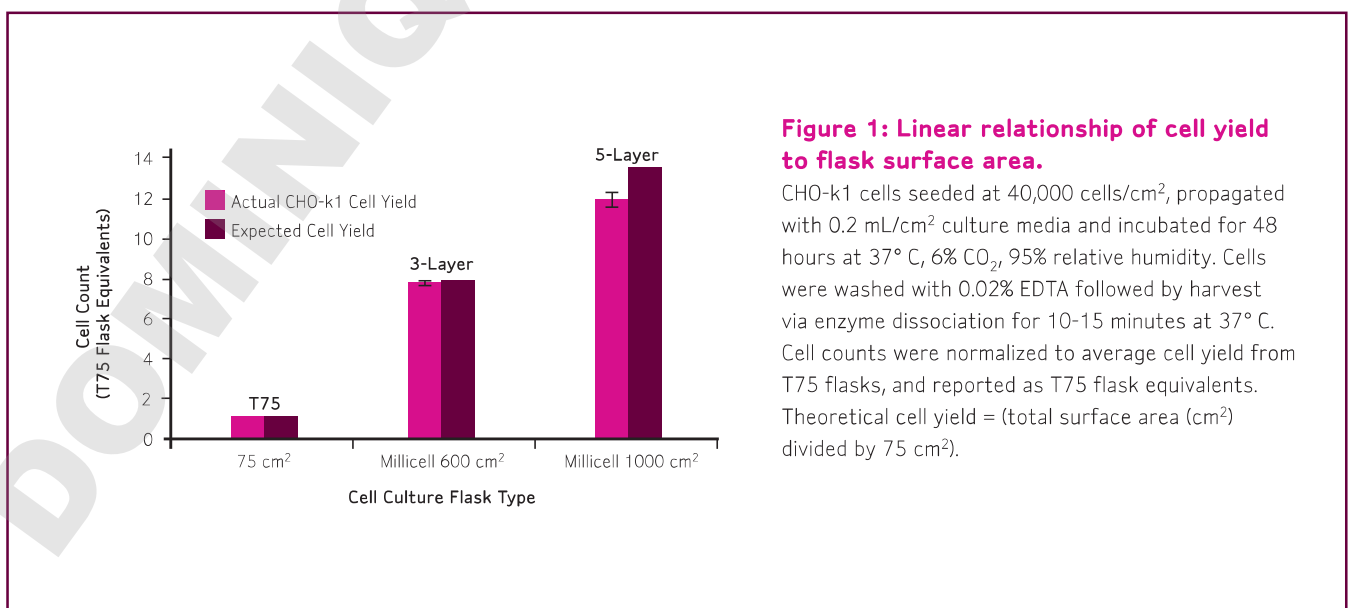
- Consistently high cell yields, uniform health across all layers
- Same media requirements (volume per unit area) as traditional T-flasks
- Familiar form enables easy transition from single-layer culture flasks
- Easy media removal from flask with ergonomic cap location
- Uniform culture conditions without media leaking or spillover between layers
- Fits under microscopes for monitoring cell health and confluency
- Stackable design saves incubator space
- Barcoding available for automated cell culture systems

# Consistent, high yields of healthy cells.

Designed to facilitate high recovery, Millicell HY flasks are innovative and intuitive.

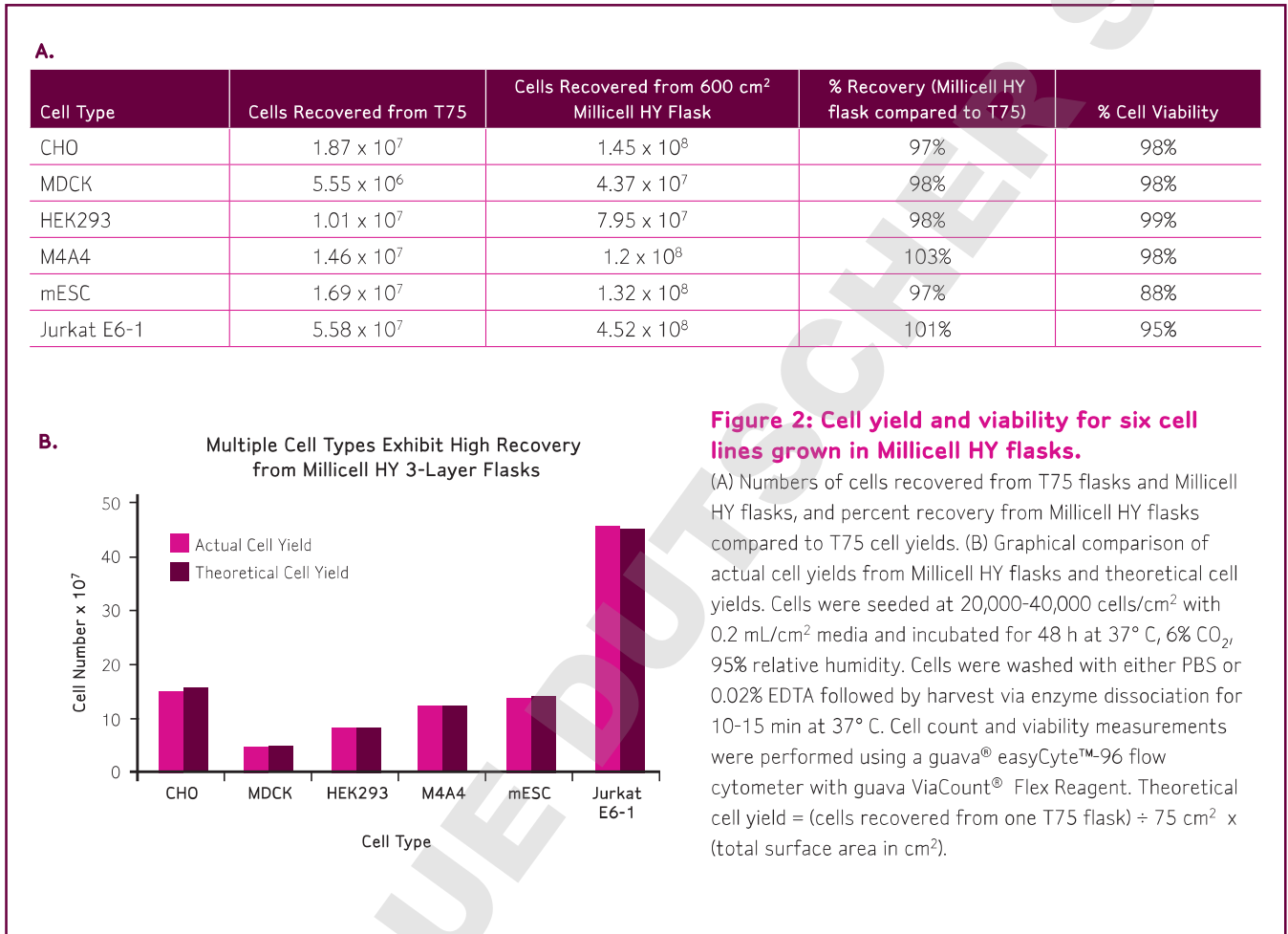


Yields of adherent cells grown in Millicell HY flasks are linearly proportional to total surface area, and closely match theoretical yields.

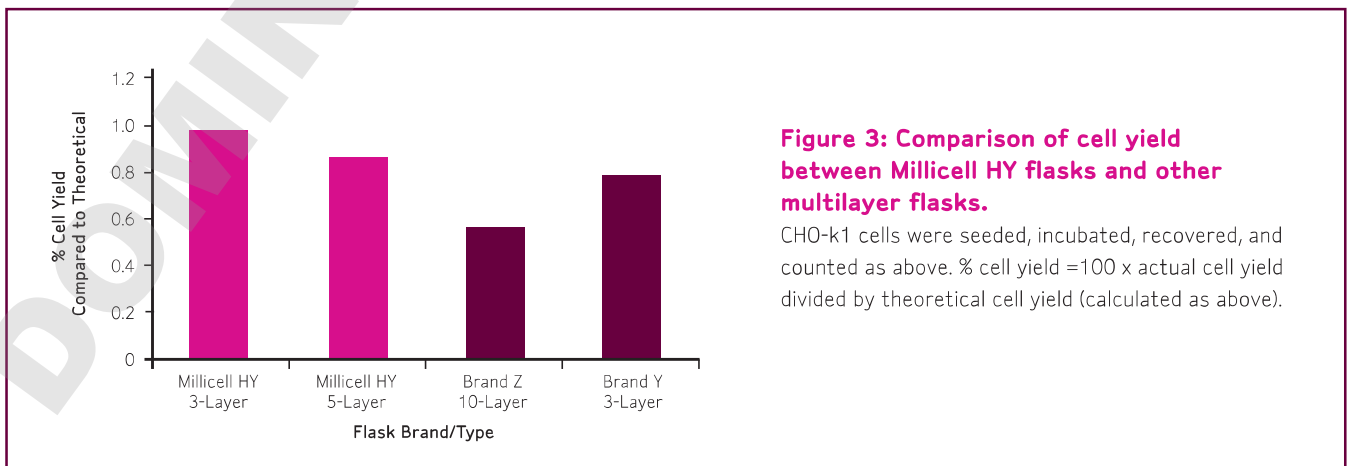


# High yields for all your cell lines.

Recovery and viability data show excellent performance across both adherent and suspension cell lines.



Millicell HY flasks provide better cell recovery compared to other multilayer flasks.



# Make time for your research with Millipore cell culture products.

## Millicell HY Flasks

These multilayer flasks for high yield cell culture are easy to use and stem cell tested.

| Description                      | No. of Layers | Total Surface Area (cm <sup>2</sup> ) | Qty/Pk | Catalogue No. |
|----------------------------------|---------------|---------------------------------------|--------|---------------|
| Millicell HY Flask* <sup>5</sup> | 3             | 600                                   | 16     | PFHYS0616     |
| <b>STEM CELL TESTED</b>          | 5             | 1000                                  | 8      | PFHYS1008     |

## Stericup® Filter Units

Stericup filter devices combine a filter unit with a receiver flask and cap for processing and storage.

| Description  | Membrane/Application  | Pore Size (µm) | Funnel Capacity (mL) | Receiver Bottle (mL) | Qty/Pk | Catalogue No. |
|--|---|----------------|----------------------|----------------------|--------|---------------|
| Stericup-GP Filter Units <sup>5</sup><br><b>STEM CELL TESTED</b> | Millipore Express® PLUS (PES) / fast filtration of tissue culture media and buffers | 0.22**         | 150                  | 150                  | 12     | SCGPU01RE     |
|  |   |                | 250                  | 250                  | 12     | SCGPU02RE     |
|  |   |                | 500                  | 500                  | 12     | SCGPU05RE     |
|  |   |                | 500                  | 1000                 | 12     | SCGPU10RE     |
|  |   |                | 1000                 | 1000                 | 12     | SCGPU11RE     |
| Stericup-VP Filter Units   | Millipore Express PLUS (PES) / removal of mycoplasma†                               | 0.1            | 250                  | 250                  | 12     | SCVPU02RE     |
|  |   |                | 1000                 | 1000                 | 12     | SCVPU11RE     |

## Steritop® and Steriflip® Filter Units

Steritop bottle-top filters fit 33 mm and 45 mm openings, and Steriflip devices filter solutions from 50 mL conical tubes.

| Description   | Membrane/Application   | Pore Size (µm) | Funnel Capacity (mL) | Receiver Bottle (mL) | Qty/Pk | Catalogue No. |
|---|--|----------------|----------------------|----------------------|--------|---------------|
| Steritop-GP Filter Units, 33 mm <sup>5</sup><br><b>STEM CELL TESTED</b> | Millipore Express PLUS (PES) / fast filtration of tissue culture media and buffers | 0.22           | 150                  | NA                   | 12     | SCGPS01RE     |
|   |  |                | 250                  | NA                   | 12     | SCGPS02RE     |
|   |  |                | 500                  | NA                   | 12     | SCGPS05RE     |
|   |  |                | 1000                 | NA                   | 12     | SCGPS10RE     |
| Steritop-GP Filter Units, 45 mm   | Millipore Express PLUS (PES) / fast filtration of tissue culture media and buffers | 0.22           | 150                  | NA                   | 12     | SCGPT01RE     |
|   |  |                | 250                  | NA                   | 12     | SCGPT02RE     |
|   |  |                | 500                  | NA                   | 12     | SCGPT05RE     |
|   |  |                | 1000                 | NA                   | 12     | SCGPT10RE     |
| Steriflip Filter Units  | Millipore Express PLUS (PES) / fast filtration of tissue culture media and buffers | 0.22           | 50                   | 50                   | 50     | SCGP00525     |

\* Available with barcodes – please contact technical service for more information.

\*\* 0.10 µm pore size is designed to enhance maximum filtration of tissue culture media but it is not a guarantee of complete mycoplasma removal.

<sup>5</sup> Stem cell testing was conducted by using the device in question for culturing mESC for five passages, then verifying by flow cytometry that viability and pluripotency are unchanged.

## TO PLACE AN ORDER OR RECEIVE TECHNICAL ASSISTANCE

In the **U.S. and Canada**, call toll-free 1 800-Millipore (1-800-645-5476)

In **Europe**, please call Customer Service:

France: 0825.045.645

Spain: 901.516.645 Option 1

Germany: 01805.045.645

Italy: 848.845.645

English UK: 0870.900.46.45

For other countries across Europe and the world, please visit [www.millipore.com/offices](http://www.millipore.com/offices).

For Technical Service, please visit [www.millipore.com/techservice](http://www.millipore.com/techservice).



[www.millipore.com](http://www.millipore.com)

**ADVANCING LIFE SCIENCE TOGETHER®**  
Research. Development. Production.

Millipore, Advancing Life Science Together, Millipore Express, Millicell, Stericup, Steritop, Steriflip, ViaCount, and guava are registered trademarks of Millipore Corporation. The M mark and easyCyte are trademarks of Millipore Corporation. Lit. No. DS2765EN00 Rev. - 11/09 BS-GEN-09-02531 Printed in U.S.A. © 2009 Millipore Corporation, Billerica, MA 01821 U.S.A. All rights reserved.