



SURFACE RECOVERY KIT

DEDICATED SOLUTION FOR FOOD, HOSPITAL AND PHARMA INDUSTRIES

DOMINIQUE DUTSCHER SAS

DETECT THE INVISIBLE

 **FLOQSwabs®** TECHNOLOGY INSIDE





WHAT IS FLOQSwabs®?

FLOQSwabs® is a solid **molded plastic applicator** shaft with a tip that can vary in size and shape. The tip of the applicator is **coated with short Nylon® fibers** that are arranged in a perpendicular pattern.

WHY FLOQSwabs® in SRK® KIT?

The nylon-flocked swab (FLOQSwabs®) is designed to **improve sample absorption** by strong capillary action and to **release more than 80%** of the collected sample¹. This increases the efficiency in detecting microorganisms. Traditionally wrapped fiber swabs (rayon or polyester) trap in the fiber matrix a large percentage of the sample, releasing only 20% of it.





COPAN's SRK® is the most extensive range of ready to use environmental swabs. The product panels are designed for use in a broad range of environments, including food production and pharmaceutical sites, as well as hospital wards to determine the microbial bioburden.



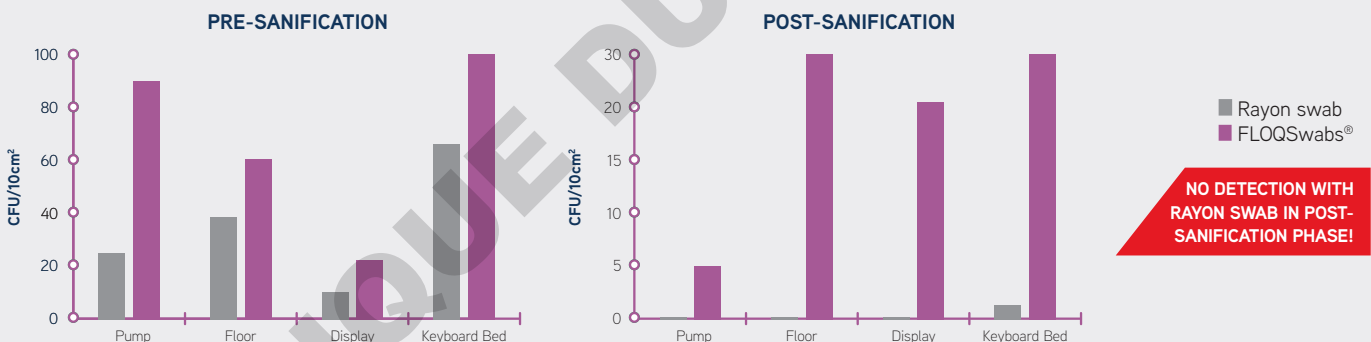
HOSPITAL INFECTIONS (HAI)

Contaminated surfaces play an important role in the endemic and epidemic transmission of pathogens. These pathogens have the ability to be shed from infected or colonized patients, to survive on dry surfaces for extended periods, and are difficult to be eradicate by cleaning and disinfection.



ARE YOU SURE YOUR SURFACE IS CLEAN?

Comparison of samples collected with Rayon swab vs FLOQSwabs® in CFU Pre-Sanification and CFU Post-Sanification²



LET'S FIND THE SUPERBUGS!



To limit multiple drug resistance (MDR) outbreaks, hospitals must verify the effectiveness of their sanitizing method. In this case history³ as shown in QR code, the SRK® and FLOQSwabs® in the pre-sanitization phase collected different microorganisms including Vancomycin-Resistant *Enterococcus faecium* (VRE).



SUPERBUGS WILL KILL "MORE THAN CANCER" BY 2050

SURVEILLANCE PROGRAM OF ENVIRONMENTAL MICROBIAL CONTAMINATION IS ESSENTIAL TO PREVENT OUTBREAKS AND PATIENT CROSS-CONTAMINATION⁵

STUDIES

EXPLORE THE
SCIENTIFIC CORNER



MEMBRANE
FILTRATION

DIRECT
STREAKING

ENRICHMENT

FOOD FACTORY

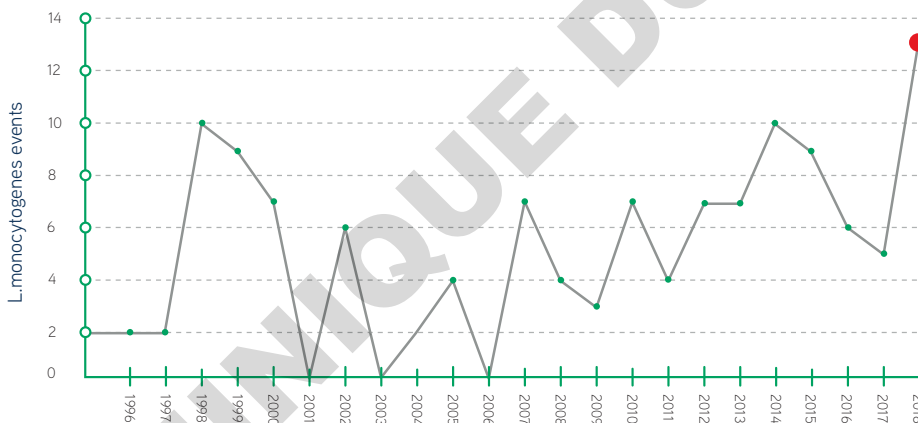
Food-borne zoonotic diseases represent a serious and widespread threat to public health.

The transmission of these pathogens occurs through a wide variety of food products, prepared at home or an industrial scale⁴.



LISTERIA MONOCYTOGENES? NO THANKS!

From 1996 through 2018, 123 listeria events were identified in the ProMED database. As we can see in the chart below, the past 20 years have witnessed an increase in *L. monocytogenes* events⁶.



OUTBREAK IN SOUTH AFRICA

The outbreak in South Africa (2017-18) was the largest Listeria outbreak to date, with more than 1000 laboratory-confirmed cases and more than 200 fatalities.

The outbreak strain was also identified in the manufacturer processing environment of the implicated product.



SRK® IS IN COMPLIANCE WITH ISO 18593:2018⁷

CHOOSE THE BEST LBM®
ENRICHMENT BROTH
FOR YOUR MONITORING
PROGRAM



HF BROTH
Listeria spp.



RVS BROTH
Salmonella spp.



BPW 1% BROTH
Generic Enrichment

PHARMA/COSMETICS

Contaminated environments can lead to product recalls, regulatory observations, fines, or even consumer deaths. Inside cleanrooms, environmental monitoring programs can identify potential source of contamination, allowing the implementation of corrective actions.



TRIPLE PACKAGING: DESIGNED FOR PHARMA'S CLEANROOMS

All collection steps until the final cleanroom have a dedicated envelope. Triple packaging is designed to guarantee the maximum efficiency in your workflow.



OUTER PACKAGE



MIDDLE PACKAGE



INNER PACKAGE



READY TO COLLECT!

A low level of contamination is very difficult to detect, especially inside hidden parts of equipment or on articulated surfaces. FLOQSwabs®, in comparison with contact plate, is able to:



COLLECT FROM ARTICULATED SURFACES

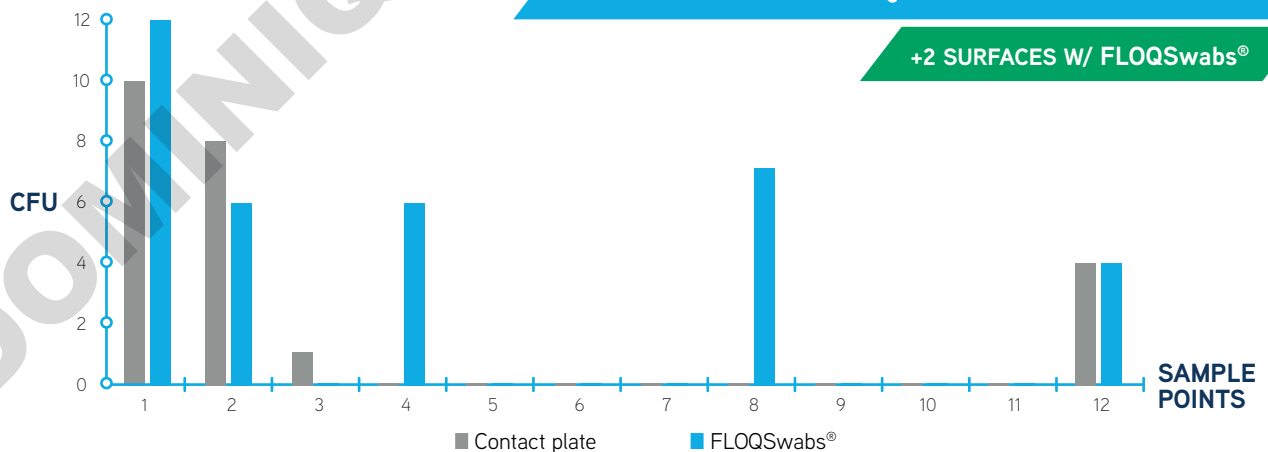


IMPROVE RECOVERY AND RELEASE CAPACITY



AVOID AGAR RESIDUE

COMPARATIVE RECOVERY DATA BETWEEN CONTACT PLATE and FLOQSwabs® IN FREEZE-DRYING AREA¹



CHOOSE THE BEST LBM® ENRICHMENT BROTH FOR YOUR MONITORING PROGRAM



TSB BROTH
Generic Enrichment



UNS BROTH
Peptone solution



LETHEEN BROTH
Lethen broth base

DOMINIQUE DUTSCHER SAS

UNIQUE DUTSCHER SAS

¹Qualification of High-Recovery, Flocked Swabs as Compared to Traditional Rayon Swabs for Microbiological Environmental Monitoring of Surfaces - Gibrerto Dalmaso, Manuela Bini, Roberto Paroni and Michela Ferrari

²New Sampling Approach to Detect Environmental Microbial Contamination in Italian Hospital Wards - Marco Ferrari, Adriano Anesi Unit of Hospital Hygiene, Laboratory of Microbiology, ASST of Lodi, Italy

³Surveillance Program of Environmental Microbial Contamination in Italian Health Care Facilities - Marco Ferrari, Matteo Beffa, Adriano Anesi Unit of Hospital Hygiene, University of Brescia, Italy, Laboratory of Microbiology, ASST of Lodi Italy

⁴Strengthening surveillance of and response to foodborne diseases: a practical manual. Investigating foodborne disease outbreaks

⁵The Review on Antimicrobial Resistance - The global challenge of drug-resistant infections - Hala Audi

⁶Changing epidemiology of *Listeria monocytogenes* outbreaks, sporadic cases, and recalls globally: A review of ProMED reports from 1996 to 2018

⁷Only for section regarding swab stick treatment/sampling/transport



This document may contain product information otherwise not accessible or valid in your country. Please be aware that Copan Italia S.p.A. does take any responsibility for accessing such information which may not comply with any valid legal process, regulation, registration or usage in the country of your origin. Product clearance and availability restrictions may apply in some Countries. Please refer to Copan website (www.copangroup.com) to view and/or download the most recent version of the brochure. This document is mainly intended for marketing purposes, always consult product insert for complete information. The use of these products in association with diagnostic kits or instrumentation should be previously validated by the user. ©2021 Copan Italia. All rights reserved. The trademarks mentioned herein are property of Copan Italia S.p.A.
Code: JMKC010R03



@copangroup

Copan Italia s.p.a.

Via Francesco Perotti 10,
25125 Brescia, Italy

t | f +030 2687211

@ | info@copangroup.com

www.copangroup.com