

# Dry Bath Incubator

## Mini Cooler, MC-0203



FC CE

- Molded aluminum alloy chamber with PTFE coating resists stains and water marks
- PID temp. control helps maintain temperature accuracy: no more temperature overshooting
- Safety device: over-heating protection & SSR failure detection (selected model only)
- Outstanding heating rate
- Temperature uniformity at  $\pm 0.2^{\circ}\text{C}$
- User temperature calibration available for all units

## Mini Dry Bath, MD-MINI

Cat. No.	MD-MINI
Display	LED
Temperature control range	5°C above ambient to 100°C
Temperature increment	0.1°C
Temperature accuracy	$\pm 0.25^{\circ}\text{C}$ at 37°C
Timer	9999 (min) / Continuous
Dimension (mm)(WxLxH)	153x125x97

FC CE



CE

MD-MINI-LID MD-MINI-CAR-ADAPTER

Cat. No.	MC-0203
Display	LCD
Power	max. 60W
Dimension (mm)(WxLxH)	135x152x185 (excluding lid)
Controller	High performance 32 bits microprocessor
Heating /Cooling chamber	Molded waterproof aluminum alloy coated with PTFE
Temperature control range	30°C below ambient temperature (minimum -10°C) to 100°C
Temperature increment	0.1°C
Temperature calibration	Yes
Heating rate	Max. 5°C per min
Cooling rate	Max. 4°C per min
Programmable	Yes (Quick start, Constant, Programmable, Annealing program)
Timer	9999 (min)
Safety	Leak proof heating chamber
Block type	Standard and customized type are available
PC Connection	USB

## Ultimate Dry Bath Incubator, MC-01

Cat. No.	MC-01N
Chamber dimension (mm) (WxLxH)	130x90x50
Display	2.6" LCD
Dimension (mm)(WxLxH)	200x295x140
Temperature control range	30°C below ambient temperature ( minimum -10°C ) to 100°C
Temperature increment	0.1°C
Temperature accuracy at 37°C	$\pm 0.2^{\circ}\text{C}$
Operation mode	Constant operation: constant temperature (-10°C to 100°C); Timer: 9999 (min) Program operation: 1-4 steps and up to 9 cycles; Timer: 9999 (min) Annealing program

## Elite Dry Bath Incubator, EL series



FC CE


Cat. No.	EL-01	EL-02	MD-01N	MD-02N
Display	LCD		LED	
Temperature control range	5°C above ambient to 150°C			
Temperature increment	0.1°C			
Temperature accuracy at 37°C	$\pm 0.2^{\circ}\text{C}$			
Timer	99 (hr): 59 (min) / Continuous		999 (min) / Continuous	
Dimension (mm)(WxLxH)	152x150x135	152x230x135	200x298x80	

- External temp probe available for function control.
- data logging software (MD-01N/02N only, optional with RS232 )

## Genius Dry Bath Incubator, MD series



FC CE



\*All technical specifications are subject to change without notice.  
\*Please visit our website at [www.majorsci.com](http://www.majorsci.com) for more product selection and detailed information.

# Dry Bath Block / Beads

The precisely machined aluminum alloy blocks deliver efficient heat transfer and are suitable for microplate and various test tubes ranging from 0.2ml to 50ml centrifuge tubes.



Mini Dry Bath Block, MD-MINI series

Dry Bath Block, MD series

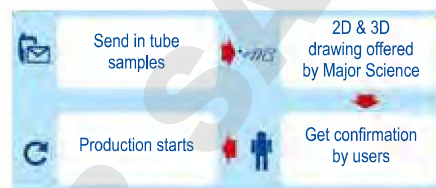
Ultimate Dry Bath Block, MC series

## Dry Bath Block Specifications

\*Customized blocks available.

Cat. No.	Mini Dry Bath Blocks	Dry Bath Blocks	Ultimate Dry Bath Blocks
Block material	Aluminum alloy		
Dimension (mm) (WxLxH)	47x71x32 (MD-MINI-B01/02/05/06/07) 47x71x75(MD-MINI-B03/04)	87x128x62.3(MD-MP01-S) 104x158x50 (MD-MP01-D/ MD-MP02-D) 87x128x69.5(MD-MP02-S) 79x104x50(standard blocks)	89x129x46(standard blocks) 64.5x89x46 (MC-B0.2H/0.5H/1.5H) 89x129x30 (MC-BS0.2+0.5/0.5+1.5)


## Flow chart for customization process:



## Metallic Thermal Beads Specifications

Cat. No.	Metallic Thermal Beads
Properties	Metal composition
	Moisture and gas impermeable
	High thermal conductivity
	Smooth, rounded surface
Working temperature range	-80°C to 180°C
Size	Diameter 5-8mm, Height 1-2mm

Metallic thermal beads as an alternative to the dry bath aluminum blocks. The beads are dry metallic thermal alloy designed to replace water in a water bath and ice in an ice bucket.



Laser marked on the selected blocks

### Mini Dry Bath Blocks



MD-MINI-B01	For 0.2ml tube (PCR strip tube), 32 wells, Ø6.35mm, depth 17mm, (WxLxH) 47x71x32mm
MD-MINI-B02	For 1.5ml tube, 12 wells, Ø10.88mm, depth 30mm, (WxLxH) 47x71x32mm
MD-MINI-B03	For 15ml tube, 6 wells, Ø17.3mm, depth 70mm, (WxLxH) 47x71x75mm
MD-MINI-B04	For 50ml tube, 2 wells, Ø29.0mm, depth 70mm, (WxLxH) 47x71x75mm
MD-MINI-B05	For 0.5ml tube, 12 wells, Ø7.9mm, depth 25mm, (WxLxH) 47x71x32mm
MD-MINI-B06	For 2.0ml or 1.5ml tube, 12 wells, Ø11.0mm, depth 30mm, (WxLxH) 47x71x32mm
MD-MINI-B07	For 2.0ml or 1.5ml tube, 12 wells, Ø11.0mm, depth 30mm, (WxLxH) 47x71x32mm
MS-BL95-E	Block Lifter, 95mm length with E-type retaining rings



MS-BL95-E

### Dry Bath blocks



MD-MP01-S	For microplate; titerplate (Plain Block for Single Block unit only)	MD-B0.5/1.5	One side for 1.5 or 2.0ml tube, 20 wells and another side for 0.5ml tube, 30 wells (on the opposite side)
MD-MP01-D	For microplate; titerplate (Dual Block unit only)	MD-B13	Well size 13mm, 20 wells
MD-MP02-S	For 96 wells deep microplate or PCR plate ( for Single Block unit only)	MD-B17	For 15ml centrifuge tube, 12 wells
MD-MP02-D	For 96 wells deep microplate or PCR plate ( for Dual Block unit only)	MD-B20	Well size 20mm, 12 wells
MD-B0.2	For 0.2ml tube, 64 wells (or 0.2ml PCR strip tube for 8 wells x 8)	MD-B25	Well size 25mm, 6 wells
MD-B0.5	For 0.5ml tube, 20 wells	MD-B29	For 50ml centrifuge tube, 4 wells
MD-B1.5	For 1.5ml or 2.0ml tube, 20 wells	MD-BD01	Single bead MD dry bath block, (WxLxH) 79 x104x76mm
MD-B1.5V	For 1.5ml or 2.0ml V-shaped tube, 20 wells	MD-BD02	Dual bead MD dry bath block, (WxLxH) 104 x158x76mm
MD-B0.5+1.5	Combination: for 0.5ml tube, 12 wells; and for 1.5ml tube, 12 wells (on the same side)	MS-BL95-E	Block Lifter, 95mm length with E-type retaining rings

\*All technical specifications are subject to change without notice.

\*Please visit our website at [www.majorsci.com](http://www.majorsci.com) for more product selection and detailed information.