


Thermo Scientific  
VersiPlate & VersiCap Mats



## Flexible consumables for PCR & qPCR

- Handle multiple strip tubes simultaneously
- No need to cut PCR plates or seals ever again
- Faster application of cap strips; almost as fast as an adhesive seal

**Thermo**  
SCIENTIFIC

# Versatile consumables for PCR and qPCR

The Thermo Scientific™ VersiPlate 96-well PCR Strip Tube Plate and Thermo Scientific™ VersiCap™ Mats are unique, with each strip of eight tubes or caps being linked to each other to form a 12 x 8-strip or 96-well ANSI format. Small tear points between the strips enable you to easily separate and use one or more strips – whatever your experiment requires.

## Easier and faster sample handling

Choose and handle the exact number of strip tubes for any individual experiment by simply tearing off the required number of strips and treating them as a plate. Any remaining strips can be set aside for the next assay.

Reduce sample setup time by sealing PCR plates with the VersiCap Mat rather than sequentially with individual cap strips. When sealed with a VersiCap Mat or other Thermo Scientific™ cap strip, the VersiPlate strip tubes can be separated post-PCR. This saves fridge or freezer space as only the strip containing the positive sample needs to be stored and not the entire plate.

The VersiPlate Strip Tube Plate can be used in instruments with or without a Thermo Scientific™ VersiFrame. The reusable polycarbonate frame serves as a useful rack for a VersiPlate or any number of strip tubes and facilitates sample loading into the thermal cyclers.

## Reduced waste of consumables

Although many laboratories use 96-well PCR plates for convenience, unused wells lead to waste or the need to cut up plates, which can compromise sealing along the edges. The flexible VersiPlate and VersiCap Mat designs mean only the required numbers of strips are used, minimizing waste.



- For more information on better signal reflection visit [thermoscientificbio.com/white-plastic](https://thermoscientificbio.com/white-plastic)

## Reduced sample evaporation

The low profile VersiPlate Strip Tube Plate format has a lower dead volume that reduces sample evaporation. The plate is also available in white, which improves signal reflection, reduces variation and increases the sensitivity of qPCR assays.

Not only do the VersiCap Mats offer comparable convenience and are easier to apply uniformly than adhesive seals, they also show the lower sample evaporation associated with the performance of a cap in PCR and qPCR.

## Compatibility with existing products

To ensure maximum compatibility with instruments, the VersiCap Mat is available in three different formats – domed or flat caps for PCR in various thermal cyclers and an optical version for qPCR. The VersiCap Mats can be used with all Thermo Scientific™ Molecular Biology strip tubes and 96-well PCR plates. Alternatively, the VersiPlate Strip Tube Plate can be used with cap strips, adhesive or heat seals.

VersiPlate Format	Cap Mat	Thermal Cyclers										qPCR Instruments									
		Thermo Scientific™ Arktik™	Thermo Scientific™ Piko™	Bio-Rad C1000, S1000	Bio-Rad PTC-2(XX), PTC-100™	Bio-Rad T100™, MJ Mini™*	Agilent SureCycler 8800	Eppendorf Mastercycler™ Gradient, MasterCycler ep Gradient/Pro, Nexus	Biometra T1 Thermocycler, TGradient, TRobot, TProfessional	Techné TC-412, TC-4000	Techné TC-512, TC-5000, TC-PLUS, Prime	PeqLab PeqSTAR 96	MWG Primus 96	Thermo Scientific™ PikoReal™	Bio-Rad CFX96	Bio-Rad MiniOpticon™*	Bio-Rad Opticon™, Opticon™ 2, Chromo4™	Agilent Mx3000P™, Mx3005P™, Mx4000	Eppendorf Mastercycler™ ep realplex	Biometra TOptical	Techné PrimeQ
With Frame	Flat VersiCap Mat	•	•	•	•	•	•	•	•	•	•	•	•	•	•	•	•	•	•	•	•
	Domed VersiCap Mat			•	•			•	•	•	•	•	•								
	Optical VersiCap Mat													•		•		•	•	•	
Without Frame	Flat VersiCap Mat	•	•	•	•	•	•	•	•	•	•	•	•	•	•	•	•	•	•	•	•
	Domed VersiCap Mat			•	•	•	•	•	•	•	•	•	•								
	Optical VersiCap Mat													•	•	•	•	•	•	•	•

\*Instrument block format is less than 96-wells

### Everything for your Thermo Scientific™ PCR workflow

#### Sample preparation

- Nucleic Acid Purification Kits
- Plastic consumables
- Storage plates




#### cDNA synthesis

- Thermo Scientific™ Maxima™ Reverse Transcriptases
- Thermo Scientific™ Maxima™ First Strand cDNA Synthesis Kits
- Thermo Scientific™ RiboLock™ RNase Inhibitor



#### Amplification

- Phusion High Fidelity DNA Polymerases
- Phire Hot Start II DNA Polymerases
- Piko Thermal Cyclers
- Plastic consumables



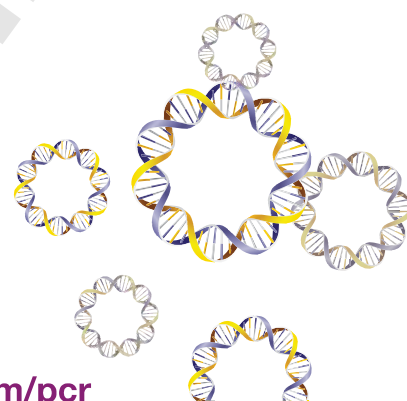
[thermoscientific.com/pcr](https://thermoscientific.com/pcr)

## Order details

Product	Quantity	Product
VersiPlate 96-well Low Profile PCR Strip Tube Plate	25 plates	AB-1800
VersiPlate 96-well Low Profile PCR Strip Tube Plate, White	25 plates	AB-1800/W
VersiPlate Frame, White	25 frames	AB-1805
VersiCap Mat, Domed Cap Strips	25 mats	AB-1810
	100 mats	AB-1810/100
VersiCap Mat, Flat Cap Strips	25 mats	AB-1815
	100 mats	AB-1815/100
VersiCap Mat, Ultra Clear Cap Strips	25 mats	AB-1820
	100 mats	AB-1820/100

Samples are available for all the products; please contact your local sales specialist or our Customer Services team.

- Learn more at [thermoscientific.com/pcr](http://thermoscientific.com/pcr)



© 2014 Thermo Fisher Scientific Inc. All rights reserved. PTC-100, T100, MJ Mini, MiniOpticon, Opticon and Chromo4 are trademarks of Bio-Rad Laboratories Inc., Mastercycler is a trademark of Eppendorf AG, Mx3005P and Mx3000P are trademarks of Agilent. All other trademarks are the property of Thermo Fisher Scientific Inc. and its subsidiaries.

### Europe

Customer Service  
cs.molbio.eu@thermofisher.com

Technical Support  
ts.molbio.eu@thermofisher.com

Tel 00800 222 00 888  
Fax 00800 222 00 889

### United States

Customer Service  
cs.molbio@thermofisher.com

Technical Support  
ts.molbio@thermofisher.com

Tel 877 661 8841  
Fax 800 854 5395

### Canada

Customer Service  
cs.molbio@thermofisher.com

Technical Support  
ts.molbio@thermofisher.com

Tel 800 340 9026  
Fax 800 472 8322

**Thermo**  
SCIENTIFIC

A Thermo Fisher Scientific Brand